



15^e GRAND PRIX DE MONACO HISTORIQUE | 24-26 AVRIL 2026



RACE A1 LOUIS CHIRON – Prewar Grand Prix cars and Voiturettes

Free Practice Final Classification

Num Pilote No Driver	Nat Pil Dr Nat	Concurrent Competitor	Nat Con Com Nat	Classe Class	Marque Modèle - Année Type Model - Year	Temps Time	Tour Lap	Tours Laps	Ecart Gap	Vitesse Speed
1 42		BLAKENEY-EDWARDS, Patrick		2	FRAZER-NASH MONOPLACE 1935	2:10.116	7	8	-	92.3
2 30		BRADLEY, Richard		2	MASERATI 4CL 1939	2:10.612	3	4	+0.496	92.0
3 24		BAKER, Brad		1	ERA R10B 1936	2:13.683	10	12	+3.567	89.9
4 28		BURKARD, Fritz		1	ALFA-ROMEO 8C MONZA 1933	2:22.813	3	11	+12.697	84.1
5 26		DOWLING, Cian		1	ERA R5B 1936	2:22.871	6	6	+12.755	84.1
6 48		FREEMAN, David		1	ASTON MARTIN SPEED MODEL 1936	2:26.535	12	12	+16.419	82.0
7 14		READ, Alex		1	BUGATTI 51 1931	2:27.278	4	4	+17.162	81.6
8 22		STAPTS, Thierry		1	BUGATTI 35 1926	2:31.474	2	5	+21.358	79.3
9 18		FOUQUET-HATEVILAIN, Francois		1	BUGATTI 35 1925	2:35.920	3	5	+25.804	77.0
10 34		PIANTELLI, Maurizio		2	BUGATTI 37A 1927	2:40.384	3	11	+30.268	74.9
11 10		CUEREL, Jean-Pascal		1	BUGATTI 35B 1928	2:40.704	9	11	+30.588	74.8
12 8		DE BALDANZA, Julia		1	BUGATTI 35B 1928	2:43.037	9	10	+32.921	73.7
13 46		BUSST, Rusell		2	ASTON MARTIN ULSTER 1935	2:47.161	8	10	+37.045	71.9
14 44		GILLETT, John		2	MG K3 MAGNETTE 1934	2:47.941	8	10	+37.825	71.5
15 32		KOENIG, Jurg		2	BUGATTI 37A 1926	2:50.250	3	10	+40.134	70.6
16 *36		BELOTTI, Matteo		2	BUGATTI 37A 1927	2:50.649	7	8	+40.533	70.4
17 40		BORDET, Emeric		2	AMILCAR C6 1927	2:58.913	7	7	+48.797	67.1
18 16		POELS, Dominique		1	BUGATTI 51 1932					
19 20		BERTOLERO, Simone		1	BUGATTI 35 1926			2		
20 38		SLIJPEN, Lucas		2	AMILCAR C6 1928			10		

* CAR #36 - Accepted to run in an "invitation" class - Art.12 - Supplementary Regulations and Bulletin N°1.1
 CARS 16 - SOME LAPTICES DELETED DUE TO TRACK LIMITS
 CAR 36 - LAPS 2 AND 3 DELETED DUE TO TRACK LIMITS
 CAR 38 - ALL LAPTICES DELETED DUE TO TRACK LIMITS

Published at: ...19:00.....

Track Status: **DRY**

Stewards:

A. VIVALDA - Chairman of the Stewards

C. CALEGARI - Steward

P. LONGONI - Steward

Timekeeper:

Alberto ESTÉBANEZ



RACE A1 LOUIS CHIRON – Prewar Grand Prix cars and Voiturettes

Free Practice Best Sector Times

Pos	Secteur 1 Sector 1		Secteur 2 Sector 2		Secteur 3 Sector 3		Pos	Num Pilote No Driver	Tour Idéal-Ideal Lap	M.Tour-Best Lap
	Num Pilote No Driver	Temps Time	Num Pilote No Driver	Temps Time	Num Pilote No Driver	Temps Time				
1	30 R.BRADLEY	37.460	42 P.BLAKENEY-EDWARDS	54.749	30 R.BRADLEY	35.929	1	30 R.BRADLEY	2:08.602	2:10.612 (2)
2	24 B.BAKER	37.929	30 R.BRADLEY	55.213	42 P.BLAKENEY-EDWARDS	36.275	2	42 P.BLAKENEY-EDWARDS	2:10.109	2:10.116 (1)
3	42 P.BLAKENEY-EDWARDS	39.085	24 B.BAKER	56.148	24 B.BAKER	38.155	3	24 B.BAKER	2:12.232	2:13.683 (3)
4	26 C.DOWLING	41.400	28 F.BURKARD	58.813	28 F.BURKARD	39.197	4	28 F.BURKARD	2:19.948	2:22.813 (4)
5	28 F.BURKARD	41.938	26 C.DOWLING	1:00.863	26 C.DOWLING	40.097	5	26 C.DOWLING	2:22.360	2:22.871 (5)
6	14 A.READ	43.251	48 D.FREEMAN	1:01.038	48 D.FREEMAN	40.350	6	48 D.FREEMAN	2:25.090	2:26.535 (6)
7	48 D.FREEMAN	43.702	14 A.READ	1:01.529	14 A.READ	42.271	7	14 A.READ	2:27.051	2:27.278 (7)
8	22 T.STAPTS	46.232	22 T.STAPTS	1:01.756	22 T.STAPTS	43.120	8	22 T.STAPTS	2:31.108	2:31.474 (8)
9	18 F.FOUQUET-HATEVILAIN	46.505	18 F.FOUQUET-HATEVILAIN	1:04.297	38 L.SLIJPEN	44.214	9	18 F.FOUQUET-HATEVILAIN	2:35.810	2:35.920 (9)
10	38 L.SLIJPEN	46.760	38 L.SLIJPEN	1:04.883	10 J.CUEREL	44.320	10	38 L.SLIJPEN	2:35.857	
11	10 J.CUEREL	47.629	10 J.CUEREL	1:05.256	34 M.PIANTELLI	44.503	11	10 J.CUEREL	2:37.205	2:40.704 (11)
12	20 S.BERTOLERO	48.114	34 M.PIANTELLI	1:05.299	18 F.FOUQUET-HATEVILAIN	45.008	12	34 M.PIANTELLI	2:38.240	2:40.384 (10)
13	34 M.PIANTELLI	48.438	20 S.BERTOLERO	1:05.985	20 S.BERTOLERO	45.582	13	20 S.BERTOLERO	2:39.681	
14	46 R.BUSST	49.597	8 J.DE BALDANZA	1:06.648	8 J.DE BALDANZA	45.737	14	8 J.DE BALDANZA	2:42.329	2:43.037 (12)
15	8 J.DE BALDANZA	49.944	32 J.KOENIG	1:09.879	44 J.GILLETT	46.136	15	46 R.BUSST	2:46.562	2:47.161 (13)
16	44 J.GILLETT	50.319	46 R.BUSST	1:09.914	46 R.BUSST	47.051	16	44 J.GILLETT	2:47.422	2:47.941 (14)
17	32 J.KOENIG	51.033	36 M.BELOTTI	1:10.804	36 M.BELOTTI	47.606	17	32 J.KOENIG	2:48.636	2:50.250 (15)
18	36 M.BELOTTI	52.108	44 J.GILLETT	1:10.967	32 J.KOENIG	47.724	18	36 M.BELOTTI	2:50.518	2:50.649 (16)
19	40 E.BORDET	54.771	40 E.BORDET	1:12.244	40 E.BORDET	49.744	19	40 E.BORDET	2:56.759	2:58.913 (17)



15^e GRAND PRIX DE MONACO HISTORIQUE | 24-26 AVRIL 2026



RACE A1 LOUIS CHIRON – Prewar Grand Prix cars and Voiturettes

Free Practice Sector Analysis

Lap under Red Flag

— Invalidated Lap

■ Personal Best

■ Session Best

B Crossing the pit lane

Tour Lap	Temps Time	Secteur 1 Sector 1	Secteur 2 Sector 2	Secteur 3 Sector 3	Vitesse Speed	Heure Elapsed
8		Julia DE BALDANZA				
		DE BALDANZA, Julia BUGATTI 35B 1928				
1	4:14.323	2:02.089	1:20.768	51.466	47.2	4:14.323
2	2:58.366	53.603	1:14.601	50.162	67.4	7:12.689
3	2:53.699	52.437	1:11.941	49.321	69.2	10:06.388
4	2:57.541	57.431	1:12.336	47.774	67.7	13:03.929
5	2:54.227	52.793	1:13.346	48.088	69.0	15:58.156
6	2:56.588	53.845	1:13.297	49.446	68.0	18:54.744
7	2:51.669	53.002	1:10.448	48.219	70.0	21:46.413
8	2:43.797	49.944	1:08.116	45.737	73.3	24:30.210
9	2:43.037	50.154	1:06.648	46.235	73.7	27:13.247
10	2:52.859	50.472	1:10.194	52.193	69.5	30:06.106
10		Jean-Pascal CUEREL				
		CUEREL, Jean-Pascal BUGATTI 35B 1928				
1	3:09.647	1:13.140	1:08.366	48.141	63.3	3:09.647
2	2:55.496	51.364	1:12.341	51.791	68.5	6:05.143
3	2:48.118	50.898	1:10.330	46.890	71.5	8:53.261
4	2:53.179	52.733	1:13.017	47.429	69.4	11:46.440
5	2:46.051	51.335	1:08.493	46.223	72.3	14:32.491
6	2:48.193	51.433	1:09.057	47.703	71.4	17:20.684
7	3:38.043	1:45.897	1:06.592	45.554	55.1	20:58.727
8	2:41.494	50.019	1:06.352	45.123	74.4	23:40.221
9	2:40.704	50.484	1:05.256	44.964	74.8	26:20.925
10	2:42.885	48.425	1:10.140	44.320	73.8	29:03.810
11	2:42.629	47.629	1:06.169	48.831	73.9	31:46.439
14		Alex READ				
		BAKER, Brad BUGATTI 51 1931				
1	3:18.712	1:28.447	1:05.924	44.341	60.5	3:18.712
2	2:40.680	48.371	1:05.403	46.906	74.8	5:59.392
3	2:27.465	43.442	1:01.529	42.494	81.5	8:26.857

Tour Lap	Temps Time	Secteur 1 Sector 1	Secteur 2 Sector 2	Secteur 3 Sector 3	Vitesse Speed	Heure Elapsed
4	2:27.278	43.251	1:01.756	42.271	81.6	10:54.135
18		Francois FOUQUET-HATEVILAIN				
		FOUQUET-HATEVILAIN, Francois BUGATTI 35 1925				
1	3:18.359	1:27.272	1:06.022	45.065	60.6	3:18.359
2	2:44.719	49.877	1:08.655	46.187	72.9	6:03.078
3	2:35.920	46.505	1:04.297	45.118	77.0	8:38.998
4	2:41.704	47.816	1:08.667	45.221	74.3	11:20.702
5	2:41.136	48.962	1:07.166	45.008	74.6	14:01.838
20		Simone BERTOLERO				
		BERTOLERO, Simone BUGATTI 35 1926				
1	3:17.948	1:23.683	1:08.683	45.582	60.7	3:17.948
2	6:15.225 B	48.114	1:05.985	4:21.126	32.0	9:33.173
22		Thierry STAPTS				
		STAPTS, Thierry BUGATTI 35 1926				
1	2:55.955	1:09.064	1:02.947	43.944	68.3	2:55.955
2	2:31.474	46.598	1:01.756	43.120	79.3	5:27.429
3	2:33.014	46.232	1:03.201	43.581	78.5	8:00.443
4	2:33.984	46.802	1:03.092	44.090	78.0	10:34.427
5	6:37.533 B	49.210	1:09.458	4:38.865	30.2	17:11.960
24		Brad BAKER				
		BAKER, Brad ERA R10B 1936				
1	3:41.123	1:55.734	1:01.590	43.799	54.3	3:41.123
2	2:24.977	44.090	56.896	43.991	82.9	6:06.100
3	2:17.001	41.148	56.823	39.030	87.7	8:23.101
4	2:50.983	37.929	1:34.021	39.033	70.3	11:14.084
5	2:22.078	40.500	1:03.091	38.487	84.6	13:36.162
6	2:20.338	39.726	59.816	40.796	85.6	15:56.500
7	2:17.366	41.499	57.548	38.319	87.5	18:13.866



15^e GRAND PRIX DE MONACO HISTORIQUE | 24-26 AVRIL 2026



RACE A1 LOUIS CHIRON – Prewar Grand Prix cars and Voiturettes

Free Practice Sector Analysis

Lap under Red Flag

— Invalidated Lap

■ Personal Best

■ Session Best

B Crossing the pit lane

Tour Lap	Temps Time	Secteur 1 Sector 1	Secteur 2 Sector 2	Secteur 3 Sector 3	Vitesse Speed	Heure Elapsed
8	2:18.576	40.785	58.443	39.348	86.7	20:32.442
9	2:28.104	49.122	58.181	40.801	81.1	23:00.546
10	2:13.683	39.224	56.148	38.311	89.9	25:14.229
11	2:37.292	42.981	1:06.414	47.897	76.4	27:51.521
12	2:17.373	42.220	56.998	38.155	87.4	30:08.894

26		🇺🇸 Cian DOWLING		ERA R5B 1936		
		DOWLING, Cian				
1	4:03.238	2:06.335	1:10.234	46.669	49.4	4:03.238
2	2:35.537	45.371	1:07.249	42.917	77.2	6:38.775
3	2:30.583	42.816	1:02.664	45.103	79.8	9:09.358
4	2:30.807	44.250	1:04.794	41.763	79.7	11:40.165
5	2:24.455	41.737	1:02.448	40.270	83.2	14:04.620
6	2:22.871	41.911	1:00.863	40.097	84.1	16:27.491

28		🇨🇭 Fritz BURKARD		ALFA-ROMEO 8C MONZA 1933		
		BURKARD, Fritz				
1	2:54.814	1:11.030	1:01.969	41.815	68.7	2:54.814
2	2:23.118	44.185	59.736	39.197	83.9	5:17.932
3	2:22.813	42.689	58.813	41.311	84.1	7:40.745
4	2:32.282	42.912	1:02.937	46.433	78.9	10:13.027
5	6:22.657 B	49.399	1:07.488	4:25.770	31.4	16:35.684
6	2:39.092	50.387	1:01.809	46.896	75.5	19:14.776
7	2:31.276	45.579	1:01.521	44.176	79.4	21:46.052
8	2:27.957	43.710	1:03.921	40.326	81.2	24:14.009
9	2:24.763	41.938	1:02.908	39.917	83.0	26:38.772
10	2:32.603	44.553	1:08.411	39.639	78.7	29:11.375
11	2:33.138	44.560	1:02.837	45.741	78.4	31:44.513

30		🇬🇧 Richard BRADLEY		MASERATI 4CL 1939		
		BRADLEY, Richard				
1	2:41.459	1:08.226	56.700	36.533	74.4	2:41.459
2	2:45.905	37.507	1:32.469	35.929	72.4	5:27.364

Tour Lap	Temps Time	Secteur 1 Sector 1	Secteur 2 Sector 2	Secteur 3 Sector 3	Vitesse Speed	Heure Elapsed
3	2:10.612	37.744	55.213	37.655	92.0	7:37.976
4	2:13.649	37.460	58.790	37.399	89.9	9:51.625

32		🇨🇭 Jurg KOENIG		BUGATTI 37A 1926		
		KOENIG, Jurg				
1	3:15.594	1:16.545	1:10.684	48.365	61.4	3:15.594
2	2:52.732	52.531	1:11.397	48.804	69.5	6:08.326
3	2:50.250	51.033	1:09.879	49.338	70.6	8:58.576
4	2:53.504	51.276	1:14.338	47.890	69.2	11:52.080
5	2:54.514	54.403	1:12.387	47.724	68.8	14:46.594
6	2:57.918	52.762	1:15.151	50.005	67.5	17:44.512
7	3:09.664	1:00.234	1:18.251	51.179	63.3	20:54.176
8	3:03.513	56.692	1:16.156	50.665	65.5	23:57.689
9	3:03.210	55.546	1:16.168	51.496	65.6	27:00.899
10	3:11.369	57.962	1:20.783	52.624	62.8	30:12.268

34		🇮🇹 Maurizio PIANTELLI		BUGATTI 37A 1927		
		PIANTELLI, Maurizio				
1	3:38.885	1:37.378	1:11.512	49.995	54.9	3:38.885
2	2:46.003	52.454	1:08.023	45.526	72.4	6:24.888
3	2:40.384	50.416	1:05.299	44.669	74.9	9:05.272
4	2:55.027	50.546	1:15.903	48.578	68.6	12:00.299
5	2:52.576	53.209	1:13.025	46.342	69.6	14:52.875
6	2:50.637	52.686	1:10.303	47.648	70.4	17:43.512
7	2:55.698	58.728	1:10.186	46.784	68.4	20:39.210
8	2:49.080	54.196	1:09.722	45.162	71.1	23:28.290
9	2:42.409	50.064	1:07.842	44.503	74.0	26:10.699
10	2:50.918	49.339	1:15.872	45.707	70.3	29:01.617
11	2:46.253	48.438	1:09.936	47.879	72.3	31:47.870

36		🇮🇹 Matteo BELOTTI		BUGATTI 37A 1927		
		BELOTTI, Matteo				
1	3:48.640	1:40.766	1:14.863	53.011	52.5	3:48.640



15^e GRAND PRIX DE MONACO HISTORIQUE | 24-26 AVRIL 2026



RACE A1 LOUIS CHIRON – Prewar Grand Prix cars and Voiturettes

Free Practice Sector Analysis

Lap under Red Flag

— Invalidated Lap

■ Personal Best

■ Session Best

B Crossing the pit lane

Tour Lap	Temps Time	Secteur 1 Sector 1	Secteur 2 Sector 2	Secteur 3 Sector 3	Vitesse Speed	Heure Elapsed
2	3:04.950	57.175	1:16.920	50.855	65.0	6:53.590
3	3:00.859	55.624	1:14.283	50.952	66.4	9:54.449
4	3:00.153	55.304	1:14.875	49.974	66.7	12:54.602
5	2:55.487	53.584	1:13.454	48.449	68.5	15:50.089
6	2:52.493	52.580	1:11.395	48.518	69.6	18:42.582
7	2:50.649	52.239	1:10.804	47.606	70.4	21:33.231
8	2:52.973	52.108	1:11.742	49.123	69.5	24:26.204

38 Lucas SLIJPEN
 SLIJPEN, Lucas AMILCAR C6 1928

1	3:57.078	1:56.820	1:12.802	47.456	50.7	3:57.078
2	2:45.607	49.312	1:08.933	47.362	72.5	6:42.685
3	2:38.464	46.760	1:06.986	44.718	75.8	9:21.149
4	2:38.987	46.929	1:07.844	44.214	75.6	12:00.136
5	4:01.981 B	47.303	1:06.907	2:07.771	49.6	16:02.117
6	2:54.761	57.260	1:11.024	46.477	68.7	18:56.878
7	2:41.792	52.085	1:04.883	44.824	74.3	21:38.670
8	2:40.434	47.417	1:07.281	45.736	74.9	24:19.104
9	2:41.970	46.840	1:07.843	47.287	74.2	27:01.074
10	4:00.474	47.576	1:18.586	1:54.312	50.0	31:01.548

40 Emeric BORDET
 BORDET, Emeric AMILCAR C6 1927

1	4:04.657	1:58.169	1:14.415	52.073	49.1	4:04.657
2	2:59.885	56.029	1:12.244	51.612	66.8	7:04.542
3	3:00.099	55.078	1:14.302	50.719	66.7	10:04.641
4	5:53.662 B	57.013	1:16.280	3:40.369	34.0	15:58.303
5	3:06.606	1:00.536	1:14.750	51.320	64.4	19:04.909
6	3:01.007	54.771	1:16.492	49.744	66.4	22:05.916
7	2:58.913	55.057	1:13.719	50.137	67.1	25:04.829

42 Patrick BLAKENEY-EDWARDS
 BLAKENEY-EDWARDS, Patrick FRAZER-NASH MONOPLACE 1935

Tour Lap	Temps Time	Secteur 1 Sector 1	Secteur 2 Sector 2	Secteur 3 Sector 3	Vitesse Speed	Heure Elapsed
1	2:48.861	1:05.602	1:03.028	40.231	71.1	2:48.861
2	2:10.942	39.432	54.749	36.761	91.7	4:59.803
3	4:58.765 B	39.206	59.321	3:20.238	40.2	9:58.568
4	8:35.377 B	50.028	1:01.297	6:44.052	23.3	18:33.945
5	2:20.252	44.817	56.651	38.784	85.7	20:54.197
6	2:12.237	39.351	56.274	36.612	90.8	23:06.434
7	2:10.116	39.085	54.756	36.275	92.3	25:16.550
8	4:10.212 B	41.174	1:07.398	2:21.640	48.0	29:26.762

44 John GILLETT
 GILLETT, John MG K3 MAGNETTE 1934

1	4:15.796	2:05.206	1:18.512	52.078	47.0	4:15.796
2	2:54.547	53.166	1:12.846	48.535	68.8	7:10.343
3	2:54.959	52.346	1:12.743	49.870	68.7	10:05.302
4	2:57.780	55.193	1:13.906	48.681	67.6	13:03.082
5	2:53.976	52.678	1:13.492	47.806	69.1	15:57.058
6	2:55.212	53.334	1:14.111	47.767	68.6	18:52.270
7	2:52.063	53.271	1:11.571	47.221	69.8	21:44.333
8	2:47.941	50.838	1:10.967	46.136	71.5	24:32.274
9	3:18.516	51.540	1:36.722	50.254	60.5	27:50.790
10	2:54.795	50.319	1:14.054	50.422	68.7	30:45.585

46 Russell BUSST
 BUSST, Russell ASTON MARTIN ULSTER 1935

1	4:04.919	1:54.444	1:14.446	56.029	49.0	4:04.919
2	3:03.378	58.864	1:13.402	51.112	65.5	7:08.297
3	3:03.228	58.375	1:15.858	48.995	65.6	10:11.525
4	2:57.593	55.795	1:14.089	47.709	67.6	13:09.118
5	2:52.009	53.150	1:11.224	47.635	69.8	16:01.127
6	2:54.402	52.557	1:12.399	49.446	68.9	18:55.529
7	2:52.173	53.852	1:09.914	48.407	69.8	21:47.702
8	2:47.161	49.597	1:10.513	47.051	71.9	24:34.863
9	3:18.884	53.035	1:34.134	51.715	60.4	27:53.747



15^e GRAND PRIX DE MONACO HISTORIQUE | 24-26 AVRIL 2026



RACE A1 LOUIS CHIRON – Prewar Grand Prix cars and Voiturettes

Free Practice Sector Analysis

Lap under Red Flag

— Invalidated Lap

■ Personal Best

■ Session Best

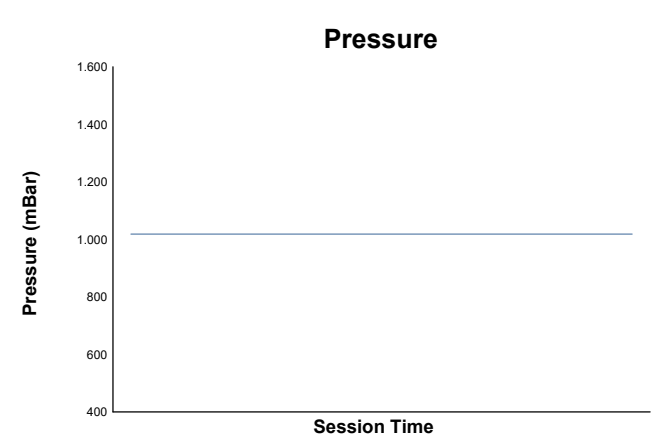

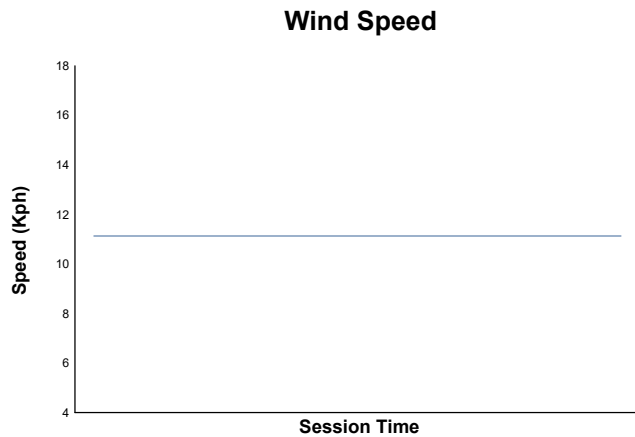
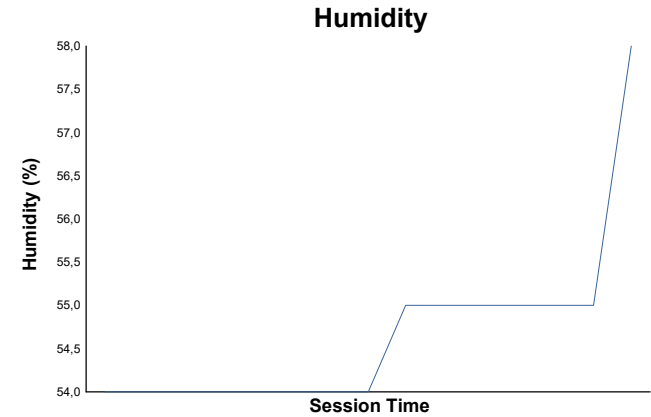
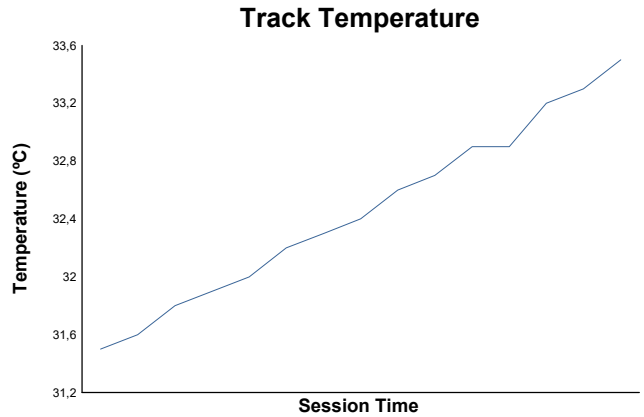
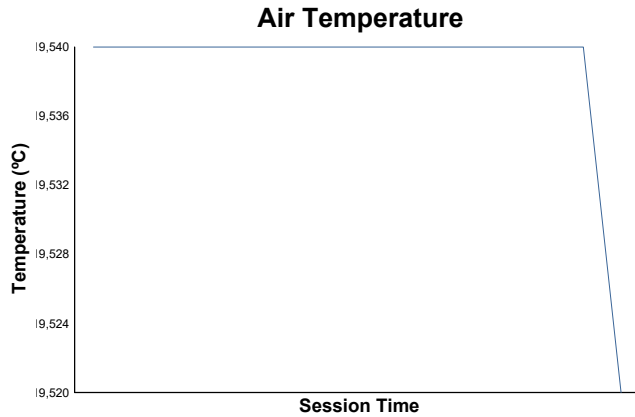
B Crossing the pit lane

Tour Lap	Temps Time	Secteur 1 Sector 1	Secteur 2 Sector 2	Secteur 3 Sector 3	Vitesse Speed	Heure Elapsed	Tour Lap	Temps Time	Secteur 1 Sector 1	Secteur 2 Sector 2	Secteur 3 Sector 3	Vitesse Speed	Heure Elapsed
10	2:53.380	51.949	1:10.321	51.110	69.3	30:47.127							
48	David FREEMAN FREEMAN, David ASTON MARTIN SPEED MODEL 1936												
1	3:23.845	1:26.555	1:11.401	45.889	58.9	3:23.845							
2	2:37.829	47.203	1:03.473	47.153	76.1	6:01.674							
3	2:32.479	46.306	1:03.000	43.173	78.8	8:34.153							
4	2:34.284	46.387	1:06.253	41.644	77.9	11:08.437							
5	2:36.655	45.280	1:07.289	44.086	76.7	13:45.092							
6	2:30.089	45.250	1:04.343	40.496	80.0	16:15.181							
7	2:37.591	45.016	1:06.788	45.787	76.2	18:52.772							
8	2:30.228	44.797	1:04.853	40.578	80.0	21:23.000							
9	2:33.357	45.297	1:02.921	45.139	78.3	23:56.357							
10	2:27.435	45.021	1:02.064	40.350	81.5	26:23.792							
11	2:35.074	43.702	1:08.920	42.452	77.5	28:58.866							
12	2:26.535	44.473	1:01.038	41.024	82.0	31:25.401							



RACE A1 LOUIS CHIRON – Prewar Grand Prix cars and Voiturettes

Free Practice Weather Report



Track Status: **DRY**

