



15^e GRAND PRIX DE MONACO HISTORIQUE | 24-26 AVRIL 2026



RACE A1 LOUIS CHIRON – Prewar Grand Prix cars and Voiturettes

Race Final Classification

Num Pilote No Driver	Nat Pil Dr Nat	Concurrent Competitor	Nat Con Com Nat	Marque Modèle - Année Type Model - Year	Classe Class	Tours	Temps Total Time	Ecart Gap	Vitess Tour	M.Tour-Best Lap		
										Temps Time	Vitesse Speed	
1 42		BLAKENEY-EDWARDS, Patrick		FRAZER-NASH MONOPLACE 1935	2	10	21:16.304	-	94.1	3	2:05.751	95.5
2 24		BAKER, Brad		ERA R10B 1936	1	10	21:44.702	+28.398	92.1	8	2:07.084	94.5
3 14		BAKER, Brad		BUGATTI 51 1931	1	10	22:19.941	+1:03.637	89.7	3	2:10.832	91.8
4 28		BURKARD, Fritz		ALFA-ROMEO 8C MONZA 1933	1	10	22:56.663	+1:40.359	87.3	2	2:14.843	89.1
5 30		BRADLEY, Richard		MASERATI 4CL 1939	2	9	19:01.433	1 Tour	94.7	3	2:05.085	96.0
6 48		FREEMAN, David		ASTON MARTIN SPEED MODEL 1936	1	9	21:41.493	1 Tour	83.1	5	2:20.743	85.4
7 10		CUEREL, Jean-Pascal		BUGATTI 35B 1928	1	9	22:00.094	1 Tour	81.9	9	2:23.693	83.6
8 22		STAPTS, Thierry		BUGATTI 35 1926	1	9	22:02.716	1 Tour	81.7	5	2:24.113	83.4
9 16		POELS, Dominique		BUGATTI 51 1932	1	9	23:05.824	1 Tour	78.0	7	2:30.427	79.9
10 18		FOUQUET-HATEVILAIN, Francois		BUGATTI 35 1925	1	9	23:10.905	1 Tour	77.7	8	2:29.921	80.1
11 46		BUSST, Russell		ASTON MARTIN ULSTER 1935	2	9	23:18.043	1 Tour	77.3	8	2:31.164	79.5
12 38		SLIJPEN, Lucas		AMILCAR C6 1928	2	8	21:18.140	2 Tours	75.2	7	2:34.951	77.5
13 8		DE BALDANZA, Julia		BUGATTI 35B 1928	1	8	21:20.044	2 Tours	75.1	7	2:34.000	78.0
14 40		BORDET, Emeric		AMILCAR C6 1927	2	8	21:21.369	2 Tours	75.0	6	2:35.291	77.4
15 44		GILLET, John		MG K3 MAGNETTE 1934	2	8	21:45.849	2 Tours	73.6	3	2:35.980	77.0
16 32		KOENIG, Jurg		BUGATTI 37A 1926	2	8	21:50.557	2 Tours	73.3	3	2:38.856	75.6
17 34		PIANTELLI, Maurizio		BUGATTI 37A 1927	2	8	22:59.669	2 Tours	69.7	7	2:48.270	71.4
18 20		BERTOLERO, Simone		BUGATTI 35 1926	1							

Published at: 10:30

Track Status: **DRY**

Stewards: A. VIVALDA - Chairman of the Stewards C. CALEGARI - Steward P. LONGONI - Steward	Timekeeper: Alberto ESTÉBANEZ
--	---





15^e GRAND PRIX DE MONACO HISTORIQUE | 24-26 AVRIL 2026



RACE A1 LOUIS CHIRON – Prewar Grand Prix cars and Voiturettes

Race Lap Chart

Num No	Pos	Grid	Tours - Laps										
			1	2	3	4	5	6	7	8	9	10	
30	1	30	30	30	30	30	30	30	30	30	30	30	42
42	2	42	42	42	42	42	42	42	42	42	42	42	24
24	3	24	24	24	24	24	24	24	24	24	24	24	14
14	4	14	14	14	14	14	14	14	14	14	14	14	28
48	5	48	28	28	28	28	28	28	28	28	28	28	
22	6	22	48	48	48	48	48	48	48	48	48	48	
10	7	10	10	10	10	10	22	22	10	10	10	10	
28	8	28	22	22	22	22	22	10	10	22	22	22	
46	9	46	46	16	16	16	16	16	16	16	16	16	
38	10	38	16	46	18	18	18	18	18	18	18	18	
34	11	34	38	18	46	46	46	46	46	46	46	46	
20	12	20	18	38	44	44	38	38	38	38	38	38	
32	13	32	44	44	38	38	40	40	8	8	8	8	
16	14	16	32	32	32	8	8	8	40	40	40	40	
8	15	8	8	40	40	40	44	44	44	44	44	44	
44	16	44	40	8	8	32	32	32	32	32	32	32	
18	17	18	34	34	34	34	34	34	34	34	34	34	
40	18	40											



RACE A1 LOUIS CHIRON – Prewar Grand Prix cars and Voiturettes

Race Best Sector Times

Pos	Secteur 1 Sector 1		Secteur 2 Sector 2		Secteur 3 Sector 3		Pos	Num Pilote No Driver	Tour Idéal-Ideal Lap	M.Tour-Best Lap
	Num Pilote No Driver	Temps Time	Num Pilote No Driver	Temps Time	Num Pilote No Driver	Temps Time				
1	42 P.BLAKENEY-EDWARDS	37.126	30 R.BRADLEY	52.431	30 R.BRADLEY	34.898	1	30 R.BRADLEY	2:04.542	2:05.085 (1)
2	30 R.BRADLEY	37.213	42 P.BLAKENEY-EDWARDS	52.509	42 P.BLAKENEY-EDWARDS	35.317	2	42 P.BLAKENEY-EDWARDS	2:04.952	2:05.751 (2)
3	24 B.BAKER	37.406	24 B.BAKER	53.551	24 B.BAKER	35.479	3	24 B.BAKER	2:06.436	2:07.084 (3)
4	14 A.READ	38.680	14 A.READ	55.080	14 A.READ	36.707	4	14 A.READ	2:10.467	2:10.832 (4)
5	28 F.BURKARD	40.317	28 F.BURKARD	55.887	28 F.BURKARD	37.687	5	28 F.BURKARD	2:13.891	2:14.843 (5)
6	48 D.FREEMAN	42.289	48 D.FREEMAN	59.336	48 D.FREEMAN	38.786	6	48 D.FREEMAN	2:20.411	2:20.743 (6)
7	10 J.CUEREL	43.153	10 J.CUEREL	59.401	10 J.CUEREL	40.366	7	10 J.CUEREL	2:22.920	2:23.693 (7)
8	22 T.STAPTS	43.682	22 T.STAPTS	59.497	22 T.STAPTS	40.523	8	22 T.STAPTS	2:23.702	2:24.113 (8)
9	18 F.FOUQUET-HATEVILAIN	45.331	18 F.FOUQUET-HATEVILAIN	1:01.957	16 D.POELS	41.624	9	18 F.FOUQUET-HATEVILAIN	2:29.921	2:29.921 (9)
10	16 D.POELS	46.188	46 R.BUSST	1:02.451	46 R.BUSST	41.656	10	16 D.POELS	2:30.346	2:30.427 (10)
11	8 J.DE BALDANZA	46.195	16 D.POELS	1:02.534	18 F.FOUQUET-HATEVILAIN	42.633	11	46 R.BUSST	2:30.672	2:31.164 (11)
12	46 R.BUSST	46.565	40 E.BORDET	1:03.639	8 J.DE BALDANZA	42.961	12	8 J.DE BALDANZA	2:33.284	2:34.000 (12)
13	40 E.BORDET	46.901	38 L.SLIJPEN	1:03.869	44 J.GILLETT	43.095	13	38 L.SLIJPEN	2:34.144	2:34.951 (13)
14	38 L.SLIJPEN	47.080	8 J.DE BALDANZA	1:04.128	38 L.SLIJPEN	43.195	14	40 E.BORDET	2:34.481	2:35.291 (14)
15	44 J.GILLETT	47.995	44 J.GILLETT	1:04.890	40 E.BORDET	43.941	15	44 J.GILLETT	2:35.980	2:35.980 (15)
16	32 J.KOENIG	48.714	32 J.KOENIG	1:05.368	32 J.KOENIG	44.620	16	32 J.KOENIG	2:38.702	2:38.856 (16)
17	34 M.PIANTELLI	52.197	34 M.PIANTELLI	1:08.723	34 M.PIANTELLI	46.820	17	34 M.PIANTELLI	2:47.740	2:48.270 (17)










15^e GRAND PRIX DE MONACO HISTORIQUE | 24-26 AVRIL 2026



RACE A1 LOUIS CHIRON – Prewar Grand Prix cars and Voiturettes

Race Flag Analysis

Flag	Time
	GREEN FLAG 09:08:50.167
	YELLOW FLAG AT SECTOR 2 09:24:21.988
	GREEN FLAG AT SECTOR 2 09:24:24.276
	CHEQUERED FLAG 09:30:06.471
	YELLOW FLAG AT SECTOR 3 09:30:08.173



15^e GRAND PRIX DE MONACO HISTORIQUE | 24-26 AVRIL 2026



RACE A1 LOUIS CHIRON – Prewar Grand Prix cars and Voiturettes

Race Sector Analysis

Lap under Red Flag

— Invalidated Lap

■ Personal Best

■ Session Best

B Crossing the pit lane

Tour	Temps Time	Secteur 1 Sector 1	Secteur 2 Sector 2	Secteur 3 Sector 3	Vitesse Speed	Heure Elapsed
8		Julia DE BALDANZA		BUGATTI 35B 1928		
		DE BALDANZA, Julia				
1	2:56.157	1:05.026	1:05.136	45.995	68.2	2:56.157
2	2:41.585	51.407	1:05.001	45.177	74.3	5:37.742
3	2:37.973	49.048	1:04.736	44.189	76.0	8:15.715
4	2:37.879	47.688	1:06.804	43.387	76.1	10:53.594
5	2:40.345	49.354	1:08.030	42.961	74.9	13:33.939
6	2:35.186	47.886	1:04.128	43.172	77.4	16:09.125
7	2:34.000	46.195	1:04.265	43.540	78.0	18:43.125
8	2:36.919	47.096	1:04.383	45.440	76.6	21:20.044
10		Jean-Pascal CUEREL		BUGATTI 35B 1928		
		CUEREL, Jean-Pascal				
1	2:34.454	51.794	1:01.447	41.213	77.8	2:34.454
2	2:26.378	43.923	1:01.271	41.184	82.1	5:00.832
3	2:25.434	43.595	1:00.659	41.180	82.6	7:26.266
4	2:25.399	43.508	1:00.536	41.355	82.6	9:51.665
5	2:24.016	43.746	59.865	40.405	83.4	12:15.681
6	2:27.433	43.379	1:00.969	43.085	81.5	14:43.114
7	2:27.828	44.143	1:01.286	42.399	81.3	17:10.942
8	2:25.459	44.163	1:00.930	40.366	82.6	19:36.401
9	2:23.693	43.153	59.401	41.139	83.6	22:00.094
14		Alex READ		BUGATTI 51 1931		
		BAKER, Brad				
1	2:16.322	44.301	55.080	36.941	88.1	2:16.322
2	2:11.398	38.680	55.825	36.893	91.4	4:27.720
3	2:10.832	38.864	55.261	36.707	91.8	6:38.552
4	2:12.142	39.155	55.601	37.386	90.9	8:50.694
5	2:13.794	40.698	55.962	37.134	89.8	11:04.488
6	2:19.767	41.687	1:00.595	37.485	86.0	13:24.255
7	2:13.950	40.018	56.116	37.816	89.7	15:38.205

Tour	Temps Time	Secteur 1 Sector 1	Secteur 2 Sector 2	Secteur 3 Sector 3	Vitesse Speed	Heure Elapsed
8	2:16.130	40.251	58.541	37.338	88.2	17:54.335
9	2:12.209	39.405	55.481	37.323	90.9	20:06.544
10	2:13.397	39.843	55.773	37.781	90.1	22:19.941
16		Dominique POELS		BUGATTI 51 1932		
		POELS, Dominique				
1	2:43.850	57.588	1:04.000	42.262	73.3	2:43.850
2	2:33.033	46.188	1:04.080	42.765	78.5	5:16.883
3	2:32.703	46.213	1:03.556	42.934	78.7	7:49.586
4	2:33.416	46.278	1:04.202	42.936	78.3	10:23.002
5	2:33.967	46.357	1:05.634	41.976	78.0	12:56.969
6	2:32.078	47.179	1:02.899	42.000	79.0	15:29.047
7	2:30.427	46.269	1:02.534	41.624	79.9	17:59.474
8	2:31.624	46.322	1:02.622	42.680	79.2	20:31.098
9	2:34.726	47.768	1:02.834	44.124	77.6	23:05.824
18		Francois FOUQUET-HATEVILAIN		BUGATTI 35 1925		
		FOUQUET-HATEVILAIN, Francois				
1	2:50.480	59.527	1:06.916	44.037	70.5	2:50.480
2	2:31.499	46.043	1:02.549	42.907	79.3	5:21.979
3	2:33.106	46.238	1:03.478	43.390	78.5	7:55.085
4	2:33.537	46.619	1:03.776	43.142	78.2	10:28.622
5	2:35.899	46.712	1:04.643	44.544	77.1	13:04.521
6	2:32.116	45.844	1:02.841	43.431	79.0	15:36.637
7	2:32.621	46.245	1:03.295	43.081	78.7	18:09.258
8	2:29.921	45.331	1:01.957	42.633	80.1	20:39.179
9	2:31.726	45.633	1:02.382	43.711	79.2	23:10.905
22		Thierry STAPTS		BUGATTI 35 1926		
		STAPTS, Thierry				
1	2:36.016	52.755	1:01.763	41.498	77.0	2:36.016
2	2:26.642	44.459	1:00.714	41.469	81.9	5:02.658
3	2:25.069	44.265	59.927	40.877	82.8	7:27.727



15^e GRAND PRIX DE MONACO HISTORIQUE | 24-26 AVRIL 2026



RACE A1 LOUIS CHIRON – Prewar Grand Prix cars and Voiturettes

Race Sector Analysis

Lap under Red Flag

— Invalidated Lap

■ Personal Best

■ Session Best

B Crossing the pit lane

Tour	Temps Time	Secteur 1 Sector 1	Secteur 2 Sector 2	Secteur 3 Sector 3	Vitesse Speed	Heure Elapsed
4	2:25.334	44.010	59.878	41.446	82.7	9:53.061
5	2:24.113	43.783	59.807	40.523	83.4	12:17.174
6	2:25.128	43.747	59.497	41.884	82.8	14:42.302
7	2:28.517	45.532	1:01.232	41.753	80.9	17:10.819
8	2:27.368	45.062	1:01.594	40.712	81.5	19:38.187
9	2:24.529	43.682	59.864	40.983	83.1	22:02.716

24 Brad BAKER						
BAKER, Brad ERA R10B 1936						
1	2:12.121	42.507	54.135	35.479	90.9	2:12.121
2	2:09.045	37.406	55.207	36.432	93.1	4:21.166
3	2:08.200	37.808	54.493	35.899	93.7	6:29.366
4	2:09.308	37.636	54.593	37.079	92.9	8:38.674
5	2:11.364	38.042	54.745	38.577	91.4	10:50.038
6	2:12.182	38.486	55.373	38.323	90.9	13:02.220
7	2:09.312	39.533	53.892	35.887	92.9	15:11.532
8	2:07.084	37.728	53.551	35.805	94.5	17:18.616
9	2:11.212	38.121	56.959	36.132	91.6	19:29.828
10	2:14.874	37.663	53.873	43.338	89.1	21:44.702

28 Fritz BURKARD						
BURKARD, Fritz ALFA-ROMEO 8C MONZA 1933						
1	2:20.839	47.255	55.897	37.687	85.3	2:20.839
2	2:14.843	40.762	56.267	37.814	89.1	4:35.682
3	2:15.180	41.371	55.887	37.922	88.9	6:50.862
4	2:15.850	40.633	56.452	38.765	88.4	9:06.712
5	2:16.615	40.836	57.192	38.587	87.9	11:23.327
6	2:20.514	41.114	58.996	40.404	85.5	13:43.841
7	2:22.437	43.341	58.002	41.094	84.3	16:06.278
8	2:15.949	40.317	57.055	38.577	88.4	18:22.227
9	2:16.825	41.564	56.980	38.281	87.8	20:39.052
10	2:17.611	40.604	57.869	39.138	87.3	22:56.663

Tour	Temps Time	Secteur 1 Sector 1	Secteur 2 Sector 2	Secteur 3 Sector 3	Vitesse Speed	Heure Elapsed
1	2:09.279	41.856	52.511	34.912	92.9	2:09.279
2	2:05.099	37.489	52.589	35.021	96.0	4:14.378
3	2:05.085	37.594	52.431	35.060	96.0	6:19.463
4	2:06.740	38.214	53.579	34.947	94.8	8:26.203
5	2:07.398	37.883	54.617	34.898	94.3	10:33.601
6	2:07.275	38.623	53.556	35.096	94.4	12:40.876
7	2:05.392	37.213	52.954	35.225	95.8	14:46.268
8	2:06.165	38.213	52.912	35.040	95.2	16:52.433
9	2:09.000	37.959	54.164	36.877	93.1	19:01.433

32 Jurg KOENIG						
KOENIG, Jurg BUGATTI 37A 1926						
1	2:55.740	1:02.041	1:06.875	46.824	68.4	2:55.740
2	2:39.965	48.714	1:05.944	45.307	75.1	5:35.705
3	2:38.856	48.868	1:05.368	44.620	75.6	8:14.561
4	2:43.771	49.338	1:09.148	45.285	73.4	10:58.332
5	2:43.225	48.888	1:08.025	46.312	73.6	13:41.557
6	2:41.797	49.485	1:06.816	45.496	74.2	16:23.354
7	2:42.376	48.786	1:07.616	45.974	74.0	19:05.730
8	2:44.827	50.306	1:07.423	47.098	72.9	21:50.557







34 Maurizio PIANTELLI						
PIANTELLI, Maurizio BUGATTI 37A 1927						
1	3:03.839	1:07.264	1:09.457	47.118	65.3	3:03.839
2	2:51.032	54.551	1:09.661	46.820	70.2	5:54.871
3	2:54.001	54.855	1:10.790	48.356	69.0	8:48.872
4	2:50.939	53.324	1:10.460	47.155	70.3	11:39.811
5	2:49.211	53.055	1:08.723	47.433	71.0	14:29.022
6	2:51.308	53.153	1:11.276	46.879	70.1	17:20.330
7	2:48.270	52.197	1:09.125	46.948	71.4	20:08.600









RACE A1 LOUIS CHIRON – Prewar Grand Prix cars and Voiturettes

Race Sector Analysis

Lap under Red Flag — Invalidated Lap ■ Personal Best ■ Session Best ■ B Crossing the pit lane

Tour	Temps Time	Secteur 1 Sector 1	Secteur 2 Sector 2	Secteur 3 Sector 3	Vitesse Speed	Heure Elapsed
8	2:51.069	53.212	1:09.247	48.610	70.2	22:59.669
38	 Lucas SLIJPEN	AMILCAR C6 1928				
	 SLIJPEN, Lucas					
1	2:49.823	58.967	1:06.974	43.882	70.7	2:49.823
2	2:39.017	49.233	1:05.208	44.576	75.5	5:28.840
3	2:38.587	49.016	1:05.539	44.032	75.8	8:07.427
4	2:44.658	49.818	1:08.602	46.238	73.0	10:52.085
5	2:39.657	49.820	1:06.642	43.195	75.2	13:31.742
6	2:35.595	47.286	1:04.526	43.783	77.2	16:07.337
7	2:34.951	47.080	1:04.239	43.632	77.5	18:42.288
8	2:35.852	47.423	1:03.869	44.560	77.1	21:18.140
40	 Emeric BORDET	AMILCAR C6 1927				
	 BORDET, Emeric					
1	2:56.514	1:05.767	1:05.629	45.118	68.1	2:56.514
2	2:39.563	48.649	1:05.595	45.319	75.3	5:36.077
3	2:38.675	48.814	1:05.469	44.392	75.7	8:14.752
4	2:40.685	49.542	1:06.548	44.595	74.8	10:55.437
5	2:37.913	48.181	1:05.698	44.034	76.1	13:33.350
6	2:35.291	47.404	1:03.639	44.248	77.4	16:08.641
7	2:35.646	47.657	1:04.048	43.941	77.2	18:44.287
8	2:37.082	46.901	1:04.163	46.018	76.5	21:21.369
42	 Patrick BLAKENEY-EDWARDS	FRAZER-NASH MONOPLACE 1935				
	 BLAKENEY-EDWARDS, Patrick					
1	2:10.978	42.415	53.042	35.521	91.7	2:10.978
2	2:05.970	37.126	53.074	35.770	95.4	4:16.948
3	2:05.751	37.489	52.509	35.753	95.5	6:22.699
4	2:06.285	37.353	53.541	35.391	95.1	8:28.984
5	2:09.603	37.533	56.605	35.465	92.7	10:38.587
6	2:06.038	37.332	53.389	35.317	95.3	12:44.625
7	2:06.591	37.618	53.163	35.810	94.9	14:51.216

Tour	Temps Time	Secteur 1 Sector 1	Secteur 2 Sector 2	Secteur 3 Sector 3	Vitesse Speed	Heure Elapsed
8	2:07.898	37.752	54.411	35.735	93.9	16:59.114
9	2:07.223	37.722	53.265	36.236	94.4	19:06.337
10	2:09.967	38.425	53.594	37.948	92.4	21:16.304
44	 John GILLETT	MG K3 MAGNETTE 1934				
	 GILLETT, John					
1	2:52.425	1:03.322	1:04.927	44.176	69.7	2:52.425
2	2:38.990	48.083	1:05.468	45.439	75.6	5:31.415
3	2:35.980	47.995	1:04.890	43.095	77.0	8:07.395
4	2:42.703	48.032	1:09.834	44.837	73.8	10:50.098
5	2:49.759	51.513	1:12.271	45.975	70.8	13:39.857
6	2:38.999	48.316	1:05.865	44.818	75.6	16:18.856
7	2:44.452	50.313	1:08.342	45.797	73.0	19:03.308
8	2:42.541	50.173	1:07.045	45.323	73.9	21:45.849
46	 Rusell BUSST	ASTON MARTIN ULSTER 1935				
	 BUSST, Russell					
1	2:43.313	55.847	1:04.503	42.963	73.6	2:43.313
2	2:38.347	48.827	1:05.125	44.395	75.9	5:21.660
3	2:38.155	49.790	1:04.555	43.810	76.0	7:59.815
4	2:35.262	48.219	1:03.865	43.178	77.4	10:35.077
5	2:33.536	47.477	1:04.326	41.733	78.2	13:08.613
6	2:33.337	47.319	1:02.958	43.060	78.3	15:41.950
7	2:31.761	47.311	1:02.657	41.793	79.2	18:13.711
8	2:31.164	46.565	1:02.943	41.656	79.5	20:44.875
9	2:33.168	47.425	1:02.451	43.292	78.4	23:18.043
48	 David FREEMAN	ASTON MARTIN SPEED MODEL 1936				
	 FREEMAN, David					
1	2:29.427	48.919	1:00.426	40.082	80.4	2:29.427
2	2:23.114	43.583	1:00.283	39.248	83.9	4:52.541
3	2:23.647	43.226	1:00.529	39.892	83.6	7:16.188
4	2:23.202	43.480	1:00.010	39.712	83.9	9:39.390



15^e GRAND PRIX DE MONACO HISTORIQUE | 24-26 AVRIL 2026 



RACE A1 LOUIS CHIRON – Prewar Grand Prix cars and Voiturettes

Race Sector Analysis

Lap under Red Flag

— Invalidated Lap

■ Personal Best

■ Session Best

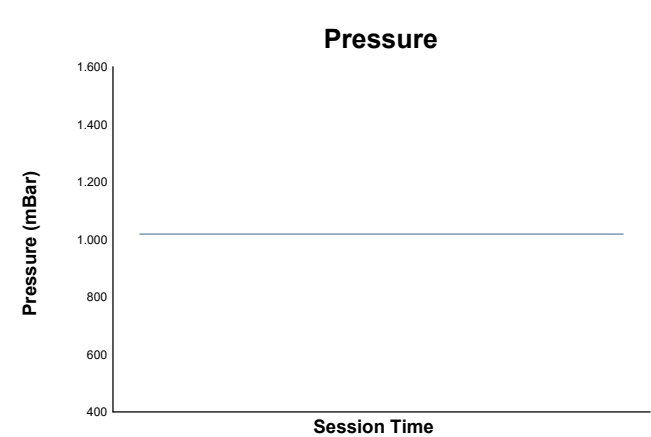

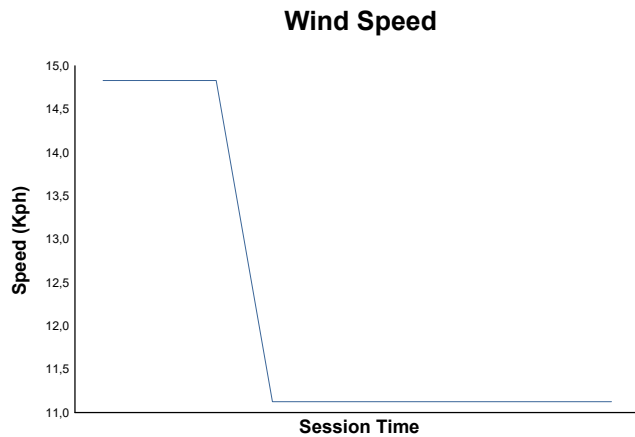
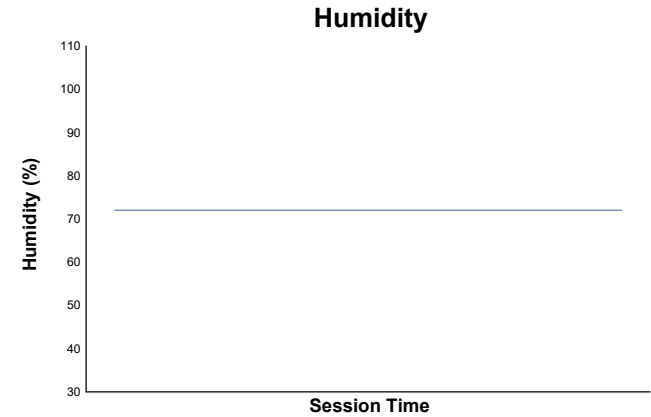
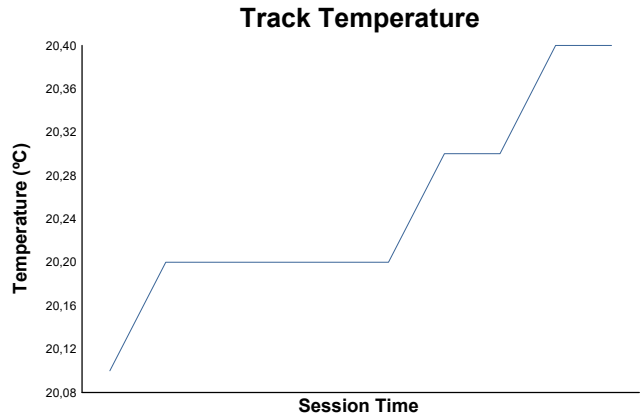
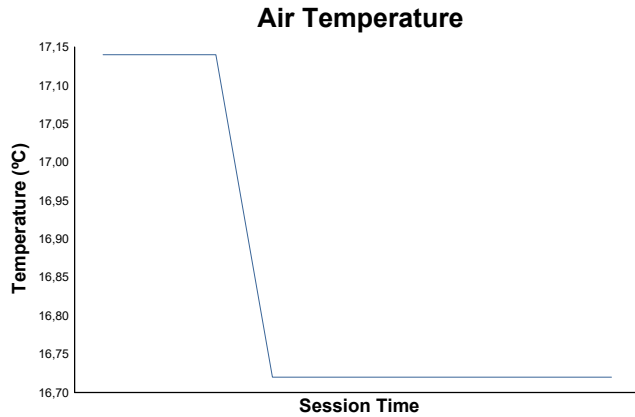
B Crossing the pit lane

Tour	Temps Time	Secteur 1 Sector 1	Secteur 2 Sector 2	Secteur 3 Sector 3	Vitesse Speed	Heure Elapsed	Tour	Temps Time	Secteur 1 Sector 1	Secteur 2 Sector 2	Secteur 3 Sector 3	Vitesse Speed	Heure Elapsed
5	2:20.743	42.621	59.336	38.786	85.4	12:00.133							
6	2:22.288	42.289	59.652	40.347	84.4	14:22.421							
7	2:26.122	44.386	1:00.805	40.931	82.2	16:48.543							
8	2:23.301	44.418	59.895	38.988	83.8	19:11.844							
9	2:29.649	42.767	1:04.658	42.224	80.3	21:41.493							



RACE A1 LOUIS CHIRON – Prewar Grand Prix cars and Voiturettes

Race Weather Report



Track Status: **DRY**