



# 15<sup>e</sup> GRAND PRIX DE MONACO HISTORIQUE | 24-26 AVRIL 2026



## RACE A2 JUAN MANUEL FANGIO – Front-engine Grand Prix cars built before 1961

### Free Practice Final Classification

Num Pilote No Driver	Nat Pil Dr Nat	Concurrent Competitor	Nat Con Com Nat	Classe Class	Marque Modèle - Année Type Model - Year	Temps Time	Tour Lap	Tours Laps	Ecart Gap	Vitesse Speed
1 48		SHAW, Mark		3	SCARAB F1 1960	1:56.379	13	13	-	103.2
2 30		FIERRO-ELETA, Guillermo		3	MASERATI 250F 1954	1:57.238	12	13	+0.859	102.5
3 34		SPIERS, John		3	MASERATI 250F 1955	1:57.938	13	13	+1.559	101.9
4 38		FOLCH-RUSIÑOL, Joaquin		2	LOTUS 16 1958	1:58.144	10	14	+1.765	101.7
5 6		NUTHALL, William		2	COOPER-BRISTOL T23 (MK2) 1953	1:58.705	10	12	+2.326	101.2
6 32		FRANCHITTI, Marino		3	MASERATI 250F 1957	1:58.720	9	12	+2.341	101.2
7 8		WILLIS, Andy		3	BRM P25 1958	1:59.485	4	4	+3.106	100.5
8 42		SMITH-HILLIARD, Max		3	LOTUS 16 1959	2:01.275	11	14	+4.896	99.1
9 56		BAKER, Brad		3	MASERATI 250F 1954	2:03.784	12	13	+7.405	97.0
10 4		GRANT, Paul		2	COOPER-BRISTOL T23 (MK2) 1953	2:06.632	10	13	+10.253	94.9
11 20		BIRKENSTOCK, Alex		3	FERRARI 246 (DINO) 1960	2:07.352	12	13	+10.973	94.3
12 26		SCHLERETH, Tom		4	FERGUSON P99 1960	2:09.816	12	12	+13.437	92.5
13 2		BATCHELOR, Nigel		2	COOPER-BRISTOL T20 (MK1) 1952	2:15.456	11	12	+19.077	88.7
14 50		BLAKENEY-EDWARDS, Patrick		1	MASERATI 4CLT/48 1949	2:21.860	4	5	+25.481	84.7
15 18		BALLY, Jean-Jacques		2	GORDINI T11/15 1947	2:22.494	12	12	+26.115	84.3
16 40		RUSSELL, Adrian		3	LOTUS 16 1959	2:24.143	2	9	+27.764	83.3
17 36		ENGELHORN, Kurt		3	MASERATI 250F 1955	2:28.471	11	11	+32.092	80.9
18 46		LEONE, Davide		2	CISITALIA D46 1946	2:34.080	3	5	+37.701	78.0
19 16		LEROY, Eric		2	GORDINI T11/15 1946	2:41.594	9	10	+45.215	74.3
20 14		MACRI, Francesco		3	LANCIA MARINO F1 1954	2:41.730	7	8	+45.351	74.3

CARS 36 - LAP 1 DELETED DUE TO TRACK LIMITS

Track Status: **DRY**

Published at: .....

<b>Stewards:</b>  H.ORSINI - Chairman of the Stewards  S.BENSA - Steward  F.LURA - Steward	<b>Timekeeper:</b> Alberto ESTÉBANEZ 
---	--



**15<sup>e</sup> GRAND PRIX DE MONACO HISTORIQUE | 24-26 AVRIL 2026** 



**RACE A2 JUAN MANUEL FANGIO – Front-engine Grand Prix cars built before 1961**

Free Practice Best Sector Times

Pos	Secteur 1 Sector 1		Secteur 2 Sector 2		Secteur 3 Sector 3		Pos	Num Pilote No Driver	Tour Idéal-Ideal Lap	M.Tour-Best Lap
	Num Pilote No Driver	Temps Time	Num Pilote No Driver	Temps Time	Num Pilote No Driver	Temps Time				
1	48 M.SHAW	34.152	30 G.FIERRO-ELETA	48.760	38 J.FOLCH-RUSIÑOL	32.956	1	48 M.SHAW	1:56.084	1:56.379 (1)
2	30 G.FIERRO-ELETA	34.357	48 M.SHAW	48.953	34 J.SPIERS	32.977	2	30 G.FIERRO-ELETA	1:56.588	1:57.238 (2)
3	34 J.SPIERS	34.641	38 J.FOLCH-RUSIÑOL	49.175	48 M.SHAW	32.979	3	38 J.FOLCH-RUSIÑOL	1:56.953	1:58.144 (4)
4	42 M.SMITH-HILLIARD	34.800	6 W.NUTHALL	49.792	32 M.FRANCHITTI	33.276	4	34 J.SPIERS	1:57.412	1:57.938 (3)
5	38 J.FOLCH-RUSIÑOL	34.822	34 J.SPIERS	49.794	8 A.WILLIS	33.353	5	32 M.FRANCHITTI	1:58.486	1:58.720 (6)
6	32 M.FRANCHITTI	35.173	32 M.FRANCHITTI	50.037	30 G.FIERRO-ELETA	33.471	6	6 W.NUTHALL	1:58.696	1:58.705 (5)
7	6 W.NUTHALL	35.261	42 M.SMITH-HILLIARD	50.113	6 W.NUTHALL	33.643	7	42 M.SMITH-HILLIARD	1:59.775	2:01.275 (7)
8	8 A.WILLIS	35.734	56 B.BAKER	52.162	42 M.SMITH-HILLIARD	34.862	8	8 A.WILLIS	2:02.135	2:02.619 (8)
9	56 B.BAKER	35.780	8 A.WILLIS	53.048	20 A.BIRKENSTOCK	35.799	9	56 B.BAKER	2:03.761	2:03.784 (9)
10	4 P.GRANT	36.827	4 P.GRANT	53.315	56 B.BAKER	35.819	10	4 P.GRANT	2:06.143	2:06.632 (10)
11	20 A.BIRKENSTOCK	37.835	20 A.BIRKENSTOCK	53.445	4 P.GRANT	36.001	11	20 A.BIRKENSTOCK	2:07.079	2:07.352 (11)
12	26 T.SCHLERETH	38.583	26 T.SCHLERETH	53.749	26 T.SCHLERETH	36.893	12	26 T.SCHLERETH	2:09.225	2:09.816 (12)
13	2 N.BATCHELOR	39.712	2 N.BATCHELOR	56.674	2 N.BATCHELOR	38.134	13	2 N.BATCHELOR	2:14.520	2:15.456 (13)
14	40 A.RUSSELL	40.811	18 J.BALLY	58.380	50 P.BLAKENEY-EDWARDS	39.173	14	50 P.BLAKENEY-EDWARDS	2:19.984	2:21.860 (14)
15	18 J.BALLY	42.128	50 P.BLAKENEY-EDWARDS	58.670	18 J.BALLY	40.157	15	18 J.BALLY	2:20.665	2:22.494 (15)
16	50 P.BLAKENEY-EDWARDS	42.141	40 A.RUSSELL	59.580	40 A.RUSSELL	40.916	16	40 A.RUSSELL	2:21.307	2:24.143 (16)
17	36 K.ENGELHORN	43.006	36 K.ENGELHORN	1:01.997	46 D.LEONE	43.116	17	36 K.ENGELHORN	2:28.148	2:28.471 (17)
18	14 F.MACRI	46.481	46 D.LEONE	1:03.005	36 K.ENGELHORN	43.145	18	46 D.LEONE	2:34.080	2:34.080 (18)
19	46 D.LEONE	47.959	14 F.MACRI	1:04.930	16 E.LEROY	44.652	19	14 F.MACRI	2:37.848	2:41.730 (20)
20	16 E.LEROY	49.591	16 E.LEROY	1:06.364	14 F.MACRI	46.437	20	16 E.LEROY	2:40.607	2:41.594 (19)





# 15<sup>e</sup> GRAND PRIX DE MONACO HISTORIQUE | 24-26 AVRIL 2026



## RACE A2 JUAN MANUEL FANGIO – Front-engine Grand Prix cars built before 1961

### Free Practice Sector Analysis

Lap under Red Flag

— Invalidated Lap

■ Personal Best

■ Session Best

B Crossing the pit lane

Tour Lap	Temps Time	Secteur 1 Sector 1	Secteur 2 Sector 2	Secteur 3 Sector 3	Vitesse Speed	Heure Elapsed	Tour Lap	Temps Time	Secteur 1 Sector 1	Secteur 2 Sector 2	Secteur 3 Sector 3	Vitesse Speed	Heure Elapsed
<b>2</b>	Nigel BATCHELOR Nigel BATCHELOR COOPER-BRISTOL T20 (MK1) 1952						<b>6</b>	William NUTHALL Ian NUTHALL COOPER-BRISTOL T23 (MK2) 1953					
1	3:51.146	1:52.010	1:13.262	45.874	52.0	3:51.146	1	3:48.852	1:50.309	1:13.309	45.234	52.5	3:48.852
2	2:28.611	46.149	1:02.648	39.814	80.8	6:19.757	2	2:08.036	38.838	53.586	35.612	93.8	5:56.888
3	2:21.727	42.546	59.796	39.385	84.8	8:41.484	3	2:04.309	36.962	52.477	34.870	96.6	8:01.197
4	2:33.810	43.523	1:02.790	47.497	78.1	11:15.294	4	2:03.728	37.296	51.815	34.617	97.1	10:04.925
5	3:07.743	55.324	1:16.134	56.285	64.0	14:23.037	5	4:33.506 B	36.524	1:08.820	2:48.162	43.9	14:38.431
6	3:03.103	1:00.667	1:20.228	42.208	65.6	17:26.140	6	2:55.288	54.761	1:15.615	44.912	68.5	17:33.719
7	2:21.207	41.189	1:01.167	38.851	85.1	19:47.347	7	2:06.155	36.778	55.359	34.018	95.2	19:39.874
8	2:17.379	41.173	58.072	<b>38.134</b>	87.4	22:04.726	8	2:01.585	36.966	50.903	33.716	98.8	21:41.459
9	2:19.989	39.929	59.024	41.036	85.8	24:24.715	9	2:05.901	41.487	50.771	<b>33.643</b>	95.4	23:47.360
10	2:16.475	<b>39.712</b>	58.127	38.636	88.0	26:41.190	10	<b>1:58.705</b>	<b>35.261</b>	<b>49.792</b>	33.652	101.2	25:46.065
11	<b>2:15.456</b>	40.512	<b>56.674</b>	38.270	88.7	28:56.646	11	2:01.957	35.311	50.531	36.115	98.5	27:48.022
12	2:16.408	39.809	57.663	38.936	88.1	31:13.054	12	1:59.805	35.874	50.139	33.792	100.3	29:47.827
<b>4</b>	Paul GRANT Paul GRANT COOPER-BRISTOL T23 (MK2) 1953						<b>8</b>	Andy WILLIS Andy WILLIS BRM P25 1958					
1	2:46.988	1:08.602	59.560	38.826	71.9	2:46.988	1	2:40.850	1:03.592	59.062	38.196	74.7	2:40.850
2	2:14.902	39.686	57.266	37.950	89.1	5:01.890	2	2:06.864	37.566	54.279	35.019	94.7	4:47.714
3	2:11.088	38.285	55.528	37.275	91.6	7:12.978	3	2:02.619	36.218	53.048	33.353	98.0	6:50.333
4	2:12.491	38.994	55.485	38.012	90.7	9:25.469	4	<b>1:59.485</b>	35.987	<b>50.313</b>	<b>33.185</b>	100.5	8:49.818
5	2:26.088	37.919	59.787	48.382	82.2	11:51.557							
6	2:41.620	50.000	1:06.713	44.907	74.3	14:33.177							
7	2:55.380	58.148	1:16.446	40.786	68.5	17:28.557							
8	2:13.644	40.540	57.050	36.054	89.9	19:42.201							
9	2:08.473	<b>36.827</b>	54.718	36.928	93.5	21:50.674							
10	<b>2:06.632</b>	37.316	<b>53.315</b>	<b>36.001</b>	94.9	23:57.306							
11	2:06.693	37.096	53.512	36.085	94.8	26:03.999							
12	2:12.260	38.801	55.386	38.073	90.8	28:16.259							
13	2:09.604	37.702	54.478	37.424	92.7	30:25.863							
<b>14</b>	Francesco MACRI Francesco MACRI LANCIA MARINO F1 1954												
1	4:17.712		2:11.313		1:13.099	53.300	46.6	4:17.712					
2	2:49.666		48.461		1:13.169	48.036	70.8	7:07.378					
3	2:42.051		49.667		<b>1:04.930</b>	47.454	74.1	9:49.429					
4	2:51.283		<b>46.481</b>		1:13.068	51.734	70.1	12:40.712					
5	3:24.452		1:02.001		1:24.252	58.199	58.8	16:05.164					
6	2:48.223		54.974		1:06.812	<b>46.437</b>	71.4	18:53.387					
7	<b>2:41.730</b>		47.538		1:06.354	47.838	74.3	21:35.117					
8	8:26.164 B		48.917		1:17.336	6:19.911	23.7	30:01.281					



**RACE A2 JUAN MANUEL FANGIO – Front-engine Grand Prix cars built before 1961**

**Free Practice Sector Analysis**

Lap under Red Flag

— Invalidated Lap

■ Personal Best

■ Session Best

B Crossing the pit lane

Tour Lap	Temps Time	Secteur 1 Sector 1	Secteur 2 Sector 2	Secteur 3 Sector 3	Vitesse Speed	Heure Elapsed	Tour Lap	Temps Time	Secteur 1 Sector 1	Secteur 2 Sector 2	Secteur 3 Sector 3	Vitesse Speed	Heure Elapsed
<b>16</b>	<b>Eric LEROY</b> Eric LEROY GORDINI T11/15 1946						3	2:12.821	38.826	55.741	38.254	90.4	7:15.747
1	3:52.009	1:45.572	1:17.222	49.215	51.8	3:52.009	4	2:11.723	39.116	55.841	36.766	91.2	9:27.470
2	2:51.177	52.940	1:10.711	47.526	70.2	6:43.186	5	2:29.893	38.017	1:02.843	49.033	80.1	11:57.363
3	2:46.191	51.344	1:07.741	47.106	72.3	9:29.377	6	4:15.173 B	48.671	1:08.718	2:17.784	47.1	16:12.536
4	3:07.147	49.855	1:20.350	56.942	64.2	12:36.524	7	2:24.188	48.211	58.839	37.138	83.3	18:36.724
5	3:27.679	1:04.987	1:23.824	58.868	57.8	16:04.203	8	2:09.926	38.123	55.116	36.687	92.5	20:46.650
6	2:53.484	1:00.299	1:07.523	45.662	69.2	18:57.687	9	2:10.372	38.539	54.125	37.708	92.1	22:57.022
7	2:44.517	49.888	1:07.102	47.527	73.0	21:42.204	10	2:08.707	38.076	54.832	<b>35.799</b>	93.3	25:05.729
8	2:45.024	49.979	1:07.560	47.485	72.8	24:27.228	11	2:10.328	39.008	54.487	36.833	92.2	27:16.057
9	<b>2:41.594</b>	49.941	1:07.001	<b>44.652</b>	74.3	27:08.822	12	<b>2:07.352</b>	<b>37.835</b>	<b>53.445</b>	36.072	94.3	29:23.409
10	2:42.382	49.708	1:07.528	45.146	74.0	29:51.204	13	2:09.162	37.846	53.458	37.858	93.0	31:32.571
<b>18</b>	<b>Jean-Jaques BALLY</b> Jean-Jaques BALLY GORDINI T11/15 1947						<b>26</b>	<b>Tom SCHLERETH</b> Tom SCHLERETH FERGUSON P99 1960					
1	3:17.295	1:21.069	1:08.953	47.273	60.9	3:17.295	1	3:17.814	1:27.236	1:06.996	43.582	60.7	3:17.814
2	2:37.668	47.941	1:05.877	43.850	76.2	5:54.963	2	2:26.328	44.111	1:00.178	42.039	82.1	5:44.142
3	2:32.651	45.298	1:03.779	43.574	78.7	8:27.614	3	2:24.962	43.768	1:01.438	39.756	82.9	8:09.104
4	2:33.166	44.805	1:03.302	45.059	78.4	11:00.780	4	2:21.890	43.390	59.549	38.951	84.7	10:30.994
5	3:16.921	58.771	1:20.217	57.933	61.0	14:17.701	5	3:33.696	55.149	1:32.129	1:06.418	56.2	14:04.690
6	3:08.824	1:03.433	1:19.577	45.814	63.6	17:26.525	6	3:10.785	1:12.361	1:17.925	40.499	63.0	17:15.475
7	2:28.203	44.678	1:01.750	41.775	81.1	19:54.728	7	2:20.852	41.423	1:00.947	38.482	85.3	19:36.327
8	2:31.908	44.311	1:02.902	44.695	79.1	22:26.636	8	2:19.689	41.615	59.668	38.406	86.0	21:56.016
9	2:23.751	43.551	<b>58.380</b>	41.820	83.6	24:50.387	9	2:20.113	43.914	58.509	37.690	85.7	24:16.129
10	2:27.470	43.142	1:01.377	42.951	81.5	27:17.857	10	2:15.192	40.982	55.740	38.470	88.9	26:31.321
11	2:26.727	<b>42.128</b>	1:02.610	41.989	81.9	29:44.584	11	2:12.858	40.512	55.453	<b>36.893</b>	90.4	28:44.179
12	<b>2:22.494</b>	42.660	59.677	<b>40.157</b>	84.3	32:07.078	12	<b>2:09.816</b>	<b>38.583</b>	<b>53.749</b>	37.484	92.5	30:53.995
<b>20</b>	<b>Alex BIRKENSTOCK</b> METHUSALEM RACING FERRARI 246 (DINO) 1960						<b>30</b>	<b>Guillermo FIERRO-ELETA</b> Guillermo FIERRO-ELETA MASERATI 250F 1954					
1	2:47.904	1:11.491	58.321	38.092	71.5	2:47.904	1	3:13.098	1:31.559	59.485	42.054	62.2	3:13.098
2	2:15.022	39.737	57.282	38.003	89.0	5:02.926	2	2:13.548	40.519	55.980	37.049	90.0	5:26.646
							3	2:11.958	38.050	53.838	40.070	91.0	7:38.604
							4	2:05.822	38.274	51.952	35.596	95.5	9:44.426



RACE A2 JUAN MANUEL FANGIO – Front-engine Grand Prix cars built before 1961

Free Practice Sector Analysis

Lap under Red Flag



— Invalidated Lap

■ Personal Best



■ Session Best

B Crossing the pit lane

Tour Lap	Temps Time	Secteur 1 Sector 1	Secteur 2 Sector 2	Secteur 3 Sector 3	Vitesse Speed	Heure Elapsed
5	2:43.672	36.196	1:04.257	1:03.219	73.4	12:28.098
6	3:32.332	1:05.319	1:24.822	1:02.191	56.6	16:00.430
7	2:17.195	48.866	53.524	34.805	87.6	18:17.625
8	2:00.440	35.534	50.946	33.960	99.7	20:18.065
9	2:00.899	35.564	50.204	35.131	99.4	22:18.964
10	2:01.495	34.770	50.432	36.293	98.9	24:20.459
11	1:59.187	35.968	49.748	33.471	100.8	26:19.646
12	1:57.238	34.357	48.760	34.121	102.5	28:16.884
13	1:58.878	35.195	49.317	34.366	101.1	30:15.762



**32**  **Marino FRANCHITTI**  
 TEN TENTHS LTD MASERATI 250F 1957

1	2:59.884	1:19.665	1:01.891	38.328	66.8	2:59.884
2	2:11.275	39.458	54.657	37.160	91.5	5:11.159
3	2:06.885	36.853	54.832	35.200	94.7	7:18.044
4	3:57.602 B	37.879	55.510	2:24.213	50.6	11:15.646
5	3:08.774	58.353	1:14.393	56.028	63.6	14:24.420
6	2:55.473	1:00.481	1:17.558	37.434	68.5	17:19.893
7	2:09.137	38.469	54.612	36.056	93.0	19:29.030
8	2:04.980	36.602	51.332	37.046	96.1	21:34.010
9	1:58.720	35.173	50.271	33.276	101.2	23:32.730
10	1:58.887	35.315	50.037	33.535	101.0	25:31.617
11	2:21.424	40.578	1:00.789	40.057	84.9	27:53.041
12	2:10.614	37.832	56.009	36.773	92.0	30:03.655



**34**  **John SPIERS**  
 John SPIERS MASERATI 250F 1955

1	3:57.012	2:15.402	1:03.419	38.191	50.7	3:57.012
2	2:12.848	39.517	55.447	37.884	90.4	6:09.860
3	2:05.008	36.264	53.615	35.129	96.1	8:14.868
4	2:04.399	36.666	52.876	34.857	96.6	10:19.267
5	2:31.556	38.261	1:07.051	46.244	79.3	12:50.823
6	3:16.759	1:04.183	1:16.391	56.185	61.1	16:07.582

7	2:19.902	52.140	52.495	35.267	85.9	18:27.484
8	2:01.857	35.963	52.204	33.690	98.6	20:29.341
9	1:59.663	35.581	50.493	33.589	100.4	22:29.004
10	2:01.395	36.301	49.929	35.165	99.0	24:30.399
11	2:01.633	35.687	51.659	34.287	98.8	26:32.032
12	2:00.212	36.605	50.630	32.977	99.9	28:32.244
13	1:57.938	34.641	49.794	33.503	101.9	30:30.182

**36**  **Kurt ENGELHORN**  
 Kurt ENGELHORN MASERATI 250F 1955

1	3:45.391	1:47.293	1:13.122	44.976	53.3	3:45.391
2	2:44.111	48.558	1:07.222	48.331	73.2	6:29.502
3	2:41.745	48.933	1:07.555	45.257	74.3	9:11.247
4	2:44.275	47.139	1:09.069	48.067	73.1	11:55.522
5	2:45.492	49.435	1:09.096	46.961	72.6	14:41.014
6	2:57.863	53.377	1:18.011	46.475	67.5	17:38.877
7	2:36.155	46.006	1:05.810	44.339	76.9	20:15.032
8	2:32.492	45.015	1:03.761	43.716	78.8	22:47.524
9	2:31.789	44.737	1:03.424	43.628	79.1	25:19.313
10	2:29.385	44.243	1:01.997	43.145	80.4	27:48.698
11	2:28.471	43.006	1:02.066	43.399	80.9	30:17.169

**38**  **Joaquin FOLCH-RUSIÑOL**  
 Joaquin FOLCH-RUSIÑOL LOTUS 16 1958

1	2:40.107	1:03.011	59.028	38.068	75.0	2:40.107
2	2:06.676	37.775	54.167	34.734	94.8	4:46.783
3	2:05.415	36.693	54.385	34.337	95.8	6:52.198
4	2:02.649	36.860	51.953	33.836	97.9	8:54.847
5	2:11.129	35.252	52.918	42.959	91.6	11:05.976
6	3:13.057	54.572	1:20.209	58.276	62.2	14:19.033
7	2:53.685	1:03.114	1:16.552	34.019	69.2	17:12.718
8	2:01.373	35.666	52.082	33.625	99.0	19:14.091
9	2:00.655	35.481	52.218	32.956	99.6	21:14.746



# 15<sup>e</sup> GRAND PRIX DE MONACO HISTORIQUE | 24-26 AVRIL 2026



## RACE A2 JUAN MANUEL FANGIO – Front-engine Grand Prix cars built before 1961

### Free Practice Sector Analysis

Lap under Red Flag

— Invalidated Lap

■ Personal Best

■ Session Best

B Crossing the pit lane

Tour Lap	Temps Time	Secteur 1 Sector 1	Secteur 2 Sector 2	Secteur 3 Sector 3	Vitesse Speed	Heure Elapsed
10	1:58.144	35.340	49.175	33.629	101.7	23:12.890
11	1:59.124	34.822	49.282	35.020	100.8	25:12.014
12	2:00.417	35.453	50.750	34.214	99.8	27:12.431
13	1:59.826	36.672	49.652	33.502	100.3	29:12.257
14	2:00.961	35.065	49.836	36.060	99.3	31:13.218

40		Adrian RUSSELL		LOTUS 16 1959		
Ewen SERGISON						
1	2:38.769	54.179	1:01.388	43.202	75.7	2:38.769
2	2:24.143	43.290	59.580	41.273	83.3	5:02.912
3	2:48.916	40.811	1:03.563	1:04.542	71.1	7:51.828
4	5:54.098 B	55.260	1:05.705	3:53.133	33.9	13:45.926
5	3:03.740	1:03.982	1:13.265	46.493	65.4	16:49.666
6	2:33.812	46.276	1:06.620	40.916	78.1	19:23.478
7	2:31.405	43.533	1:05.501	42.371	79.3	21:54.883
8	2:35.862	47.087	1:07.725	41.050	77.1	24:30.745
9	5:15.867 B	43.144	1:03.372	3:29.351	38.0	29:46.612

42		Max SMITH-HILLIARD		LOTUS 16 1959		
Max SMITH-HILLIARD						
1	2:43.978	1:02.317	59.266	42.395	73.3	2:43.978
2	2:16.318	42.188	56.150	37.980	88.1	5:00.296
3	2:07.174	37.009	52.980	37.185	94.5	7:07.470
4	2:05.353	37.236	51.935	36.182	95.8	9:12.823
5	2:21.198	38.837	56.568	45.793	85.1	11:34.021
6	2:51.327	45.984	1:09.353	55.990	70.1	14:25.348
7	2:54.096	1:00.832	1:15.929	37.335	69.0	17:19.444
8	2:09.284	38.229	54.918	36.137	92.9	19:28.728
9	2:07.060	36.516	51.197	39.347	94.5	21:35.788
10	2:02.800	36.515	50.637	35.648	97.8	23:38.588
11	2:01.275	34.800	50.113	36.362	99.1	25:39.863
12	2:07.800	35.841	52.087	39.872	94.0	27:47.663
13	2:06.338	35.632	55.844	34.862	95.1	29:54.001

Tour Lap	Temps Time	Secteur 1 Sector 1	Secteur 2 Sector 2	Secteur 3 Sector 3	Vitesse Speed	Heure Elapsed
14	2:10.925	38.805	53.539	38.581	91.8	32:04.926

46		Davide LEONE		CISITALIA D46 1946		
Davide LEONE						
1	3:33.667	1:33.433	1:12.279	47.955	56.2	3:33.667
2	2:39.328	49.677	1:04.370	45.281	75.4	6:12.995
3	2:34.080	47.959	1:03.005	43.116	78.0	8:47.075
4	5:10.313 B	49.462	1:06.510	3:14.341	38.7	13:57.388
5	3:12.853	1:07.008	1:20.736	45.109	62.3	17:10.241

48		Mark SHAW		SCARAB F1 1960		
Mark SHAW						
1	2:23.672	51.361	55.785	36.526	83.6	2:23.672
2	2:09.711	38.976	55.154	35.581	92.6	4:33.383
3	2:07.111	37.559	54.185	35.367	94.5	6:40.494
4	2:04.872	37.339	52.715	34.818	96.2	8:45.366
5	4:36.138 B	38.155	56.456	3:01.527	43.5	13:21.504
6	3:00.886	51.745	1:14.050	55.091	66.4	16:22.390
7	2:06.842	39.551	53.609	33.682	94.7	18:29.232
8	1:58.808	35.021	50.808	32.979	101.1	20:28.040
9	1:59.279	34.545	51.490	33.244	100.7	22:27.319
10	3:08.503 B	35.196	50.797	1:42.510	63.7	25:35.822
11	2:03.667	38.820	51.198	33.649	97.1	27:39.489
12	1:57.579	34.686	49.698	33.195	102.2	29:37.068
13	1:56.379	34.152	48.953	33.274	103.2	31:33.447

50		Patrick BLAKENEY-EDWARDS		MASERATI 4CLT/48 1949		
Patrick BLAKENEY-EDWARDS						
1	3:09.753	1:24.494	1:03.064	42.195	63.3	3:09.753
2	2:26.147	42.141	1:03.113	40.893	82.2	5:35.900
3	2:22.480	42.453	1:00.340	39.687	84.3	7:58.380
4	2:21.860	44.017	58.670	39.173	84.7	10:20.240
5	5:01.186 B	42.171	1:09.442	3:09.573	39.9	15:21.426



**15<sup>e</sup> GRAND PRIX DE MONACO HISTORIQUE | 24-26 AVRIL 2026** 



**RACE A2 JUAN MANUEL FANGIO – Front-engine Grand Prix cars built before 1961**

Free Practice Sector Analysis

Lap under Red Flag

— Invalidated Lap

■ Personal Best

■ Session Best

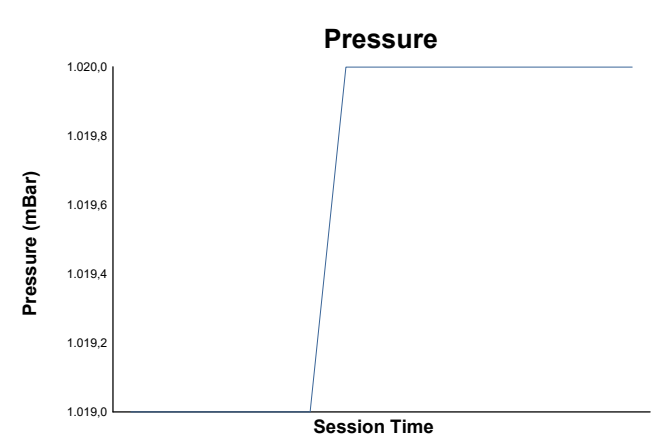
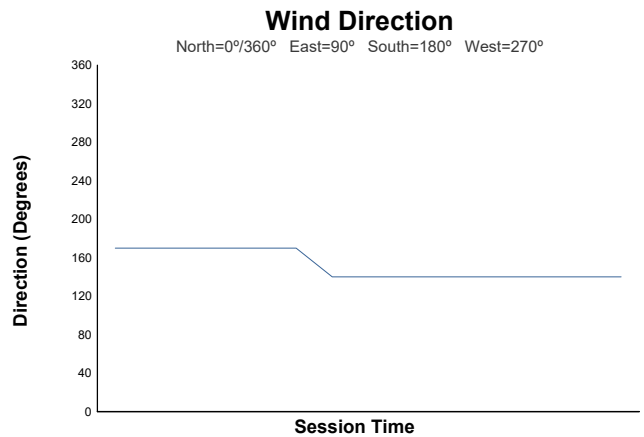
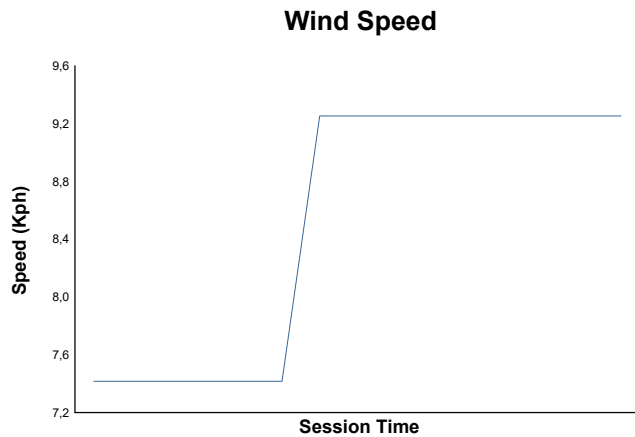
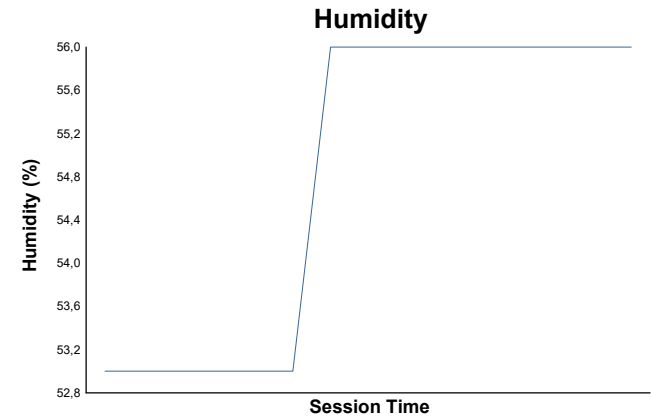
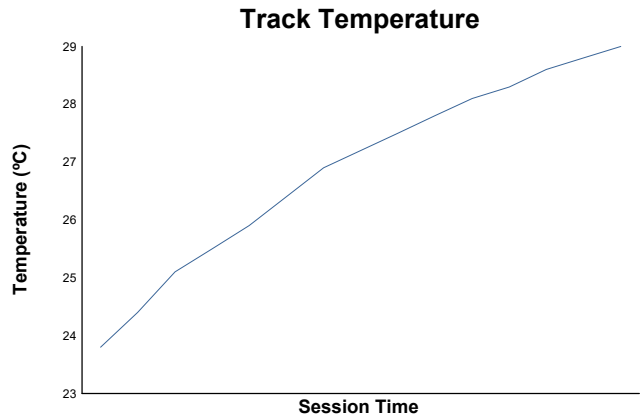
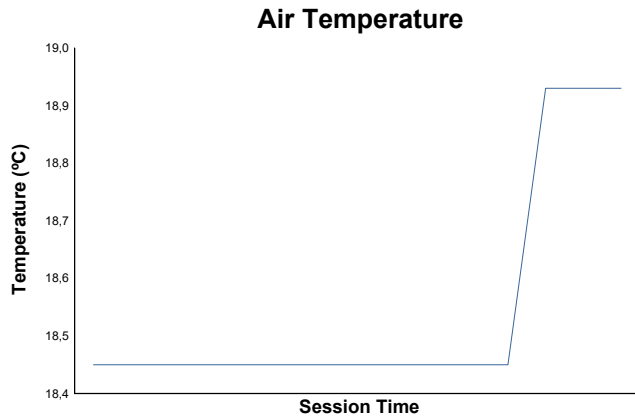
B Crossing the pit lane

Tour Lap	Temps Time	Secteur 1 Sector 1	Secteur 2 Sector 2	Secteur 3 Sector 3	Vitesse Speed	Heure Elapsed	Tour Lap	Temps Time	Secteur 1 Sector 1	Secteur 2 Sector 2	Secteur 3 Sector 3	Vitesse Speed	Heure Elapsed	
<b>56</b>	<b>Canada Brad BAKER</b>													
	Canada Brad BAKER						MASERATI 250F 1954							
1	2:44.372	1:04.893	59.294	40.185	73.1	2:44.372								
2	2:13.127	40.736	55.903	36.488	90.2	4:57.499								
3	2:09.324	37.416	53.987	37.921	92.9	7:06.823								
4	2:09.873	38.327	55.435	36.111	92.5	9:16.696								
5	2:19.407	37.867	55.644	45.896	86.2	11:36.103								
6	2:51.013	46.659	1:07.756	56.598	70.2	14:27.116								
7	2:57.162	1:00.114	1:17.869	39.179	67.8	17:24.278								
8	2:08.533	37.158	55.295	36.080	93.5	19:32.811								
9	2:07.867	36.963	54.273	36.631	94.0	21:40.678								
10	2:10.391	41.594	52.978	<b>35.819</b>	92.1	23:51.069								
11	2:04.985	36.072	52.915	35.998	96.1	25:56.054								
12	<b>2:03.784</b>	<b>35.780</b>	<b>52.162</b>	35.842	97.0	27:59.838								
13	2:07.925	36.939	53.761	37.225	93.9	30:07.763								



RACE A2 JUAN MANUEL FANGIO – Front-engine Grand Prix cars built before 1961

Free Practice Weather Report



Track Status: **DRY**

