



15^e GRAND PRIX DE MONACO HISTORIQUE | 24-26 AVRIL 2026



RACE A2 JUAN MANUEL FANGIO – Front-engine Grand Prix cars built before 1961

Qualifying Practice Final Classification

Num Pilote No Driver	Nat Pil Dr Nat	Concurrent Competitor	Nat Con Com Nat	Classe Class	Marque Modèle - Année Type Model - Year	Temps Time	Tour Lap	Tours Laps	Ecart Gap	Vitesse Speed
1 48		SHAW, Mark		3	SCARAB F1 1960	1:53.299	12	12	-	106.0
2 38		FOLCH-RUSIÑOL, Joaquin		3	LOTUS 16 1958	1:54.543	12	12	+1.244	104.9
3 34		SPIERS, John		3	MASERATI 250F 1955	1:55.968	10	12	+2.669	103.6
4 32		TEN TENTHS LTD		3	MASERATI 250F 1957	1:56.203	8	12	+2.904	103.4
5 42		SMITH-HILLIARD, Max		3	LOTUS 16 1959	1:56.241	10	12	+2.942	103.3
6 30		FIERRO-ELETA, Guillermo		3	MASERATI 250F 1954	1:56.468	8	12	+3.169	103.1
7 6		NUTHALL, Ian		2	COOPER-BRISTOL T23 (MK2) 1953	1:57.735	11	12	+4.436	102.0
8 56		BAKER, Brad		3	MASERATI 250F 1954	2:00.265	9	12	+6.966	99.9
9 4		GRANT, Paul		2	COOPER-BRISTOL T23 (MK2) 1953	2:04.737	10	12	+11.438	96.3
10 20		METHUSALEM RACING		3	FERRARI 246 (DINO) 1960	2:05.211	11	11	+11.912	95.9
11 26		SCHLERETH, Tom		4	FERGUSON P99 1960	2:06.518	8	11	+13.219	95.0
12 2		BATCHELOR, Nigel		2	COOPER-BRISTOL T20 (MK1) 1952	2:08.586	9	11	+15.287	93.4
13 50		BLAKENEY-EDWARDS, Patrick		1	MASERATI 4CLT/48 1949	2:10.231	7	7	+16.932	92.2
14 18		BALLY, Jean Jacques		2	GORDINI T11/15 1947	2:25.910	5	10	+32.611	82.3
15 36		ENGELHORN, Kurt		3	MASERATI 250F 1955	2:26.659	7	10	+33.360	81.9
■ Max. qual. time: 2:27.288										
46		LEONE, Davide		2	CISITALIA D46 1946	2:33.127	6	9		78.5
16		LEROY, Eric		2	GORDINI T11/15 1946	2:34.622	6	9		77.7
8		WILLIS, Andy		3	BRM P25 1958					
14		MACRI, Francesco		3	LANCIA MARINO F1 1954			1		
40		SERGISON, Ewen		3	LOTUS 16 1959			1		

CAR 36 - LAP 2 DELETED DUE TO TRACK LIMITS
 CAR 26 - LAPS 2, 3 AND 9 DELETED DUE TO TRACK LIMITS
 CARS 18 AND 46 - LAP 7 DELETED DUE TO TRACK LIMITS

Published at: 10:45

Track Status: DRY

Stewards: H. ORSINI - Chairman of the Stewards S. BENSA - Steward F. LURA - Steward	Timekeeper: Alberto ESTÉBANEZ
---	---





RACE A2 JUAN MANUEL FANGIO – Front-engine Grand Prix cars built before 1961

Qualifying Practice Best Sector Times

Pos	Secteur 1 Sector 1		Secteur 2 Sector 2		Secteur 3 Sector 3		Pos	Num Pilote No Driver	Tour Idéal-Ideal Lap	M.Tour-Best Lap
	Num Pilote No Driver	Temps Time	Num Pilote No Driver	Temps Time	Num Pilote No Driver	Temps Time				
1	48 M.SHAW	33.387	48 M.SHAW	47.879	48 M.SHAW	32.033	1	48 M.SHAW	1:53.299	1:53.299 (1)
2	38 J.FOLCH-RUSIÑOL	34.009	30 G.FIERRO-ELETA	48.043	38 J.FOLCH-RUSIÑOL	32.123	2	38 J.FOLCH-RUSIÑOL	1:54.543	1:54.543 (2)
3	30 G.FIERRO-ELETA	34.055	34 J.SPIERS	48.299	34 J.SPIERS	32.622	3	30 G.FIERRO-ELETA	1:55.125	1:56.468 (6)
4	42 M.SMITH-HILLIARD	34.289	38 J.FOLCH-RUSIÑOL	48.411	32 M.FRANCHITTI	32.676	4	32 M.FRANCHITTI	1:55.720	1:56.203 (4)
5	32 M.FRANCHITTI	34.462	32 M.FRANCHITTI	48.582	42 M.SMITH-HILLIARD	32.833	5	42 M.SMITH-HILLIARD	1:55.783	1:56.241 (5)
6	34 J.SPIERS	34.908	42 M.SMITH-HILLIARD	48.661	30 G.FIERRO-ELETA	33.027	6	34 J.SPIERS	1:55.829	1:55.968 (3)
7	6 W.NUTHALL	35.127	6 W.NUTHALL	49.298	6 W.NUTHALL	33.141	7	6 W.NUTHALL	1:57.566	1:57.735 (7)
8	56 B.BAKER	35.396	56 B.BAKER	50.254	56 B.BAKER	34.109	8	56 B.BAKER	1:59.759	2:00.265 (8)
9	4 P.GRANT	36.403	20 A.BIRKENSTOCK	51.587	20 A.BIRKENSTOCK	34.941	9	20 A.BIRKENSTOCK	2:04.113	2:05.211 (10)
10	26 T.SCHLERETH	37.201	26 T.SCHLERETH	52.533	26 T.SCHLERETH	34.957	10	4 P.GRANT	2:04.498	2:04.737 (9)
11	20 A.BIRKENSTOCK	37.585	4 P.GRANT	52.697	4 P.GRANT	35.398	11	26 T.SCHLERETH	2:04.691	2:06.518 (11)
12	2 N.BATCHELOR	37.610	2 N.BATCHELOR	53.954	2 N.BATCHELOR	36.644	12	2 N.BATCHELOR	2:08.208	2:08.586 (12)
13	50 P.BLAKENEY-EDWARDS	38.705	50 P.BLAKENEY-EDWARDS	54.199	50 P.BLAKENEY-EDWARDS	37.327	13	50 P.BLAKENEY-EDWARDS	2:10.231	2:10.231 (13)
14	18 J.BALLY	42.729	40 A.RUSSELL	1:00.178	40 A.RUSSELL	37.519	14	18 J.BALLY	2:23.906	2:25.910 (14)
15	36 K.ENGELHORN	42.758	18 J.BALLY	1:00.434	18 J.BALLY	40.743	15	36 K.ENGELHORN	2:25.605	2:26.659 (15)
16	16 E.LEROY	46.822	14 F.MACRI	1:00.972	36 K.ENGELHORN	41.827	16	46 D.LEONE	2:31.314	2:33.127 (16)
17	46 D.LEONE	47.420	36 K.ENGELHORN	1:01.020	46 D.LEONE	42.117	17	16 E.LEROY	2:33.421	2:34.622 (17)
18	14 F.MACRI	49.139	46 D.LEONE	1:01.777	16 E.LEROY	43.723	18	14 F.MACRI	2:34.150	



15^e GRAND PRIX DE MONACO HISTORIQUE | 24-26 AVRIL 2026



RACE A2 JUAN MANUEL FANGIO – Front-engine Grand Prix cars built before 1961

Qualifying Practice Sector Analysis

Amended

Lap under Red Flag

— Invalidated Lap

■ Personal Best

■ Session Best

B Crossing the pit lane

Tour Lap	Temps Time	Secteur 1 Sector 1	Secteur 2 Sector 2	Secteur 3 Sector 3	Vitesse Speed	Heure Elapsed
2		Nigel BATCHELOR				
		BATCHELOR, Nigel COOPER-BRISTOL T20 (MK1) 1952				
1	3:04.466	1:24.656	59.777	40.033	65.1	3:04.466
2	2:15.089	41.439	55.920	37.730	88.9	5:19.555
3	2:30.268	41.616	58.046	50.606	79.9	7:49.823
4	2:56.536	1:11.020	1:07.338	38.178	68.0	10:46.359
5	2:14.330	39.702	57.088	37.540	89.4	13:00.689
6	2:13.168	39.624	55.631	37.913	90.2	15:13.857
7	2:10.499	38.471	55.234	36.794	92.1	17:24.356
8	2:10.526	38.527	55.142	36.857	92.0	19:34.882
9	2:08.586	37.940	54.002	36.644	93.4	21:43.468
10	2:14.203	37.946	55.815	40.442	89.5	23:57.671
11	2:10.408	37.610	53.954	38.844	92.1	26:08.079
4		Paul GRANT				
		GRANT, Paul COOPER-BRISTOL T23 (MK2) 1953				
1	2:33.799	57.679	58.707	37.413	78.1	2:33.799
2	2:08.171	37.717	54.321	36.133	93.7	4:41.970
3	2:12.236	39.385	54.921	37.930	90.8	6:54.206
4	3:01.278	49.297	1:22.063	49.918	66.3	9:55.484
5	2:08.216	38.498	53.384	36.334	93.7	12:03.700
6	2:05.625	37.257	52.855	35.513	95.6	14:09.325
7	2:07.159	36.997	54.015	36.147	94.5	16:16.484
8	2:07.663	37.059	54.696	35.908	94.1	18:24.147
9	2:05.988	37.431	53.124	35.433	95.4	20:30.135
10	2:04.737	36.403	52.697	35.637	96.3	22:34.872
11	2:05.342	36.894	53.050	35.398	95.8	24:40.214
12	2:05.771	36.570	53.773	35.428	95.5	26:45.985
6		William NUTHALL				
		NUTHALL, Ian COOPER-BRISTOL T23 (MK2) 1953				
1	2:32.722	1:02.580	54.255	35.887	78.7	2:32.722

Tour Lap	Temps Time	Secteur 1 Sector 1	Secteur 2 Sector 2	Secteur 3 Sector 3	Vitesse Speed	Heure Elapsed
2	1:59.021	35.798	49.583	33.640	100.9	4:31.743
3	2:15.519	38.573	54.529	42.417	88.6	6:47.262
4	3:01.617	45.428	1:25.741	50.448	66.1	9:48.879
5	1:59.318	35.535	49.793	33.990	100.7	11:48.197
6	1:59.171	35.127	50.148	33.896	100.8	13:47.368
7	2:12.179	35.353	55.305	41.521	90.9	15:59.547
8	1:59.228	36.057	49.679	33.492	100.8	17:58.775
9	1:57.911	35.229	49.298	33.384	101.9	19:56.686
10	2:10.995	38.023	52.567	40.405	91.7	22:07.681
11	1:57.735	35.250	49.344	33.141	102.0	24:05.416
12	2:17.591	38.596	56.981	42.014	87.3	26:23.007
14		Francesco MACRI				
		MACRI, Francesco LANCIA MARINO F1 1954				
1	3:36.549	1:45.019	1:07.491	44.039	55.5	3:36.549
16		Eric LEROY				
		LEROY, Eric GORDINI T11/15 1946				
1	3:42.172	1:46.213	1:09.611	46.348	54.1	3:42.172
2	2:44.177	51.434	1:05.880	46.863	73.2	6:26.349
3	2:58.315	50.383	1:13.532	54.400	67.4	9:24.664
4	2:41.089	50.511	1:06.174	44.404	74.6	12:05.753
5	2:35.995	48.429	1:03.843	43.723	77.0	14:41.748
6	2:34.622	46.822	1:03.234	44.566	77.7	17:16.370
7	2:37.524	47.609	1:06.010	43.905	76.3	19:53.894
8	2:38.075	49.115	1:05.134	43.826	76.0	22:31.969
9	2:34.790	47.140	1:02.876	44.774	77.6	25:06.759
18		Jean Jacques BALLY				
		BALLY, Jean Jacques GORDINI T11/15 1947				
1	3:21.523	1:32.303	1:05.912	43.308	59.6	3:21.523
2	2:28.833	44.467	1:03.623	40.743	80.7	5:50.356
3	2:37.826	43.230	1:03.018	51.578	76.1	8:28.182





RACE A2 JUAN MANUEL FANGIO – Front-engine Grand Prix cars built before 1961



Qualifying Practice Sector Analysis

Amended



Lap under Red Flag — Invalidated Lap ■ Personal Best ■ Session Best ■ B Crossing the pit lane



Tour Lap	Temps Time	Secteur 1 Sector 1	Secteur 2 Sector 2	Secteur 3 Sector 3	Vitesse Speed	Heure Elapsed
4	2:41.192	56.902	1:03.336	40.954	74.5	11:09.374
5	2:25.910	43.585	1:00.434	41.891	82.3	13:35.284
6	2:29.058	43.834	1:03.835	41.389	80.6	16:04.342
7	<u>2:26.521</u>	42.729	1:02.049	41.743	82.0	18:30.863
8	2:26.768	43.392	1:02.372	41.004	81.9	20:57.631
9	2:29.812	43.935	1:03.911	41.966	80.2	23:27.443
10	2:35.523	45.095	1:07.293	43.135	77.2	26:02.966

20  Alex BIRKENSTOCK						
 METHUSALEM RACING FERRARI 246 (DINO) 1960						
1	2:56.971	1:16.534	1:00.686	39.751	67.9	2:56.971
2	2:18.025	42.404	57.367	38.254	87.0	5:14.996
3	2:32.487	45.039	55.937	51.511	78.8	7:47.483
4	2:52.220	1:10.774	1:04.100	37.346	69.8	10:39.703
5	2:11.299	39.755	55.153	36.391	91.5	12:51.002
6	2:09.346	39.625	53.679	36.042	92.9	15:00.348
7	2:09.004	39.053	53.957	35.994	93.1	17:09.352
8	2:07.531	38.348	53.125	36.058	94.2	19:16.883
9	2:06.623	37.720	53.547	35.356	94.9	21:23.506
10	2:07.038	38.981	53.116	34.941	94.6	23:30.544
11	2:05.211	37.585	51.587	36.039	95.9	25:35.755

26  Tom SCHLERETH						
 SCHLERETH, Tom FERGUSON P99 1960						
1	3:20.122	1:33.070	1:02.826	44.226	60.0	3:20.122
2	<u>2:20.497</u>	44.997	58.017	37.483	85.5	5:40.619
3	<u>2:40.078</u>	42.296	57.682	1:00.100	75.0	8:20.697
4	2:38.715	1:02.386	58.625	37.704	75.7	10:59.412
5	2:08.792	39.485	52.847	36.460	93.3	13:08.204
6	2:13.860	44.911	53.416	35.533	89.7	15:22.064
7	2:07.976	38.131	52.966	36.879	93.9	17:30.040
8	2:06.518	37.593	53.968	34.957	95.0	19:36.558
9	<u>2:08.974</u>	38.374	55.222	35.378	93.1	21:45.532

10	2:08.891	37.892	52.533	38.466	93.2	23:54.423
11	2:12.919	37.201	55.502	40.216	90.4	26:07.342

30  Guillermo FIERRO-ELETA						
 FIERRO-ELETA, Guillermo MASERATI 250F 1954						
1	2:45.131	1:13.247	55.008	36.876	72.7	2:45.131
2	2:07.222	36.594	54.949	35.679	94.4	4:52.353
3	2:12.632	37.462	49.428	45.742	90.6	7:04.985
4	2:57.318	47.720	1:27.022	42.576	67.7	10:02.303
5	2:00.960	35.364	50.472	35.124	99.3	12:03.263
6	1:58.609	35.680	49.239	33.690	101.3	14:01.872
7	1:58.471	34.783	49.236	34.452	101.4	16:00.343
8	1:56.468	34.690	48.751	33.027	103.1	17:56.811
9	1:57.710	34.353	48.785	34.572	102.1	19:54.521
10	2:01.501	35.275	50.339	35.887	98.9	21:56.022
11	1:56.832	34.055	48.128	34.649	102.8	23:52.854
12	1:56.783	34.465	48.043	34.275	102.9	25:49.637

32  Marino FRANCHITTI						
 TEN TENTHS LTD MASERATI 250F 1957						
1	2:47.449	1:14.654	54.845	37.950	71.7	2:47.449
2	2:00.860	34.919	52.464	33.477	99.4	4:48.309
3	2:05.975	37.309	51.042	37.624	95.4	6:54.284
4	2:57.435	48.056	1:21.950	47.429	67.7	9:51.719
5	2:00.849	35.467	50.676	34.706	99.4	11:52.568
6	1:57.132	34.462	49.106	33.564	102.6	13:49.700
7	1:56.580	34.612	49.292	32.676	103.0	15:46.280
8	1:56.203	34.548	48.582	33.073	103.4	17:42.483
9	2:04.636	36.055	51.930	36.651	96.4	19:47.119
10	2:04.617	37.064	51.471	36.082	96.4	21:51.736
11	1:58.385	34.542	49.621	34.222	101.5	23:50.121
12	1:58.830	34.739	49.043	35.048	101.1	25:48.951















RACE A2 JUAN MANUEL FANGIO – Front-engine Grand Prix cars built before 1961

Qualifying Practice Sector Analysis

Amended

Lap under Red Flag — Invalidated Lap ■ Personal Best ■ Session Best B Crossing the pit lane

Tour Lap	Temps Time	Secteur 1 Sector 1	Secteur 2 Sector 2	Secteur 3 Sector 3	Vitesse Speed	Heure Elapsed	Tour Lap	Temps Time	Secteur 1 Sector 1	Secteur 2 Sector 2	Secteur 3 Sector 3	Vitesse Speed	Heure Elapsed	
34	 John SPIERS	MASERATI 250F 1955						3	2:02.671	36.586	49.777	36.308	97.9	6:25.793
	 SPIERS, John							4	2:37.505	37.841	1:02.007	57.657	76.3	9:03.298
1	2:37.857	1:03.653	54.999	39.205	76.1	2:37.857	5	2:10.244	45.495	49.852	34.897	92.2	11:13.542	
2	1:59.432	35.392	50.806	33.234	100.6	4:37.289	6	1:57.773	35.762	49.311	32.700	102.0	13:11.315	
3	1:59.287	35.440	50.234	33.613	100.7	6:36.576	7	2:00.678	38.600	48.672	33.406	99.5	15:11.993	
4	2:40.556	37.507	1:13.264	49.785	74.8	9:17.132	8	1:58.451	34.968	49.095	34.388	101.4	17:10.444	
5	2:08.910	43.971	50.854	34.085	93.2	11:26.042	9	2:01.796	37.695	51.355	32.746	98.6	19:12.240	
6	2:05.578	38.253	51.149	36.176	95.7	13:31.620	10	1:56.777	34.496	49.473	32.808	102.9	21:09.017	
7	1:57.808	35.560	48.989	33.259	102.0	15:29.428	11	2:00.281	34.625	52.316	33.340	99.9	23:09.298	
8	1:59.553	34.908	49.380	35.265	100.5	17:28.981	12	1:54.543	34.009	48.411	32.123	104.9	25:03.841	
9	2:02.441	35.240	52.316	34.885	98.1	19:31.422								
10	1:55.968	35.047	48.299	32.622	103.6	21:27.390								
11	2:03.807	36.072	52.715	35.020	97.0	23:31.197								
12	2:12.642	37.632	55.424	39.586	90.6	25:43.839								
40	 Adrian RUSSELL	LOTUS 16 1959						1	2:55.161	1:17.464	1:00.178	37.519	68.6	2:55.161
	 SERGISON, Ewen													
42	 Max SMITH-HILLIARD	LOTUS 16 1959						1	2:47.749	1:13.978	55.098	38.673	71.6	2:47.749
	 SMITH-HILLIARD, Max							2	2:05.615	36.267	53.571	35.777	95.6	4:53.364
1	2:47.749	1:13.978	55.098	38.673	71.6	2:47.749	3	2:14.334	37.402	53.545	43.387	89.4	7:07.698	
2	2:05.615	36.267	53.571	35.777	95.6	4:53.364	4	2:59.585	56.506	1:24.172	38.907	66.9	10:07.283	
3	2:14.334	37.402	53.545	43.387	89.4	7:07.698	5	1:59.047	34.631	49.784	34.632	100.9	12:06.330	
4	2:59.585	56.506	1:24.172	38.907	66.9	10:07.283	6	2:03.061	38.464	51.078	33.519	97.6	14:09.391	
5	1:59.047	34.631	49.784	34.632	100.9	12:06.330	7	1:57.579	34.368	49.494	33.717	102.2	16:06.970	
6	2:03.061	38.464	51.078	33.519	97.6	14:09.391	8	2:11.180	35.590	55.702	39.888	91.6	18:18.150	
7	1:57.579	34.368	49.494	33.717	102.2	16:06.970	9	1:57.054	34.546	49.675	32.833	102.6	20:15.204	
8	2:11.180	35.590	55.702	39.888	91.6	18:18.150	10	1:56.241	34.456	48.845	32.940	103.3	22:11.445	
9	1:57.054	34.546	49.675	32.833	102.6	20:15.204	11	2:04.327	34.289	48.661	41.377	96.6	24:15.772	
10	1:56.241	34.456	48.845	32.940	103.3	22:11.445	12	2:14.635	34.472	56.966	43.197	89.2	26:30.407	
11	2:04.327	34.289	48.661	41.377	96.6	24:15.772								
12	2:14.635	34.472	56.966	43.197	89.2	26:30.407								
46	 Davide LEONE	CISITALIA D46 1946						1	3:32.414	1:43.011	1:05.103	44.300	56.6	3:32.414
	 LEONE, Davide													
36	 Kurt ENGELHORN	MASERATI 250F 1955												
	 ENGELHORN, Kurt													
1	3:19.199	1:28.050	1:07.153	43.996	60.3	3:19.199								
2	2:35.170	45.331	1:06.441	43.398	77.4	5:54.369								
3	2:41.067	45.672	1:07.097	48.298	74.6	8:35.436								
4	2:43.598	51.193	1:07.510	44.895	73.4	11:19.034								
5	2:33.689	45.728	1:03.576	44.385	78.2	13:52.723								
6	2:31.618	43.958	1:03.149	44.511	79.2	16:24.341								
7	2:26.659	43.812	1:01.020	41.827	81.9	18:51.000								
8	2:28.773	43.391	1:01.968	43.414	80.7	21:19.773								
9	2:28.431	44.263	1:02.016	42.152	80.9	23:48.204								
10	2:27.648	42.758	1:01.796	43.094	81.4	26:15.852								
38	 Joaquin FOLCH-RUSIÑOL	LOTUS 16 1958						1	2:22.676	54.007	53.494	35.175	84.2	2:22.676
	 FOLCH-RUSIÑOL, Joaquin							2	2:00.446	36.521	50.201	33.724	99.7	4:23.122
1	2:22.676	54.007	53.494	35.175	84.2	2:22.676								
2	2:00.446	36.521	50.201	33.724	99.7	4:23.122								



15^e GRAND PRIX DE MONACO HISTORIQUE | 24-26 AVRIL 2026



RACE A2 JUAN MANUEL FANGIO – Front-engine Grand Prix cars built before 1961

Qualifying Practice Sector Analysis

Amended

Lap under Red Flag — Invalidated Lap ■ Personal Best ■ Session Best B Crossing the pit lane

Tour Lap	Temps Time	Secteur 1 Sector 1	Secteur 2 Sector 2	Secteur 3 Sector 3	Vitesse Speed	Heure Elapsed
2	2:46.919	52.202	1:06.763	47.954	72.0	6:19.333
3	3:03.233	52.575	1:14.077	56.581	65.6	9:22.566
4	2:37.927	49.116	1:03.586	45.225	76.1	12:00.493
5	2:35.807	50.568	1:02.223	43.016	77.1	14:36.300
6	2:33.127	48.119	1:02.327	42.681	78.5	17:09.427
7	2:35.839	47.675	1:05.909	42.255	77.1	19:45.266
8	2:33.567	47.420	1:02.749	43.398	78.2	22:18.833
9	2:33.411	49.517	1:01.777	42.117	78.3	24:52.244

48		Mark SHAW		SCARAB F1 1960			
Tour Lap	Temps Time	Secteur 1 Sector 1	Secteur 2 Sector 2	Secteur 3 Sector 3	Vitesse Speed	Heure Elapsed	
1	2:21.623	50.900	55.160	35.563	84.8	2:21.623	
2	2:00.010	35.938	51.105	32.967	100.1	4:21.633	
3	2:03.221	36.393	50.910	35.918	97.5	6:24.854	
4	2:37.635	37.244	1:02.772	57.619	76.2	9:02.489	
5	2:09.919	44.128	50.837	34.954	92.5	11:12.408	
6	1:56.398	34.693	48.788	32.917	103.2	13:08.806	
7	2:09.299	43.741	50.806	34.752	92.9	15:18.105	
8	1:58.082	35.002	49.363	33.717	101.7	17:16.187	
9	1:59.514	34.452	49.866	35.196	100.5	19:15.701	
10	1:54.003	33.651	48.166	32.186	105.4	21:09.704	
11	1:58.894	35.804	50.141	32.949	101.0	23:08.598	
12	1:53.299	33.387	47.879	32.033	106.0	25:01.897	

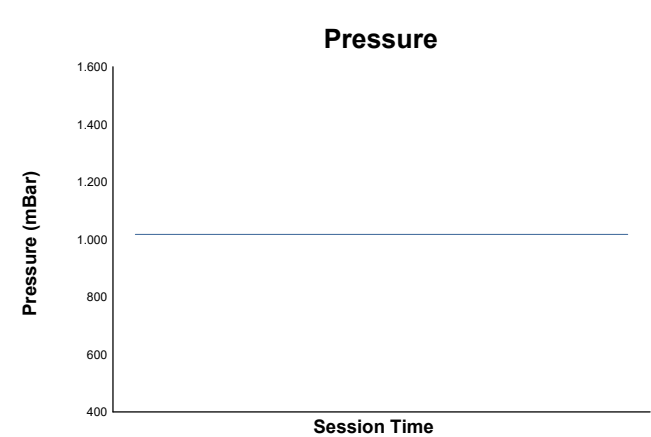

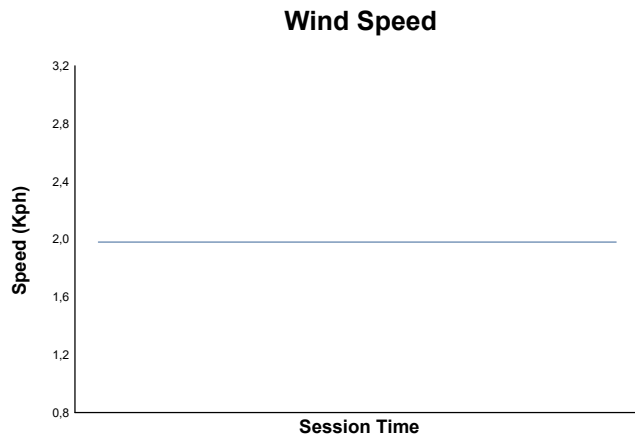
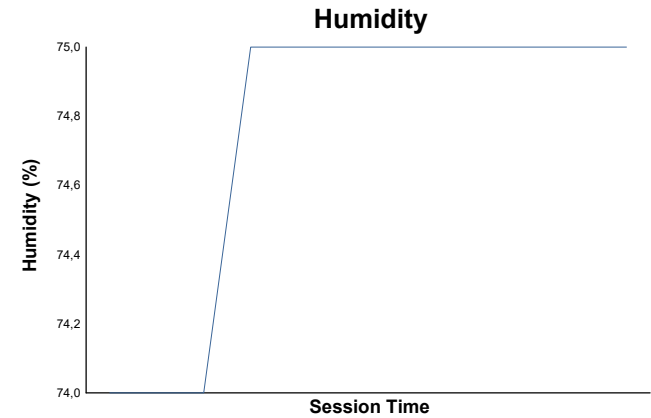
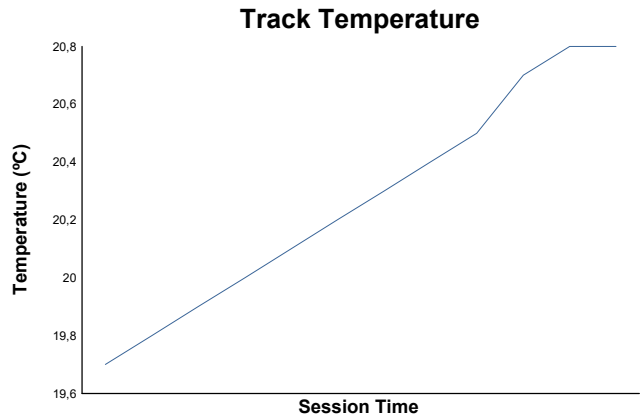
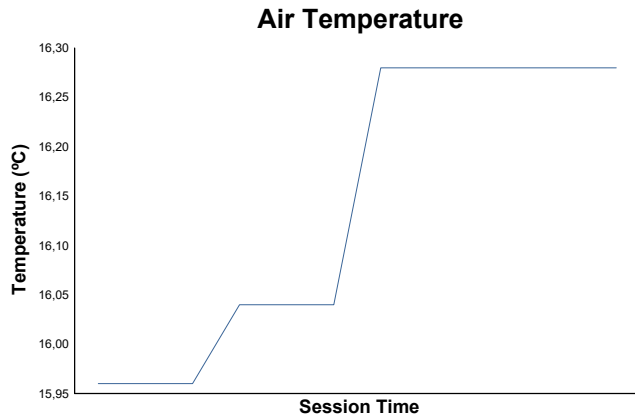
50		Patrick BLAKENEY-EDWARDS		MASERATI 4CLT/48 1949			
Tour Lap	Temps Time	Secteur 1 Sector 1	Secteur 2 Sector 2	Secteur 3 Sector 3	Vitesse Speed	Heure Elapsed	
1	3:01.962	1:21.724	59.732	40.506	66.0	3:01.962	
2	2:15.416	41.047	56.435	37.934	88.7	5:17.378	
3	5:24.014 B	43.172	57.538	3:43.304	37.1	10:41.392	
4	2:27.313	47.326	58.780	41.207	81.5	13:08.705	
5	2:25.278	45.507	1:00.086	39.685	82.7	15:33.983	
6	2:11.122	39.070	54.716	37.336	91.6	17:45.105	
7	2:10.231	38.705	54.199	37.327	92.2	19:55.336	

56		Brad BAKER		MASERATI 250F 1954			
Tour Lap	Temps Time	Secteur 1 Sector 1	Secteur 2 Sector 2	Secteur 3 Sector 3	Vitesse Speed	Heure Elapsed	
1	2:57.325	1:23.096	57.651	36.578	67.7	2:57.325	
2	2:18.054	42.571	57.274	38.209	87.0	5:15.379	
3	2:15.915	43.456	52.843	39.616	88.4	7:31.294	
4	2:36.807	52.525	1:05.661	38.621	76.6	10:08.101	
5	2:02.458	35.833	51.259	35.366	98.1	12:10.559	
6	2:01.659	36.824	50.639	34.196	98.7	14:12.218	
7	2:04.390	35.396	53.312	35.682	96.6	16:16.608	
8	2:02.806	35.899	52.798	34.109	97.8	18:19.414	
9	2:00.265	35.456	50.365	34.444	99.9	20:19.679	
10	2:03.125	35.935	51.283	35.907	97.6	22:22.804	
11	2:02.918	36.461	51.716	34.741	97.7	24:25.722	
12	2:02.135	35.647	50.254	36.234	98.4	26:27.857	



RACE A2 JUAN MANUEL FANGIO – Front-engine Grand Prix cars built before 1961

Qualifying Practice Weather Report



Track Status: **DRY**