



15^e GRAND PRIX DE MONACO HISTORIQUE | 24-26 AVRIL 2026



RACE A2 JUAN MANUEL FANGIO – Front-engine Grand Prix cars built before 1961

Race Final Classification

Num Pilote No Driver	Nat Pil Dr Nat	Concurrent Competitor	Nat Con Com Nat	Marque Modèle - Année Type Model - Year	Classe Class	Tours	Temps Total Time	Ecart Gap	Vitesse Tour e	M.Tour-Best Lap	
										Temps Time	Vitesse Speed
1 48 SHAW, Mark		SHAW, Mark		SCARAB F1 1960	3	10	19:26.755	-	103.0	10	1:55.162 104.3
2 42 SMITH-HILLIARD, Max		SMITH-HILLIARD, Max		LOTUS 16 1959	3	10	19:33.396	+6.641	102.4	8	1:54.004 105.4
3 34 SPIERS, John		SPIERS, John		MASERATI 250F 1955	3	10	19:35.510	+8.755	102.2	6	1:55.042 104.4
4 30 FIERRO-ELETA, Guillermo		FIERRO-ELETA, Guillermo		MASERATI 250F 1954	3	10	19:42.263	+15.508	101.6	7	1:55.097 104.4
5 38 FOLCH-RUSIÑOL, Joaquin		FOLCH-RUSIÑOL, Joaquin		LOTUS 16 1958	3	10	19:43.056	+16.301	101.5	6	1:55.386 104.1
6 32 FRANCHITTI, Marino		TEN TENTHS LTD		MASERATI 250F 1957	3	10	19:47.186	+20.431	101.2	7	1:56.330 103.3
7 6 NUTHALL, William		NUTHALL, Ian		COOPER-BRISTOL T23 (MK2) 1953	2	10	19:53.451	+26.696	100.7	7	1:56.930 102.7
8 56 BAKER, Brad		BAKER, Brad		MASERATI 250F 1954	3	10	20:18.941	+52.186	98.6	2	1:59.453 100.6
9 26 SCHLERETH, Tom		SCHLERETH, Tom		FERGUSON P99 1960	4	10	20:40.446	+1:13.691	96.8	10	2:01.775 98.7
10 20 BIRKENSTOCK, Alex		METHUSALEM RACING		FERRARI 246 (DINO) 1960	3	10	21:20.514	+1:53.759	93.8	7	2:03.176 97.5
11 2 BATCHELOR, Nigel		BATCHELOR, Nigel		COOPER-BRISTOL T20 (MK1) 1952	2	10	21:26.744	+1:59.989	93.4	9	2:04.793 96.3
12 4 GRANT, Paul		GRANT, Paul		COOPER-BRISTOL T23 (MK2) 1953	2	10	21:32.254	+2:05.499	93.0	9	2:07.466 94.2
13 50 BLAKENEY-EDWARDS, Patrick		BLAKENEY-EDWARDS, Patrick		MASERATI 4CLT/48 1949	1	9	20:09.525	1 Tour	89.4	9	2:08.643 93.4
14 18 BALLY, Jean Jacques		BALLY, Jean Jacques		GORDINI T11/15 1947	2	8	19:48.106	2 Tours	80.9	5	2:24.691 83.0
15 36 ENGELHORN, Kurt		ENGELHORN, Kurt		MASERATI 250F 1955	3	8	19:57.046	2 Tours	80.3	6	2:24.050 83.4
16 46 LEONE, Davide		LEONE, Davide		CISITALIA D46 1946	2	8	20:32.799	2 Tours	78.0	5	2:28.929 80.7
17 16 LEROY, Eric		LEROY, Eric		GORDINI T11/15 1946	2	8	21:13.671	2 Tours	75.5	8	2:34.054 78.0
Not Started											
14 MACRI, Francesco		MACRI, Francesco		LANCIA MARINO F1 1954	3						

Published at: 10:15

Track Status: **DRY**

Stewards: H.ORSINI - Chairman of the Stewards	 S.BENSA - Steward	 F.LURA - Steward	Timekeeper: Alberto ESTÉBANEZ
---	-----------------------	----------------------	---



RACE A2 JUAN MANUEL FANGIO – Front-engine Grand Prix cars built before 1961

Race Lap Chart

Num No	Pos	Grid	Tours - Laps									
			1	2	3	4	5	6	7	8	9	10
48	1	48	48	48	48	48	48	48	48	48	48	48
38	2	38	38	38	38	34	34	34	34	42	42	42
34	3	34	34	34	34	38	42	42	42	34	34	34
32	4	32	42	32	32	42	38	38	38	38	30	30
42	5	42	32	42	42	32	30	30	30	30	38	38
30	6	30	30	30	30	30	32	32	32	32	32	32
6	7	6	6	6	6	6	6	6	6	6	6	6
56	8	56	56	56	56	56	56	56	56	56	56	56
4	9	4	26	26	26	26	26	26	26	26	26	26
20	10	20	4	4	4	4	4	4	20	20	20	20
26	11	26	2	2	2	2	2	2	4	2	2	2
2	12	2	50	50	50	20	20	20	2	4	4	4
50	13	50	20	20	20	50	50	50	50	50	50	
18	14	18	18	18	18	18	18	18	18	18		
36	15	36	36	36	36	36	36	36	36	36		
46	16	46	46	46	46	46	46	46	46	46		
16	17	16	16	16	16	16	16	16	16	16		
14	18	14										



RACE A2 JUAN MANUEL FANGIO – Front-engine Grand Prix cars built before 1961

Race Best Sector Times

Pos	Secteur 1 Sector 1		Secteur 2 Sector 2		Secteur 3 Sector 3		Pos	Num Pilote No Driver	Tour Idéal-Ideal Lap	M.Tour-Best Lap
	Num Pilote No Driver	Temps Time	Num Pilote No Driver	Temps Time	Num Pilote No Driver	Temps Time				
1	42 M.SMITH-HILLIARD	33.480	42 M.SMITH-HILLIARD	47.822	38 J.FOLCH-RUSIÑOL	32.080	1	42 M.SMITH-HILLIARD	1:53.556	1:54.004 (1)
2	34 J.SPIERS	33.556	34 J.SPIERS	48.278	48 M.SHAW	32.214	2	38 J.FOLCH-RUSIÑOL	1:54.390	1:55.386 (5)
3	38 J.FOLCH-RUSIÑOL	33.854	38 J.FOLCH-RUSIÑOL	48.456	42 M.SMITH-HILLIARD	32.254	3	34 J.SPIERS	1:54.399	1:55.042 (2)
4	48 M.SHAW	33.881	30 G.FIERRO-ELETA	48.475	34 J.SPIERS	32.565	4	48 M.SHAW	1:54.773	1:55.162 (4)
5	30 G.FIERRO-ELETA	33.966	48 M.SHAW	48.678	30 G.FIERRO-ELETA	32.625	5	30 G.FIERRO-ELETA	1:55.066	1:55.097 (3)
6	32 M.FRANCHITTI	34.547	32 M.FRANCHITTI	49.036	32 M.FRANCHITTI	32.741	6	32 M.FRANCHITTI	1:56.324	1:56.330 (6)
7	6 W.NUTHALL	34.753	6 W.NUTHALL	49.142	6 W.NUTHALL	33.010	7	6 W.NUTHALL	1:56.905	1:56.930 (7)
8	56 B.BAKER	35.116	56 B.BAKER	49.873	26 T.SCHLERETH	34.176	8	56 B.BAKER	1:59.187	1:59.453 (8)
9	26 T.SCHLERETH	36.544	26 T.SCHLERETH	50.567	56 B.BAKER	34.198	9	26 T.SCHLERETH	2:01.287	2:01.775 (9)
10	2 N.BATCHELOR	36.645	20 A.BIRKENSTOCK	50.941	20 A.BIRKENSTOCK	34.518	10	20 A.BIRKENSTOCK	2:02.189	2:03.176 (10)
11	20 A.BIRKENSTOCK	36.730	2 N.BATCHELOR	52.206	4 P.GRANT	35.637	11	2 N.BATCHELOR	2:04.633	2:04.793 (11)
12	4 P.GRANT	37.270	4 P.GRANT	53.399	2 N.BATCHELOR	35.782	12	4 P.GRANT	2:06.306	2:07.466 (12)
13	50 P.BLAKENEY-EDWARDS	38.500	50 P.BLAKENEY-EDWARDS	53.905	50 P.BLAKENEY-EDWARDS	36.238	13	50 P.BLAKENEY-EDWARDS	2:08.643	2:08.643 (13)
14	36 K.ENGELHORN	41.838	36 K.ENGELHORN	59.676	18 J.BALLY	40.353	14	36 K.ENGELHORN	2:22.628	2:24.050 (14)
15	18 J.BALLY	42.357	18 J.BALLY	1:00.820	46 D.LEONE	40.625	15	18 J.BALLY	2:23.530	2:24.691 (15)
16	46 D.LEONE	45.603	46 D.LEONE	1:01.355	36 K.ENGELHORN	41.114	16	46 D.LEONE	2:27.583	2:28.929 (16)
17	16 E.LEROY	46.698	16 E.LEROY	1:03.592	16 E.LEROY	43.587	17	16 E.LEROY	2:33.877	2:34.054 (17)








15^e GRAND PRIX DE MONACO HISTORIQUE | 24-26 AVRIL 2026



RACE A2 JUAN MANUEL FANGIO – Front-engine Grand Prix cars built before 1961

Race Flag Analysis



Flag	Time
	GREEN FLAG 08:04:23.494
	YELLOW FLAG AT SECTOR 3 08:04:25.002
	GREEN FLAG AT SECTOR 3 08:04:46.877
	CHEQUERED FLAG 08:23:50.249
	YELLOW FLAG AT SECTOR 3 08:26:08.198







RACE A2 JUAN MANUEL FANGIO – Front-engine Grand Prix cars built before 1961

Race Sector Analysis



Lap under Red Flag — Invalidated Lap ■ Personal Best ■ Session Best **B** Crossing the pit lane



Tour Lap	Temps Time	Secteur 1 Sector 1	Secteur 2 Sector 2	Secteur 3 Sector 3	Vitesse Speed	Heure Elapsed
2	 Nigel BATCHELOR	COOPER-BRISTOL T20 (MK1) 1952				
	 BATCHELOR, Nigel					
1	2:20.142	47.282	55.438	37.422	85.7	2:20.142
2	2:09.757	38.489	54.660	36.608	92.6	4:29.899
3	2:08.383	38.061	53.801	36.521	93.6	6:38.282
4	2:08.059	37.889	53.818	36.352	93.8	8:46.341
5	2:07.936	38.177	53.276	36.483	93.9	10:54.277
6	2:07.396	38.332	52.946	36.118	94.3	13:01.673
7	2:06.955	36.645	54.528	35.782	94.6	15:08.628
8	2:07.802	37.764	53.578	36.460	94.0	17:16.430
9	2:04.793	36.756	52.206	35.831	96.3	19:21.223
10	2:05.521	37.126	52.592	35.803	95.7	21:26.744



4	 Paul GRANT	COOPER-BRISTOL T23 (MK2) 1953				
	 GRANT, Paul					
1	2:13.867	44.831	53.399	35.637	89.7	2:13.867
2	2:08.174	37.270	53.983	36.921	93.7	4:22.041
3	2:11.530	38.992	55.366	37.172	91.3	6:33.571
4	2:09.319	38.010	54.691	36.618	92.9	8:42.890
5	2:08.134	37.718	54.641	35.775	93.8	10:51.024
6	2:09.239	38.572	54.192	36.475	93.0	13:00.263
7	2:07.998	37.601	53.898	36.499	93.9	15:08.261
8	2:08.365	37.729	53.519	37.117	93.6	17:16.626
9	2:07.466	37.743	53.821	35.902	94.2	19:24.092
10	2:08.162	37.787	53.992	36.383	93.7	21:32.254

6	 William NUTHALL	COOPER-BRISTOL T23 (MK2) 1953				
	 NUTHALL, Ian					
1	2:07.391	42.357	51.107	33.927	94.3	2:07.391
2	1:59.450	34.950	50.320	34.180	100.6	4:06.841
3	1:58.006	34.753	49.584	33.669	101.8	6:04.847
4	1:57.973	34.893	49.499	33.581	101.8	8:02.820

5	1:59.089	35.259	49.856	33.974	100.9	10:01.909
6	1:57.148	34.772	49.205	33.171	102.5	11:59.057
7	1:56.930	34.778	49.142	33.010	102.7	13:55.987
8	1:58.368	35.079	49.375	33.914	101.5	15:54.355
9	1:58.091	35.234	49.395	33.462	101.7	17:52.446
10	<u>2:01.005</u>	35.214	49.857	35.934	99.3	19:53.451

16	 Eric LEROY	GORDINI T11/15 1946				
	 LEROY, Eric					
1	2:50.748	1:03.499	1:03.592	43.657	70.4	2:50.748
2	2:35.932	47.732	1:04.081	44.119	77.0	5:26.680
3	2:41.999	47.542	1:05.762	48.695	74.2	8:08.679
4	2:37.776	47.638	1:04.801	45.337	76.1	10:46.455
5	2:38.068	48.533	1:05.831	43.704	76.0	13:24.523
6	2:39.616	49.264	1:05.930	44.422	75.3	16:04.139
7	2:35.478	46.943	1:04.845	43.690	77.3	18:39.617
8	2:34.054	46.698	1:03.769	43.587	78.0	21:13.671

18	 Jean Jacques BALLY	GORDINI T11/15 1947				
	 BALLY, Jean Jacques					
1	2:37.523	52.679	1:02.611	42.233	76.3	2:37.523
2	2:25.614	43.200	1:00.820	41.594	82.5	5:03.137
3	2:31.691	43.578	1:06.754	41.359	79.2	7:34.828
4	2:27.505	43.519	1:01.484	42.502	81.4	10:02.333
5	2:24.691	42.493	1:01.845	40.353	83.0	12:27.024
6	2:25.605	42.357	1:01.394	41.854	82.5	14:52.629
7	<u>2:27.769</u>	43.449	1:02.289	42.031	81.3	17:20.398
8	2:27.708	43.485	1:02.229	41.994	81.3	19:48.106

20	 Alex BIRKENSTOCK	FERRARI 246 (DINO) 1960				
	 METHUSALEM RACING					
1	2:33.687	1:03.053	54.978	35.656	78.2	2:33.687
2	2:08.008	38.222	54.100	35.686	93.8	4:41.695



15^e GRAND PRIX DE MONACO HISTORIQUE | 24-26 AVRIL 2026



RACE A2 JUAN MANUEL FANGIO – Front-engine Grand Prix cars built before 1961

Race Sector Analysis

Lap under Red Flag

— Invalidated Lap

■ Personal Best

■ Session Best

B Crossing the pit lane

Tour Lap	Temps Time	Secteur 1 Sector 1	Secteur 2 Sector 2	Secteur 3 Sector 3	Vitesse Speed	Heure Elapsed
3	2:07.459	38.851	53.036	35.572	94.3	6:49.154
4	2:05.991	37.701	52.682	35.608	95.3	8:55.145
5	2:05.605	37.433	52.655	35.517	95.6	11:00.750
6	2:03.940	37.848	51.574	34.518	96.9	13:04.690
7	2:03.176	36.730	50.941	35.505	97.5	15:07.866
8	2:04.152	36.898	52.327	34.927	96.8	17:12.018
9	2:04.414	37.112	52.041	35.261	96.6	19:16.432
10	2:04.082	36.854	52.127	35.101	96.8	21:20.514

26 Tom SCHLERETH						
SCHLERETH, Tom FERGUSON P99 1960						
1	2:10.468	44.148	51.110	35.210	92.1	2:10.468
2	2:03.122	36.585	51.869	34.668	97.6	4:13.590
3	2:04.843	37.781	51.937	35.125	96.2	6:18.433
4	2:03.055	36.707	51.651	34.697	97.6	8:21.488
5	2:02.681	36.544	51.302	34.835	97.9	10:24.169
6	2:05.269	36.706	53.523	35.040	95.9	12:29.438
7	2:04.415	37.335	52.494	34.586	96.6	14:33.853
8	2:02.607	36.547	51.493	34.567	98.0	16:36.460
9	2:02.211	37.132	50.705	34.374	98.3	18:38.671
10	2:01.775	37.032	50.567	34.176	98.7	20:40.446

30 Guillermo FIERRO-ELETA						
FIERRO-ELETA, Guillermo MASERATI 250F 1954						
1	2:06.461	42.103	50.962	33.396	95.0	2:06.461
2	1:59.602	35.452	49.910	34.240	100.4	4:06.063
3	1:56.732	34.609	49.184	32.939	102.9	6:02.795
4	1:58.186	34.280	49.645	34.261	101.6	8:00.981
5	1:57.973	35.216	48.964	33.793	101.8	9:58.954
6	1:56.961	35.063	48.634	33.264	102.7	11:55.915
7	1:55.097	33.966	48.506	32.625	104.4	13:51.012
8	1:55.917	34.442	48.475	33.000	103.6	15:46.929
9	1:58.236	35.098	50.000	33.138	101.6	17:45.165

10	1:57.098	34.350	48.976	33.772	102.6	19:42.263
----	----------	--------	--------	--------	-------	-----------

32 Marino FRANCHITTI						
TEN TENTHS LTD MASERATI 250F 1957						
1	2:06.064	41.410	51.016	33.638	95.3	2:06.064
2	1:56.931	34.809	49.375	32.747	102.7	4:02.995
3	1:57.405	34.899	49.542	32.964	102.3	6:00.400
4	2:00.180	34.891	51.022	34.267	100.0	8:00.580
5	2:00.504	35.993	50.790	33.721	99.7	10:01.084
6	1:57.106	34.797	49.263	33.046	102.6	11:58.190
7	1:56.330	34.553	49.036	32.741	103.3	13:54.520
8	1:56.456	34.547	49.091	32.818	103.2	15:50.976
9	1:58.205	35.104	50.070	33.031	101.6	17:49.181
10	1:58.005	34.702	49.772	33.531	101.8	19:47.186

34 John SPIERS						
SPIERS, John MASERATI 250F 1955						
1	2:02.884	40.468	49.169	33.247	97.8	2:02.884
2	1:56.413	34.860	48.480	33.073	103.2	3:59.297
3	1:58.674	34.708	50.385	33.581	101.2	5:57.971
4	1:58.398	34.791	49.563	34.044	101.5	7:56.369
5	2:00.719	35.446	51.134	34.139	99.5	9:57.088
6	1:55.042	34.146	48.331	32.565	104.4	11:52.130
7	1:55.138	34.035	48.278	32.825	104.3	13:47.268
8	1:55.518	33.556	48.895	33.067	104.0	15:42.786
9	1:55.325	33.736	48.821	32.768	104.2	17:38.111
10	1:57.399	34.941	49.509	32.949	102.3	19:35.510

36 Kurt ENGELHORN						
ENGELHORN, Kurt MASERATI 250F 1955						
1	2:42.383	55.425	1:04.222	42.736	74.0	2:42.383
2	2:31.777	45.358	1:03.283	43.136	79.2	5:14.160
3	2:31.562	44.847	1:03.658	43.057	79.3	7:45.722



15^e GRAND PRIX DE MONACO HISTORIQUE | 24-26 AVRIL 2026



RACE A2 JUAN MANUEL FANGIO – Front-engine Grand Prix cars built before 1961

Race Sector Analysis

Lap under Red Flag

— Invalidated Lap

■ Personal Best

■ Session Best

B Crossing the pit lane

Tour Lap	Temps Time	Secteur 1 Sector 1	Secteur 2 Sector 2	Secteur 3 Sector 3	Vitesse Speed	Heure Elapsed
4	2:30.633	44.060	1:03.889	42.684	79.8	10:16.355
5	2:26.448	42.864	1:01.698	41.886	82.0	12:42.803
6	2:24.050	42.869	1:00.067	41.114	83.4	15:06.853
7	2:24.713	43.400	59.676	41.637	83.0	17:31.566
8	2:25.480	41.838	1:01.727	41.915	82.6	19:57.046

38 Joaquin FOLCH-RUSIÑOL						
FOLCH-RUSIÑOL, Joaquin LOTUS 16 1958						
1	2:01.202	39.348	49.274	32.580	99.1	2:01.202
2	1:57.426	34.527	49.693	33.206	102.3	3:58.628
3	1:58.636	34.827	50.483	33.326	101.3	5:57.264
4	1:59.455	34.859	50.716	33.880	100.6	7:56.719
5	2:01.361	35.981	50.686	34.694	99.0	9:58.080
6	1:55.386	34.850	48.456	32.080	104.1	11:53.466
7	1:55.395	33.854	49.255	32.286	104.1	13:48.861
8	1:57.186	35.155	49.340	32.691	102.5	15:46.047
9	1:59.488	35.326	50.891	33.271	100.5	17:45.535
10	1:57.521	34.536	49.820	33.165	102.2	19:43.056

42 Max SMITH-HILLIARD						
SMITH-HILLIARD, Max LOTUS 16 1959						
1	2:05.542	41.226	50.423	33.893	95.7	2:05.542
2	2:00.036	35.349	50.458	34.229	100.1	4:05.578
3	1:56.489	34.480	49.039	32.970	103.1	6:02.067
4	1:56.995	33.934	49.844	33.217	102.7	7:59.062
5	1:58.105	34.226	50.447	33.432	101.7	9:57.167
6	1:55.186	34.471	48.313	32.402	104.3	11:52.353
7	1:55.378	34.167	48.656	32.555	104.1	13:47.731
8	1:54.004	33.822	47.822	32.360	105.4	15:41.735
9	1:55.329	33.480	49.231	32.618	104.2	17:37.064
10	1:56.332	35.051	49.027	32.254	103.3	19:33.396

46 Davide LEONE						
LEONE, Davide CISITALIA D46 1946						
1	2:45.917	1:00.720	1:02.633	42.564	72.4	2:45.917
2	2:34.136	50.499	1:01.804	41.833	77.9	5:20.053
3	2:29.315	46.889	1:01.355	41.071	80.5	7:49.368
4	2:37.068	47.606	1:08.010	41.452	76.5	10:26.436
5	2:28.929	46.276	1:01.979	40.674	80.7	12:55.365
6	2:33.263	49.047	1:03.591	40.625	78.4	15:28.628
7	2:33.328	45.603	1:07.025	40.700	78.3	18:01.956
8	2:30.843	46.982	1:03.086	40.775	79.6	20:32.799

48 Mark SHAW						
SHAW, Mark SCARAB F1 1960						
1	1:59.720	38.383	48.853	32.484	100.3	1:59.720
2	1:55.505	34.097	48.884	32.524	104.0	3:55.225
3	1:55.653	33.881	49.197	32.575	103.9	5:50.878
4	1:56.577	34.133	49.815	32.629	103.0	7:47.455
5	1:57.450	35.078	49.788	32.584	102.3	9:44.905
6	1:55.514	34.332	48.891	32.291	104.0	11:40.419
7	1:55.449	34.115	49.120	32.214	104.1	13:35.868
8	1:58.021	35.245	50.223	32.553	101.8	15:33.889
9	1:57.704	34.717	48.678	34.309	102.1	17:31.593
10	1:55.162	34.021	48.783	32.358	104.3	19:26.755

50 Patrick BLAKENEY-EDWARDS						
BLAKENEY-EDWARDS, Patrick MASERATI 4CLT/48 1949						
1	2:21.711	48.346	55.587	37.778	84.8	2:21.711
2	2:13.242	39.027	56.012	38.203	90.2	4:34.953
3	2:13.086	39.878	55.798	37.410	90.3	6:48.039
4	2:16.099	41.780	56.481	37.838	88.3	9:04.138
5	2:10.146	38.929	54.528	36.689	92.3	11:14.284
6	2:11.539	38.900	54.983	37.656	91.3	13:25.823



15^e GRAND PRIX DE MONACO HISTORIQUE | 24-26 AVRIL 2026



RACE A2 JUAN MANUEL FANGIO – Front-engine Grand Prix cars built before 1961

Race Sector Analysis

Lap under Red Flag

— Invalidated Lap

■ Personal Best

■ Session Best

B Crossing the pit lane

Tour Lap	Temps Time	Secteur 1 Sector 1	Secteur 2 Sector 2	Secteur 3 Sector 3	Vitesse Speed	Heure Elapsed	Tour Lap	Temps Time	Secteur 1 Sector 1	Secteur 2 Sector 2	Secteur 3 Sector 3	Vitesse Speed	Heure Elapsed
7	2:17.722	40.380	57.848	39.494	87.2	15:43.545							
8	2:17.337	41.401	58.725	37.211	87.5	18:00.882							
9	2:08.643	38.500	53.905	36.238	93.4	20:09.525							

56 Brad BAKER
 BAKER, Brad MASERATI 250F 1954

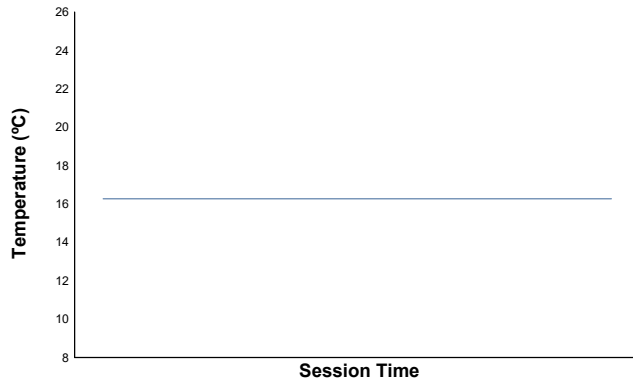
1	2:08.659	43.369	50.850	34.440	93.4	2:08.659
2	1:59.453	35.116	50.139	34.198	100.6	4:08.112
3	1:59.542	35.408	49.873	34.261	100.5	6:07.654
4	<u>1:59.795</u>	35.254	50.263	34.278	100.3	8:07.449
5	2:04.676	35.834	53.519	35.323	96.4	10:12.125
6	<u>2:02.055</u>	35.998	51.443	34.614	98.4	12:14.180
7	2:00.792	35.340	51.008	34.444	99.5	14:14.972
8	2:01.768	35.497	50.920	35.351	98.7	16:16.740
9	2:01.169	35.516	50.883	34.770	99.1	18:17.909
10	2:01.032	35.228	51.340	34.464	99.3	20:18.941



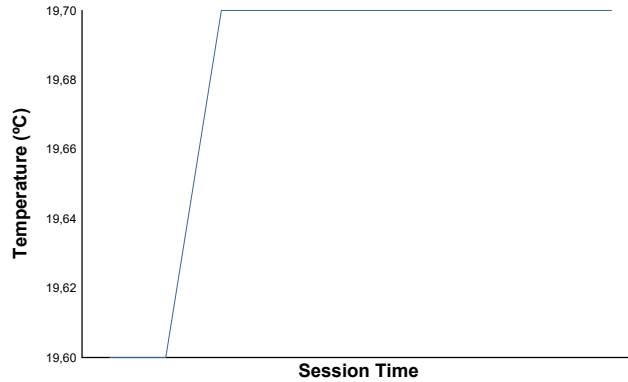
RACE A2 JUAN MANUEL FANGIO – Front-engine Grand Prix cars built before 1961

Race Weather Report

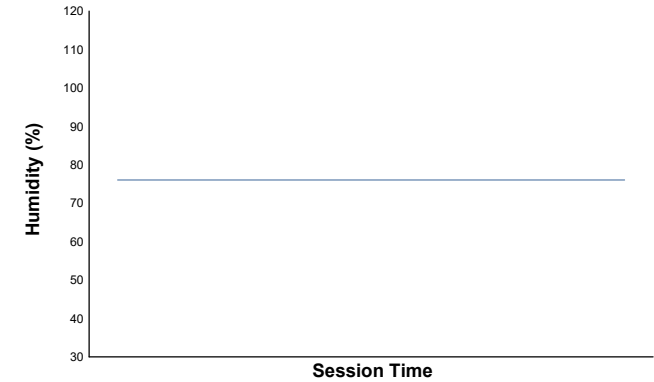
Air Temperature



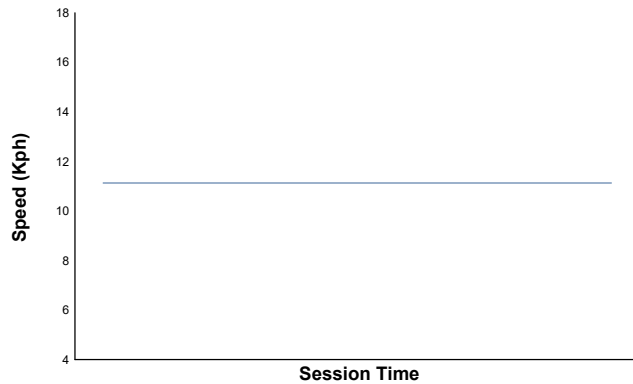
Track Temperature



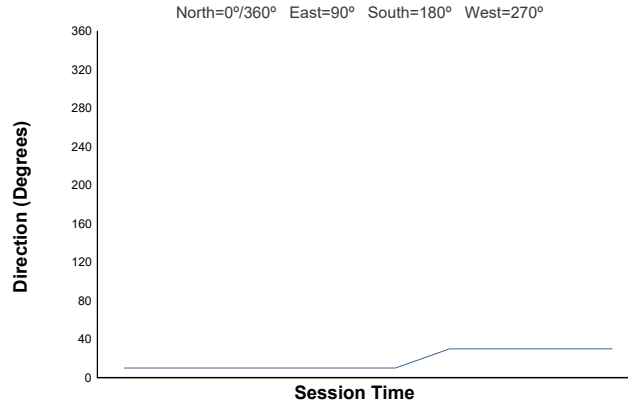
Humidity




Wind Speed



Wind Direction



Pressure



Track Status: **DRY**