



# 15<sup>e</sup> GRAND PRIX DE MONACO HISTORIQUE | 24-26 AVRIL 2026



## RACE B GRAHAM HILL – Rear-engine, 1500, F1 Grand Prix cars from 1961 to 1965 and F2 from 1956 to 1960

### Free Practice Final Classification

Num Pilote No Driver	Nat Pil Dr Nat	Concurrent Competitor	Nat Con Com Nat	Classe Class	Marque Modèle - Année Type Model - Year	Temps Time	Tour Lap	Tours Laps	Ecart Gap	Vitesse Speed
1 4		AURIANA, Lawrence		3	FERRARI 1512 1964	1:50.183	9	10	-	109.0
2 7		SHAW, Mark		2	LOTUS 21 (CLIMAX) 1961	1:52.237	12	15	+2.054	107.0
3 17		CLARK, John		2	COOPER T56 (CLIMAX) 1961	1:54.201	12	14	+4.018	105.2
4 3		BUHOFER, Philipp		3	BRM P261 1964	1:54.273	8	15	+4.090	105.1
5 36		GOETHE, Roald		2	LOTUS 21 (CLIMAX) 1961	1:54.668	6	12	+4.485	104.8
6 6		KUBOTA, Katsuaki		3	LOTUS 25 (CLIMAX) 1962	1:54.686	11	14	+4.503	104.7
7 22		MOWLE, Lee		3	LOTUS 24 (CLIMAX) 1962	1:56.039	11	15	+5.856	103.5
8 14		WILSON, Richard		3	COOPER T60 1961	1:56.860	8	13	+6.677	102.8
9 19		THOMAS, Paul		3	SCIROCCO BRM 1963	1:57.177	13	15	+6.994	102.5
10 15		CLASSIC TEAM LOTUS LTD		2	LOTUS 21 (CLIMAX) 1961	1:57.757	10	14	+7.574	102.0
11 8		TAYLOR, Nick		2	LOTUS 18 (CLIMAX) 1960	1:58.674	14	15	+8.491	101.2
12 9		JOEBSTL, Stephan		2	LOTUS 18 (CLIMAX) 1959	1:59.291	13	14	+9.108	100.7
13 20		SALISBURY, Teifion		2	LOTUS 18 (CLIMAX) 1961	1:59.693	12	14	+9.510	100.4
14 18		PUCCINELLI, Flavio		2	COOPER T53 (CLIMAX) 1960	2:00.680	9	14	+10.497	99.5
15 34		CASTELEIN, Maxime		2	LOTUS 18 (CLIMAX) 1960	2:01.584	3	4	+11.401	98.8
16 80		BONNY, Philippe		2	BRABHAM BT2 (FORD) 1963	2:02.666	11	13	+12.483	97.9
17 23		DE GRES, Tom		2	BRABHAM BT14 (FORD) 1965	2:02.818	9	14	+12.635	97.8
18 26		CLASSIC TEAM LOTUS LTD		2	LOTUS 18 (CLIMAX) 1960	2:02.957	3	14	+12.774	97.7
19 1		ROMANO, John		3	BRABHAM BT11 (CLIMAX) 1964	2:03.172	10	12	+12.989	97.5
20 69		MISTER JOHN OF B		3	LOLA MK4 (CLIMAX) 1962	2:05.089	2	3	+14.906	96.0
21 27		CURNOW, Ross		2	GILBY Type B 1961	2:07.427	3	6	+17.244	94.3
22 28		UNDERWOOD, Geoffrey		2	COOPER T56/59 1961	2:08.791	3	10	+18.608	93.3
23 2		BURATTI, Federico		3	LOTUS 24 (BRM) 1962	2:11.555	5	10	+21.372	91.3
24 21		STAES, Erik		2	LOTUS 18/21 (CLIMAX) 1961	2:14.336	6	13	+24.153	89.4
25 5		MCCABE, Charles		3	BRM P57 1962	2:19.930	10	12	+29.747	85.9



**RACE B GRAHAM HILL – Rear-engine, 1500, F1 Grand Prix cars from 1961 to 1965 and F2 from 1956 to 1960**

Free Practice Final Classification

Num Pilote No Driver	Nat Pil Dr Nat	Concurrent Competitor	Nat Con Com Nat	Classe Class	Marque Modèle - Année Type Model - Year	Temps Time	Tour Lap	Tours Laps	Ecart Gap	Vitesse Speed
-------------------------	-------------------	--------------------------	--------------------	-----------------	--	---------------	-------------	---------------	--------------	------------------

CAR 20 - LAPS 5, 13 AND 14 DELETED DUE TO TRACK LIMITS  
 CAR 36 - LAP 11 DELETED DUE TO TRACK LIMITS

Published at: ...14:50.....

Track Status: **DRY**

<p><b>Stewards:</b></p> <div style="display: flex; justify-content: space-around; align-items: center;">     </div> <p style="font-size: small; text-align: center;"> <span>J.F. CALMES - Chairman of the Stewards</span> <span>C.GEFFROY - Steward</span> <span>D.MIGEON - Steward</span> <span>C. PLASSERAUD - Steward</span> </p>	<p><b>Timekeeper:</b> Alberto ESTÉBANEZ</p> 
--	---





**15<sup>e</sup> GRAND PRIX DE MONACO HISTORIQUE | 24-26 AVRIL 2026** 



**RACE B GRAHAM HILL – Rear-engine, 1500, F1 Grand Prix cars from 1961 to 1965 and F2 from 1956 to 1960**

Free Practice Best Sector Times

Pos	Secteur 1 Sector 1		Secteur 2 Sector 2		Secteur 3 Sector 3		Pos	Num Pilote No Driver	Tour Idéal-Ideal Lap	M.Tour-Best Lap
	Num Pilote No Driver	Temps Time	Num Pilote No Driver	Temps Time	Num Pilote No Driver	Temps Time				
1	4 J.COLASACCO	32.445	4 J.COLASACCO	46.529	4 J.COLASACCO	31.209	1	4 J.COLASACCO	1:50.183	1:50.183 (1)
2	17 B.MITCHELL	33.034	7 M.SHAW	46.839	7 M.SHAW	31.442	2	7 M.SHAW	1:51.355	1:52.237 (2)
3	7 M.SHAW	33.074	17 B.MITCHELL	47.912	6 K.KUBOTA	31.813	3	3 P.BUHOFFER	1:53.340	1:54.273 (4)
4	3 P.BUHOFFER	33.250	3 P.BUHOFFER	48.051	3 P.BUHOFFER	32.039	4	17 B.MITCHELL	1:53.586	1:54.201 (3)
5	36 S.HALL	33.761	6 K.KUBOTA	48.165	36 S.HALL	32.217	5	6 K.KUBOTA	1:53.812	1:54.686 (6)
6	6 K.KUBOTA	33.834	36 S.HALL	48.300	22 L.MOWLE	32.345	6	36 S.HALL	1:54.278	1:54.668 (5)
7	22 L.MOWLE	34.081	14 R.WILSON	48.664	17 B.MITCHELL	32.640	7	22 L.MOWLE	1:55.430	1:56.039 (7)
8	14 R.WILSON	34.627	19 P.THOMAS	48.821	14 R.WILSON	32.841	8	14 R.WILSON	1:56.132	1:56.860 (8)
9	15 D.COLLINS	34.753	22 L.MOWLE	49.004	15 D.COLLINS	33.161	9	19 P.THOMAS	1:57.177	1:57.177 (9)
10	19 P.THOMAS	35.118	8 N.TAYLOR	49.080	19 P.THOMAS	33.238	10	15 D.COLLINS	1:57.240	1:57.757 (10)
11	9 S.JOEBSTL	35.244	15 D.COLLINS	49.326	8 N.TAYLOR	33.351	11	8 N.TAYLOR	1:57.865	1:58.674 (11)
12	23 T.DE GRES	35.419	20 T.SALISBURY	49.760	9 S.JOEBSTL	33.456	12	9 S.JOEBSTL	1:58.604	1:59.291 (12)
13	8 N.TAYLOR	35.434	9 S.JOEBSTL	49.904	20 T.SALISBURY	33.787	13	20 T.SALISBURY	1:59.693	1:59.693 (13)
14	34 M.CASTELEIN	35.503	18 F.PUCCINELLI	50.076	18 F.PUCCINELLI	34.006	14	18 F.PUCCINELLI	1:59.832	2:00.680 (14)
15	18 F.PUCCINELLI	35.750	26 D.PERFETTI	50.300	1 J.ROMANO	34.023	15	26 D.PERFETTI	2:00.611	2:02.957 (18)
16	26 D.PERFETTI	35.893	1 J.ROMANO	50.413	34 M.CASTELEIN	34.086	16	34 M.CASTELEIN	2:01.295	2:01.584 (15)
17	20 T.SALISBURY	36.146	23 T.DE GRES	50.958	26 D.PERFETTI	34.418	17	23 T.DE GRES	2:01.338	2:02.818 (17)
18	69 MISTER JOHN OF B	36.257	69 MISTER JOHN OF B	51.174	80 P.BONNY	34.581	18	1 J.ROMANO	2:01.431	2:03.172 (19)
19	80 P.BONNY	36.520	80 P.BONNY	51.284	23 T.DE GRES	34.961	19	80 P.BONNY	2:02.385	2:02.666 (16)
20	1 J.ROMANO	36.995	34 M.CASTELEIN	51.706	28 G.UNDERWOOD	35.670	20	69 MISTER JOHN OF B	2:03.362	2:05.089 (20)
21	27 R.CURNOW	37.706	27 R.CURNOW	53.278	2 F.BURATTI	35.780	21	27 R.CURNOW	2:07.192	2:07.427 (21)
22	28 G.UNDERWOOD	38.125	28 G.UNDERWOOD	53.493	69 MISTER JOHN OF B	35.931	22	28 G.UNDERWOOD	2:07.288	2:08.791 (22)
23	21 E.STAES	38.500	2 F.BURATTI	54.618	27 R.CURNOW	36.208	23	2 F.BURATTI	2:09.253	2:11.555 (23)
24	2 F.BURATTI	38.855	21 E.STAES	55.308	21 E.STAES	38.033	24	21 E.STAES	2:11.841	2:14.336 (24)
25	5 C.MCCABE	40.608	5 C.MCCABE	56.770	5 C.MCCABE	39.844	25	5 C.MCCABE	2:17.222	2:19.930 (25)



# 15<sup>e</sup> GRAND PRIX DE MONACO HISTORIQUE | 24-26 AVRIL 2026



## RACE B GRAHAM HILL – Rear-engine, 1500, F1 Grand Prix cars from 1961 to 1965 and F2 from 1956 to 1960

### Free Practice Sector Analysis

Lap under Red Flag

— Invalidated Lap

■ Personal Best

■ Session Best

B Crossing the pit lane

Tour Lap	Temps Time	Secteur 1 Sector 1	Secteur 2 Sector 2	Secteur 3 Sector 3	Vitesse Speed	Heure Elapsed	Tour Lap	Temps Time	Secteur 1 Sector 1	Secteur 2 Sector 2	Secteur 3 Sector 3	Vitesse Speed	Heure Elapsed
<b>1</b> John ROMANO							BRABHAM BT11 (CLIMAX) 1964						
John ROMANO													
1	3:02.203	1:27.238	57.427	37.538	65.9	3:02.203	3	2:01.519	36.802	51.545	33.172	98.9	6:26.794
2	2:12.188	41.698	53.736	36.754	90.9	5:14.391	4	1:58.534	35.499	50.182	32.853	101.3	8:25.328
3	2:08.916	38.620	54.861	35.435	93.2	7:23.307	5	2:02.711	36.610	50.891	35.210	97.9	10:28.039
4	2:06.322	37.604	53.631	35.087	95.1	9:29.629	6	1:58.145	34.850	50.474	32.821	101.7	12:26.184
5	2:05.733	38.745	51.937	35.051	95.5	11:35.362	7	1:54.289	33.850	48.076	32.363	105.1	14:20.473
6	2:03.794	37.065	51.766	34.963	97.0	13:39.156	8	1:54.273	33.751	48.051	32.471	105.1	16:14.746
7	2:07.149	37.804	52.887	36.458	94.5	15:46.305	9	2:10.116	33.984	1:00.800	35.332	92.3	18:24.862
8	2:14.689	38.270	53.304	43.115	89.2	18:00.994	10	1:55.296	33.250	48.462	33.584	104.2	20:20.158
9	2:05.658	38.319	51.562	35.777	95.6	20:06.652	11	1:57.175	33.979	48.305	34.891	102.5	22:17.333
10	2:03.172	36.995	52.154	34.023	97.5	22:09.824	12	2:02.257	38.247	50.945	33.065	98.3	24:19.590
11	2:03.267	37.989	50.413	34.865	97.5	24:13.091	13	1:55.398	33.436	49.217	32.745	104.1	26:14.988
12	2:04.630	37.087	50.823	36.720	96.4	26:17.721	14	1:54.547	34.250	48.051	32.246	104.9	28:09.535
							15	1:55.298	34.751	48.508	32.039	104.2	30:04.833
<b>2</b> Federico BURATTI							LOTUS 24 (BRM) 1962						
Federico BURATTI													
1	3:41.718	1:45.693	1:10.200	45.825	54.2	3:41.718	1	2:45.471	1:10.360	57.661	37.450	72.6	2:45.471
2	3:51.676 B	44.134	1:00.120	2:07.422	51.9	7:33.394	2	2:00.386	36.534	50.597	33.255	99.8	4:45.857
3	2:21.459	45.980	57.532	37.947	84.9	9:54.853	3	4:44.840 B	33.681	52.832	3:18.327	42.2	9:30.697
4	2:12.505	42.107	54.618	35.780	90.7	12:07.358	4	2:09.517	43.342	51.646	34.529	92.8	11:40.214
5	2:11.555	38.855	55.975	36.725	91.3	14:18.913	5	1:54.465	34.093	47.876	32.496	105.0	13:34.679
6	2:13.481	40.578	54.928	37.975	90.0	16:32.394	6	1:52.920	33.164	46.648	33.108	106.4	15:27.599
7	2:34.937	49.984	1:04.705	40.248	77.5	19:07.331	7	2:09.116	33.249	47.520	48.347	93.0	17:36.715
8	2:20.360	44.616	57.876	37.868	85.6	21:27.691	8	2:06.750	45.646	49.293	31.811	94.8	19:43.465
9	7:46.437 B	46.869	3:03.685	3:55.883	25.8	29:14.128	9	1:50.183	32.445	46.529	31.209	109.0	21:33.648
10	2:33.274	54.164	58.941	40.169	78.4	31:47.402	10	1:56.940	36.217	47.559	33.164	102.7	23:30.588
<b>3</b> Philipp BUHOFFER							BRM P261 1964						
Philipp BUHOFFER													
1	2:24.267	52.853	55.809	35.605	83.3	2:24.267	1	3:29.075	1:40.789	1:03.896	44.390	57.5	3:29.075
2	2:01.008	35.472	51.735	33.801	99.3	4:25.275	2	2:29.061	45.856	1:02.110	41.095	80.6	5:58.136
							3	2:22.970	43.524	58.422	41.024	84.0	8:21.106
							4	2:29.087	44.296	1:02.459	42.332	80.6	10:50.193
<b>4</b> Joseph COLASACCO							FERRARI 1512 1964						
Lawrence AURIANA													
1	2:45.471	1:10.360	57.661	37.450	72.6	2:45.471	1	3:29.075	1:40.789	1:03.896	44.390	57.5	3:29.075
2	2:00.386	36.534	50.597	33.255	99.8	4:45.857	2	2:29.061	45.856	1:02.110	41.095	80.6	5:58.136
3	4:44.840 B	33.681	52.832	3:18.327	42.2	9:30.697	3	2:22.970	43.524	58.422	41.024	84.0	8:21.106
4	2:09.517	43.342	51.646	34.529	92.8	11:40.214	4	2:29.087	44.296	1:02.459	42.332	80.6	10:50.193
5	1:54.465	34.093	47.876	32.496	105.0	13:34.679							
6	1:52.920	33.164	46.648	33.108	106.4	15:27.599							
7	2:09.116	33.249	47.520	48.347	93.0	17:36.715							
8	2:06.750	45.646	49.293	31.811	94.8	19:43.465							
9	1:50.183	32.445	46.529	31.209	109.0	21:33.648							
10	1:56.940	36.217	47.559	33.164	102.7	23:30.588							
<b>5</b> Charles MCCABE							BRM P57 1962						
Charles MCCABE													
1	3:29.075	1:40.789	1:03.896	44.390	57.5	3:29.075	1	3:29.075	1:40.789	1:03.896	44.390	57.5	3:29.075
2	2:29.061	45.856	1:02.110	41.095	80.6	5:58.136	2	2:29.061	45.856	1:02.110	41.095	80.6	5:58.136
3	2:22.970	43.524	58.422	41.024	84.0	8:21.106	3	2:22.970	43.524	58.422	41.024	84.0	8:21.106
4	2:29.087	44.296	1:02.459	42.332	80.6	10:50.193	4	2:29.087	44.296	1:02.459	42.332	80.6	10:50.193



**RACE B GRAHAM HILL – Rear-engine, 1500, F1 Grand Prix cars from 1961 to 1965 and F2 from 1956 to 1960**

**Free Practice Sector Analysis**

■ Lap under Red Flag    — Invalidated Lap    ■ Personal Best    ■ Session Best    ■ Crossing the pit lane

Tour Lap	Temps Time	Secteur 1 Sector 1	Secteur 2 Sector 2	Secteur 3 Sector 3	Vitesse Speed	Heure Elapsed
5	2:21.454	42.355	59.133	39.966	84.9	13:11.647
6	2:20.034	41.040	57.267	41.727	85.8	15:31.681
7	2:26.110	41.002	58.333	46.775	82.2	17:57.791
8	2:23.762	44.517	58.366	40.879	83.6	20:21.553
9	2:20.636	40.608	56.770	43.258	85.4	22:42.189
10	2:19.930	42.323	57.763	39.844	85.9	25:02.119
11	2:27.921	42.719	1:03.966	41.236	81.2	27:30.040
12	2:24.972	43.080	57.371	44.521	82.9	29:55.012


**6** ● **Katsuaki KUBOTA**  
● Katsuaki KUBOTA LOTUS 25 (CLIMAX) 1962

1	2:50.688	1:12.752	58.997	38.939	70.4	2:50.688
2	2:07.521	38.355	54.322	34.844	94.2	4:58.209
3	2:03.351	36.566	52.317	34.468	97.4	7:01.560
4	2:02.156	37.122	51.294	33.740	98.3	9:03.716
5	1:58.956	35.362	50.879	32.715	101.0	11:02.672
6	1:57.682	34.866	49.807	33.009	102.1	13:00.354
7	1:58.856	36.816	48.986	33.054	101.1	14:59.210
8	1:56.570	35.069	49.345	32.156	103.1	16:55.780
9	2:06.243	40.442	52.125	33.676	95.2	19:02.023
10	1:55.061	34.853	48.395	31.813	104.4	20:57.084
11	1:54.686	34.426	48.165	32.095	104.7	22:51.770
12	1:57.101	35.647	49.092	32.362	102.6	24:48.871
13	2:00.542	33.834	52.339	34.369	99.7	26:49.413
14	1:55.662	34.840	48.937	31.885	103.9	28:45.075



**7**  **Mark SHAW**  
 Mark SHAW LOTUS 21 (CLIMAX) 1961

1	2:40.417	1:10.885	54.597	34.935	74.9	2:40.417
2	1:56.978	34.309	50.032	32.637	102.7	4:37.395
3	1:57.176	34.503	48.620	34.053	102.5	6:34.571
4	1:53.692	34.029	47.671	31.992	105.7	8:28.263
5	1:56.900	34.267	48.537	34.096	102.8	10:25.163

Tour Lap	Temps Time	Secteur 1 Sector 1	Secteur 2 Sector 2	Secteur 3 Sector 3	Vitesse Speed	Heure Elapsed
6	1:52.736	33.419	47.202	32.115	106.6	12:17.899
7	1:52.471	33.585	47.262	31.624	106.8	14:10.370
8	3:13.816 <b>B</b>	35.164	49.228	1:49.424	62.0	17:24.186
9	2:17.355	51.886	50.836	34.633	87.5	19:41.541
10	1:55.898	33.292	49.869	32.737	103.7	21:37.439
11	1:54.835	36.138	47.255	31.442	104.6	23:32.274
12	1:52.237	33.652	46.839	31.746	107.0	25:24.511
13	1:58.210	33.074	50.024	35.112	101.6	27:22.721
14	2:01.765	35.019	49.745	37.001	98.7	29:24.486
15	2:18.640	40.516	50.508	47.616	86.7	31:43.126

**8**  **Nick TAYLOR**  
 Nick TAYLOR LOTUS 18 (CLIMAX) 1960

1	2:29.964	56.695	56.240	37.029	80.1	2:29.964
2	2:04.464	37.008	52.223	35.233	96.5	4:34.428
3	2:04.211	37.651	51.666	34.894	96.7	6:38.639
4	2:01.069	35.941	50.897	34.231	99.2	8:39.708
5	2:05.229	36.393	52.156	36.680	95.9	10:44.937
6	2:03.097	36.966	51.110	35.021	97.6	12:48.034
7	2:00.027	35.684	50.416	33.927	100.1	14:48.061
8	1:59.611	35.637	50.291	33.683	100.4	16:47.672
9	2:15.903	43.533	57.983	34.387	88.4	19:03.575
10	1:59.219	35.554	50.154	33.511	100.8	21:02.794
11	1:59.093	35.434	50.308	33.351	100.9	23:01.887
12	2:01.252	36.595	51.051	33.606	99.1	25:03.139
13	2:03.329	35.440	54.439	33.450	97.4	27:06.468
14	1:58.674	36.079	49.238	33.357	101.2	29:05.142
15	2:01.421	35.806	49.080	36.535	98.9	31:06.563

**9**  **Stephan JOEBSTL**  
 Stephan JOEBSTL LOTUS 18 (CLIMAX) 1959

1	2:59.857	1:21.860	54.948	43.049	66.8	2:59.857
2	2:09.948	37.632	55.973	36.343	92.4	5:09.805



**15<sup>e</sup> GRAND PRIX DE MONACO HISTORIQUE | 24-26 AVRIL 2026**



**RACE B GRAHAM HILL – Rear-engine, 1500, F1 Grand Prix cars from 1961 to 1965 and F2 from 1956 to 1960**

**Free Practice Sector Analysis**

Lap under Red Flag    — Invalidated Lap    ■ Personal Best    ■ Session Best    B Crossing the pit lane

Tour Lap	Temps Time	Secteur 1 Sector 1	Secteur 2 Sector 2	Secteur 3 Sector 3	Vitesse Speed	Heure Elapsed	Tour Lap	Temps Time	Secteur 1 Sector 1	Secteur 2 Sector 2	Secteur 3 Sector 3	Vitesse Speed	Heure Elapsed
3	2:11.837	37.339	58.359	36.139	91.1	7:21.642	3	2:06.335	37.108	53.548	35.679	95.1	7:16.940
4	2:13.761	38.372	56.072	39.317	89.8	9:35.403	4	2:00.931	36.475	50.651	33.805	99.3	9:17.871
5	2:05.242	37.197	52.573	35.472	95.9	11:40.645	5	2:02.074	35.244	53.159	33.671	98.4	11:19.945
6	2:03.117	36.768	51.668	34.681	97.6	13:43.762	6	1:59.058	35.683	50.100	33.275	100.9	13:19.003
7	2:03.074	35.770	51.916	35.388	97.6	15:46.836	7	2:00.350	35.368	51.107	33.875	99.8	15:19.353
8	2:13.451	36.539	52.960	43.952	90.0	18:00.287	8	2:26.110	36.175	51.213	58.722	82.2	17:45.463
9	2:03.276	37.924	51.461	33.891	97.4	20:03.563	9	2:07.080	42.880	49.698	34.502	94.5	19:52.543
10	2:02.545	36.683	51.610	34.252	98.0	22:06.108	10	■ 1:57.757	■ 34.753	■ 49.326	33.678	102.0	21:50.300
11	2:02.100	37.018	50.557	34.525	98.4	24:08.208	11	2:05.467	39.658	51.533	34.276	95.7	23:55.767
12	1:59.547	■ 35.244	50.183	34.120	100.5	26:07.755	12	2:06.843	35.238	51.998	39.607	94.7	26:02.610
13	■ 1:59.291	35.255	■ 49.904	34.132	100.7	28:07.046	13	1:58.981	35.723	50.097	■ 33.161	101.0	28:01.591
14	2:00.204	35.960	50.788	■ 33.456	99.9	30:07.250	14	2:01.983	37.583	50.203	34.197	98.5	30:03.574

**14** **Richard WILSON**  
 Richard WILSON    COOPER T60 1961

1	2:46.668	1:11.701	57.457	37.510	72.1	2:46.668
2	2:07.243	37.365	53.395	36.483	94.4	4:53.911
3	2:02.807	36.364	51.726	34.717	97.8	6:56.718
4	2:02.491	35.699	51.482	35.310	98.1	8:59.209
5	2:02.536	36.310	51.125	35.101	98.0	11:01.745
6	1:58.381	34.739	49.800	33.842	101.5	13:00.126
7	2:02.893	38.079	48.996	35.818	97.8	15:03.019
8	■ 1:56.860	34.692	■ 48.664	33.504	102.8	16:59.879
9	2:15.898	49.127	53.365	33.406	88.4	19:15.777
10	1:57.884	■ 34.627	50.106	33.151	101.9	21:13.661
11	4:32.986	3:07.069	51.339	34.578	44.0	25:46.647
12	1:58.813	36.789	49.183	■ 32.841	101.1	27:45.460
13	2:03.478	37.749	50.477	35.252	97.3	29:48.938

**15** **Dan COLLINS**  
 CLASSIC TEAM LOTUS LTD    LOTUS 21 (CLIMAX) 1961

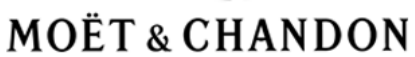
1	3:02.472	1:28.253	56.654	37.565	65.8	3:02.472
2	2:08.133	39.391	53.312	35.430	93.8	5:10.605

**17** **Ben MITCHELL**  
 John CLARK    COOPER T56 (CLIMAX) 1961

1	2:31.720	59.581	55.878	36.261	79.2	2:31.720
2	2:03.206	36.448	52.451	34.307	97.5	4:34.926
3	2:01.258	36.337	50.402	34.519	99.1	6:36.184
4	1:59.665	34.392	49.106	36.167	100.4	8:35.849
5	2:01.132	34.317	53.291	33.524	99.2	10:36.981
6	1:55.651	33.986	49.025	■ 32.640	103.9	12:32.632
7	3:56.651 B	33.197	49.987	2:33.467	50.8	16:29.283
8	2:19.110	43.345	1:02.159	33.606	86.4	18:48.393
9	1:55.287	34.044	48.421	32.822	104.2	20:43.680
10	1:55.038	33.174	48.369	33.495	104.4	22:38.718
11	1:55.591	34.247	■ 47.912	33.432	103.9	24:34.309
12	■ 1:54.201	■ 33.034	48.505	32.662	105.2	26:28.510
13	2:02.096	37.047	52.326	32.723	98.4	28:30.606
14	1:59.782	35.538	49.837	34.407	100.3	30:30.388

**18** **Flavio PUCCINELLI**  
 Flavio PUCCINELLI    COOPER T53 (CLIMAX) 1960

1	3:26.389	1:41.660	1:03.745	40.984	58.2	3:26.389
---	----------	----------	----------	--------	------	----------





# 15<sup>e</sup> GRAND PRIX DE MONACO HISTORIQUE | 24-26 AVRIL 2026



## RACE B GRAHAM HILL – Rear-engine, 1500, F1 Grand Prix cars from 1961 to 1965 and F2 from 1956 to 1960

### Free Practice Sector Analysis

Lap under Red Flag

— Invalidated Lap

■ Personal Best

■ Session Best

B Crossing the pit lane

Tour Lap	Temps Time	Secteur 1 Sector 1	Secteur 2 Sector 2	Secteur 3 Sector 3	Vitesse Speed	Heure Elapsed
2	2:13.757	40.160	56.471	37.126	89.8	5:40.146
3	2:10.085	38.824	54.763	36.498	92.3	7:50.231
4	2:07.698	38.280	53.102	36.316	94.1	9:57.929
5	2:06.218	37.584	53.462	35.172	95.2	12:04.147
6	2:03.396	36.408	52.098	34.890	97.4	14:07.543
7	2:05.398	36.754	53.329	35.315	95.8	16:12.941
8	2:22.283	39.447	1:05.834	37.002	84.4	18:35.224
9	<b>2:00.680</b>	35.876	50.798	<b>34.006</b>	99.5	20:35.904
10	2:04.111	<b>35.750</b>	50.756	37.605	96.8	22:40.015
11	2:04.906	37.105	51.808	35.993	96.2	24:44.921
12	2:44.324	35.905	1:32.315	36.104	73.1	27:29.245
13	2:02.642	37.056	50.812	34.774	98.0	29:31.887
14	2:01.764	36.461	<b>50.076</b>	35.227	98.7	31:33.651

19  Paul THOMAS						
Paul THOMAS SCIROCCO BRM 1963						
Tour Lap	Temps Time	Secteur 1 Sector 1	Secteur 2 Sector 2	Secteur 3 Sector 3	Vitesse Speed	Heure Elapsed
1	2:47.598	1:08.043	59.213	40.342	71.7	2:47.598
2	2:18.704	41.682	1:00.036	36.986	86.6	5:06.302
3	2:11.458	36.921	55.895	38.642	91.4	7:17.760
4	2:03.520	37.309	51.006	35.205	97.3	9:21.280
5	2:03.259	36.493	52.177	34.589	97.5	11:24.539
6	2:01.721	36.408	50.865	34.448	98.7	13:26.260
7	2:01.896	36.158	50.662	35.076	98.6	15:28.156
8	2:09.831	36.864	49.337	43.630	92.5	17:37.987
9	2:17.344	48.212	51.023	38.109	87.5	19:55.331
10	1:59.040	35.223	50.350	33.467	100.9	21:54.371
11	2:02.081	38.275	49.754	34.052	98.4	23:56.452
12	2:00.548	36.233	48.996	35.319	99.7	25:57.000
13	<b>1:57.177</b>	<b>35.118</b>	<b>48.821</b>	<b>33.238</b>	102.5	27:54.177
14	1:59.949	35.961	50.596	33.392	100.2	29:54.126
15	2:00.252	37.143	49.831	33.278	99.9	31:54.378

20  Teifion SALISBURY						
Teifion SALISBURY LOTUS 18 (CLIMAX) 1961						
Tour Lap	Temps Time	Secteur 1 Sector 1	Secteur 2 Sector 2	Secteur 3 Sector 3	Vitesse Speed	Heure Elapsed
1	3:01.651	1:25.264	58.524	37.863	66.1	3:01.651
2	2:11.192	39.411	55.187	36.594	91.6	5:12.843
3	2:12.422	37.983	57.959	36.480	90.7	7:25.265
4	2:09.090	37.780	53.588	37.722	93.1	9:34.355
5	<u>2:05.016</u>	37.614	52.874	34.528	96.1	11:39.371
6	2:05.713	38.126	52.485	35.102	95.6	13:45.084
7	2:03.580	36.739	51.017	35.824	97.2	15:48.664
8	2:13.563	37.297	52.877	43.389	89.9	18:02.227
9	2:05.189	39.519	50.985	34.685	96.0	20:07.416
10	2:08.418	36.672	55.459	36.287	93.5	22:15.834
11	2:06.474	39.135	52.803	34.536	95.0	24:22.308
12	<b>1:59.693</b>	<b>36.146</b>	<b>49.760</b>	<b>33.787</b>	100.4	26:22.001
13	<u>2:02.206</u>	37.337	50.359	34.510	98.3	28:24.207
14	<u>2:02.743</u>	37.891	50.346	34.506	97.9	30:26.950

21  Erik STAES						
Erik STAES LOTUS 18/21 (CLIMAX) 1961						
Tour Lap	Temps Time	Secteur 1 Sector 1	Secteur 2 Sector 2	Secteur 3 Sector 3	Vitesse Speed	Heure Elapsed
1	3:34.284	1:47.495	1:04.057	42.732	56.1	3:34.284
2	2:24.840	43.518	1:00.522	40.800	82.9	5:59.124
3	2:15.741	40.501	56.149	39.091	88.5	8:14.865
4	2:17.147	39.428	56.245	41.474	87.6	10:32.012
5	2:16.581	39.710	57.298	39.573	88.0	12:48.593
6	<b>2:14.336</b>	<b>38.500</b>	<b>55.308</b>	40.528	89.4	15:02.929
7	2:22.082	39.836	57.426	44.820	84.6	17:25.011
8	2:32.826	54.960	56.653	41.213	78.6	19:57.837
9	2:20.086	41.153	1:00.166	38.767	85.8	22:17.923
10	2:16.175	41.380	56.762	<b>38.033</b>	88.2	24:34.098
11	2:15.998	41.016	56.661	38.321	88.3	26:50.096
12	2:15.654	41.363	55.955	38.336	88.6	29:05.750
13	2:18.003	41.824	56.224	39.955	87.1	31:23.753



**RACE B GRAHAM HILL – Rear-engine, 1500, F1 Grand Prix cars from 1961 to 1965 and F2 from 1956 to 1960**

Free Practice Sector Analysis



Lap under Red Flag



— Invalidated Lap

■ Personal Best



■ Session Best



B Crossing the pit lane



Tour Lap	Temps Time	Secteur 1 Sector 1	Secteur 2 Sector 2	Secteur 3 Sector 3	Vitesse Speed	Heure Elapsed
<b>22</b>	 <b>Lee MOWLE</b>	LOTUS 24 (CLIMAX) 1962				
	 Lee MOWLE					
1	2:52.276	1:19.351	56.339	36.586	69.7	2:52.276
2	2:08.782	37.536	56.052	35.194	93.3	5:01.058
3	2:00.971	35.450	51.051	34.470	99.3	7:02.029
4	1:59.619	35.823	50.262	33.534	100.4	9:01.648
5	1:59.419	35.969	49.617	33.833	100.6	11:01.067
6	1:56.973	34.324	49.719	32.930	102.7	12:58.040
7	2:00.902	35.865	50.563	34.474	99.4	14:58.942
8	1:58.677	34.757	50.685	33.235	101.2	16:57.619
9	2:14.288	50.488	51.455	<b>32.345</b>	89.5	19:11.907
10	1:56.512	34.733	49.235	32.544	103.1	21:08.419
11	<b>1:56.039</b>	34.606	49.043	32.390	103.5	23:04.458
12	1:57.171	35.098	49.340	32.733	102.5	25:01.629
13	2:01.107	<b>34.081</b>	53.182	33.844	99.2	27:02.736
14	2:00.309	36.670	49.020	34.619	99.9	29:03.045
15	2:00.033	36.055	<b>49.004</b>	34.974	100.1	31:03.078

Tour Lap	Temps Time	Secteur 1 Sector 1	Secteur 2 Sector 2	Secteur 3 Sector 3	Vitesse Speed	Heure Elapsed
<b>23</b>	 <b>Tom DE GRES</b>	BRABHAM BT14 (FORD) 1965				
	 Tom DE GRES					
1	2:49.980	1:09.484	1:01.757	38.739	70.7	2:49.980
2	2:14.972	38.330	59.728	36.914	89.0	5:04.952
3	2:13.308	37.370	56.350	39.588	90.1	7:18.260
4	2:06.406	37.807	52.941	35.658	95.0	9:24.666
5	2:05.882	36.538	53.845	35.499	95.4	11:30.548
6	2:06.853	36.618	52.438	37.797	94.7	13:37.401
7	2:15.701	37.143	54.745	43.813	88.5	15:53.102
8	3:27.414	2:00.933	51.520	<b>34.961</b>	57.9	19:20.516
9	<b>2:02.818</b>	<b>35.419</b>	52.233	35.166	97.8	21:23.334
10	2:05.071	38.060	51.797	35.214	96.1	23:28.405
11	2:06.553	38.508	52.182	35.863	94.9	25:34.958
12	2:03.624	36.838	51.331	35.455	97.2	27:38.582

Tour Lap	Temps Time	Secteur 1 Sector 1	Secteur 2 Sector 2	Secteur 3 Sector 3	Vitesse Speed	Heure Elapsed
13	2:08.620	39.457	52.997	36.166	93.4	29:47.202
14	2:07.773	39.719	<b>50.958</b>	37.096	94.0	31:54.975

Tour Lap	Temps Time	Secteur 1 Sector 1	Secteur 2 Sector 2	Secteur 3 Sector 3	Vitesse Speed	Heure Elapsed
<b>26</b>	 <b>Daniele PERFETTI</b>	LOTUS 18 (CLIMAX) 1960				
	 CLASSIC TEAM LOTUS LTD					
1	2:53.271	1:20.138	55.915	37.218	69.3	2:53.271
2	2:08.470	37.161	55.854	35.455	93.5	5:01.741
3	<b>2:02.957</b>	<b>35.893</b>	51.796	35.268	97.7	7:04.698
4	2:05.198	37.014	52.558	35.626	96.0	9:09.896
5	2:06.558	38.034	53.332	35.192	94.9	11:16.454
6	2:07.650	40.157	51.928	35.565	94.1	13:24.104
7	2:04.286	37.549	50.707	36.030	96.7	15:28.390
8	2:22.715	39.280	51.369	52.066	84.2	17:51.105
9	2:12.015	42.595	54.168	35.252	91.0	20:03.120
10	2:03.660	37.668	51.574	<b>34.418</b>	97.1	22:06.780
11	2:04.163	37.688	51.403	35.072	96.8	24:10.943
12	2:08.294	39.581	53.079	35.634	93.6	26:19.237
13	2:04.698	38.767	50.544	35.387	96.3	28:23.935
14	2:05.446	40.120	<b>50.300</b>	35.026	95.8	30:29.381

Tour Lap	Temps Time	Secteur 1 Sector 1	Secteur 2 Sector 2	Secteur 3 Sector 3	Vitesse Speed	Heure Elapsed
<b>27</b>	 <b>Ross CURNOW</b>	GILBY Type B 1961				
	 Ross CURNOW					
1	3:04.456	1:30.233	56.635	37.588	65.1	3:04.456
2	2:09.465	38.739	53.593	37.133	92.8	5:13.921
3	<b>2:07.427</b>	<b>37.706</b>	53.513	<b>36.208</b>	94.3	7:21.348
4	4:19.904 B	38.461	53.375	2:48.068	46.2	11:41.252
5	16:46.370 B	47.218	54.898	...	11.9	28:27.622
6	2:16.984	47.355	<b>53.278</b>	36.351	87.7	30:44.606

Tour Lap	Temps Time	Secteur 1 Sector 1	Secteur 2 Sector 2	Secteur 3 Sector 3	Vitesse Speed	Heure Elapsed
<b>28</b>	 <b>Geoffrey UNDERWOOD</b>	COOPER T56/59 1961				
	 Geoffrey UNDERWOOD					
1	3:34.893	1:48.955	1:04.977	40.961	55.9	3:34.893
2	2:16.613	42.152	56.525	37.936	87.9	5:51.506



# 15<sup>e</sup> GRAND PRIX DE MONACO HISTORIQUE | 24-26 AVRIL 2026



## RACE B GRAHAM HILL – Rear-engine, 1500, F1 Grand Prix cars from 1961 to 1965 and F2 from 1956 to 1960

### Free Practice Sector Analysis

Lap under Red Flag

— Invalidated Lap

■ Personal Best

■ Session Best

B Crossing the pit lane

Tour Lap	Temps Time	Secteur 1 Sector 1	Secteur 2 Sector 2	Secteur 3 Sector 3	Vitesse Speed	Heure Elapsed
3	2:08.791	38.467	53.971	36.353	93.3	8:00.297
4	4:48.795 B	38.462	55.413	3:14.920	41.6	12:49.092
5	2:23.661	46.265	1:01.490	35.906	83.6	15:12.753
6	6:53.745 B	38.125	58.572	5:17.048	29.0	22:06.498
7	3:17.427 B	51.489	1:01.240	1:24.698	60.8	25:23.925
8	2:13.302	42.807	54.698	35.797	90.1	27:37.227
9	2:10.819	41.656	53.493	35.670	91.8	29:48.046
10	2:15.397	42.828	53.873	38.696	88.7	32:03.443

34  Maxime CASTELEIN						
Maxime CASTELEIN LOTUS 18 (CLIMAX) 1960						
1	2:47.016	1:12.156	58.192	36.668	71.9	2:47.016
2	2:06.608	37.677	53.414	35.517	94.9	4:53.624
3	2:01.584	35.792	51.706	34.086	98.8	6:55.208
4	2:03.753	35.503	52.711	35.539	97.1	8:58.961

36  Stuart HALL						
Roald GOETHE LOTUS 21 (CLIMAX) 1961						
1	2:24.583	52.054	57.158	35.371	83.1	2:24.583
2	2:01.424	35.541	52.014	33.869	98.9	4:26.007
3	1:59.068	34.902	50.863	33.303	100.9	6:25.075
4	2:09.843	40.279	51.180	38.384	92.5	8:34.918
5	2:03.339	34.723	54.308	34.308	97.4	10:38.257
6	1:54.668	33.761	48.458	32.449	104.8	12:32.925
7	2:03.279	35.632	49.634	38.013	97.4	14:36.204
8	1:55.437	34.430	48.435	32.572	104.1	16:31.641
9	2:15.571	42.799	59.606	33.166	88.6	18:47.212
10	2:00.486	38.535	49.734	32.217	99.7	20:47.698
11	8:56.138 B	34.907	48.300	7:32.931	22.4	29:43.836
12	2:03.597	42.553	48.485	32.559	97.2	31:47.433

69  MISTER JOHN OF B						
MISTER JOHN OF B LOLA MK4 (CLIMAX) 1962						

Tour Lap	Temps Time	Secteur 1 Sector 1	Secteur 2 Sector 2	Secteur 3 Sector 3	Vitesse Speed	Heure Elapsed
1	2:27.362	54.621	55.434	37.307	81.5	2:27.362
2	2:05.089	37.341	51.817	35.931	96.0	4:32.451
3	3:52.645 B	36.257	51.174	2:25.214	51.6	8:25.096

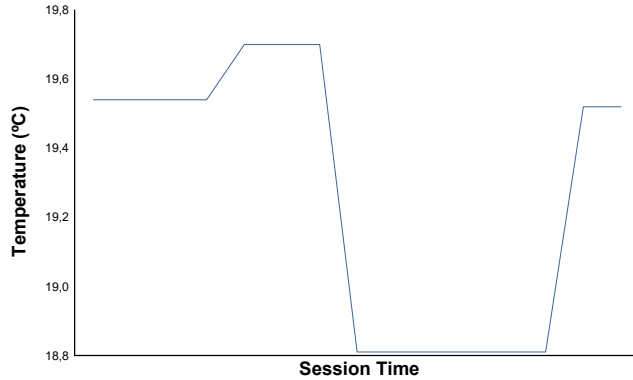
80  Philippe BONNY						
Philippe BONNY BRABHAM BT2 (FORD) 1963						
1	3:26.115	1:39.081	1:04.394	42.640	58.3	3:26.115
2	2:28.324	44.244	1:02.514	41.566	81.0	5:54.439
3	2:17.830	42.373	56.835	38.622	87.2	8:12.269
4	2:29.698	41.015	56.311	52.372	80.2	10:41.967
5	2:16.084	40.734	56.088	39.262	88.3	12:58.051
6	2:16.935	41.596	58.212	37.127	87.7	15:14.986
7	2:20.666	38.002	54.914	47.750	85.4	17:35.652
8	2:25.788	55.228	54.652	35.908	82.4	20:01.440
9	2:11.685	39.018	57.265	35.402	91.2	22:13.125
10	2:12.336	41.342	55.926	35.068	90.8	24:25.461
11	2:02.666	36.520	51.284	34.862	97.9	26:28.127
12	2:04.863	37.120	53.162	34.581	96.2	28:32.990
13	2:02.924	36.843	51.408	34.673	97.7	30:35.914



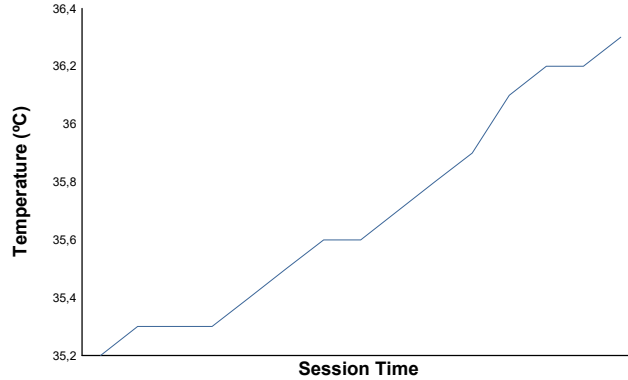
RACE B GRAHAM HILL – Rear-engine, 1500, F1 Grand Prix cars from 1961 to 1965 and F2 from 1956 to 1960

### Free Practice Weather Report

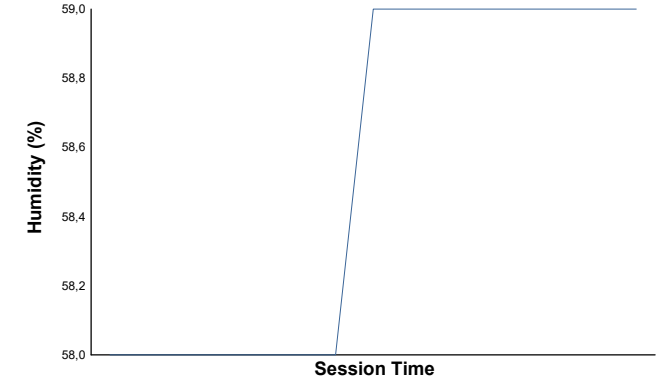
Air Temperature



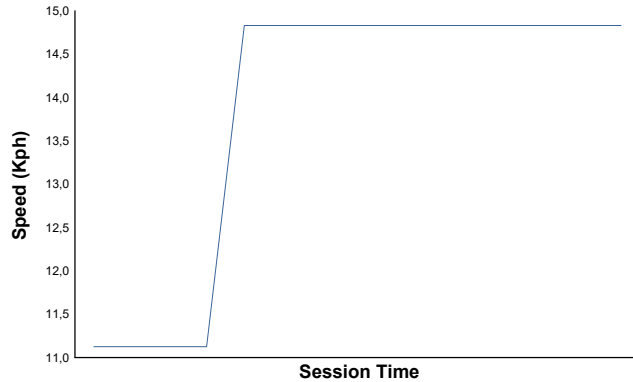
Track Temperature



Humidity

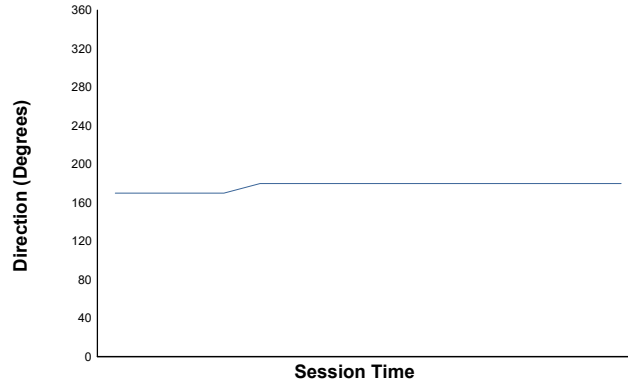


Wind Speed

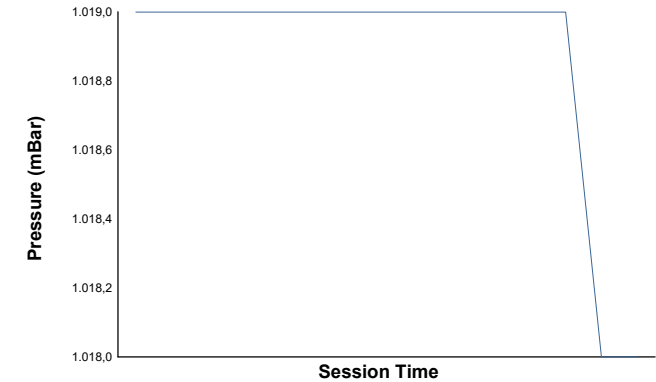


Wind Direction

North=0°/360° East=90° South=180° West=270°



Pressure



Track Status: **DRY**