



15^e GRAND PRIX DE MONACO HISTORIQUE | 24-26 AVRIL 2026



RACE B GRAHAM HILL – Rear-engine, 1500, F1 Grand Prix cars from 1961 to 1965 and F2 from 1956 to 1960

Free Practice Provisional Classification

Num Pilote No Driver	Nat Pil Dr Nat	Concurrent Competitor	Nat Con Com Nat	Classe Class	Marque Modèle - Année Type Model - Year	Temps Time	Tour Lap	Tours Laps	Ecart Gap	Vitesse Speed
1 4		Joseph COLASACCO		3	FERRARI 1512 1964	1:50.183	9	10	-	109.0
2 7		Mark SHAW		2	LOTUS 21 (CLIMAX) 1961	1:52.237	12	15	+2.054	107.0
3 17		Ben MITCHELL		2	COOPER T56 (CLIMAX) 1961	1:54.201	12	14	+4.018	105.2
4 3		Philipp BUHOFFER		3	BRM P261 1964	1:54.273	8	15	+4.090	105.1
5 36		Stuart HALL		2	LOTUS 21 (CLIMAX) 1961	1:54.668	6	12	+4.485	104.8
6 6		Katsuaki KUBOTA		3	LOTUS 25 (CLIMAX) 1962	1:54.686	11	14	+4.503	104.7
7 22		Lee MOWLE		3	LOTUS 24 (CLIMAX) 1962	1:56.039	11	15	+5.856	103.5
8 14		Richard WILSON		3	COOPER T60 1961	1:56.860	8	13	+6.677	102.8
9 19		Paul THOMAS		3	SCIROCCO BRM 1963	1:57.177	13	15	+6.994	102.5
10 15		Dan COLLINS		2	LOTUS 21 (CLIMAX) 1961	1:57.757	10	14	+7.574	102.0
11 8		Nick TAYLOR		2	LOTUS 18 (CLIMAX) 1960	1:58.674	14	15	+8.491	101.2
12 9		Stephan JOEBSTL		2	LOTUS 18 (CLIMAX) 1959	1:59.291	13	14	+9.108	100.7
13 20		Teifion SALISBURY		2	LOTUS 18 (CLIMAX) 1961	1:59.693	12	14	+9.510	100.4
14 18		Flavio PUCCINELLI		2	COOPER T53 (CLIMAX) 1960	2:00.680	9	14	+10.497	99.5
15 34		Maxime CASTELEIN		2	LOTUS 18 (CLIMAX) 1960	2:01.584	3	4	+11.401	98.8
16 80		Philippe BONNY		2	BRABHAM BT2 (FORD) 1963	2:02.666	11	13	+12.483	97.9
17 23		Tom DE GRES		2	BRABHAM BT14 (FORD) 1965	2:02.818	9	14	+12.635	97.8
18 26		Daniele PERFETTI		2	LOTUS 18 (CLIMAX) 1960	2:02.957	3	14	+12.774	97.7
19 1		John ROMANO		3	BRABHAM BT11 (CLIMAX) 1964	2:03.172	10	12	+12.989	97.5
20 69		MISTER JOHN OF B		3	LOLA MK4 (CLIMAX) 1962	2:05.089	2	3	+14.906	96.0
21 27		Ross CURNOW		2	GILBY Type B 1961	2:07.427	3	6	+17.244	94.3
22 28		Geoffrey UNDERWOOD		2	COOPER T56/59 1961	2:08.791	3	10	+18.608	93.3
23 2		Federico BURATTI		3	LOTUS 24 (BRM) 1962	2:11.555	5	10	+21.372	91.3
24 21		Erik STAES		2	LOTUS 18/21 (CLIMAX) 1961	2:14.336	6	13	+24.153	89.4
25 5		Charles MCCABE		3	BRM P57 1962	2:19.930	10	12	+29.747	85.9



RACE B GRAHAM HILL – Rear-engine, 1500, F1 Grand Prix cars from 1961 to 1965 and F2 from 1956 to 1960

Free Practice Provisional Classification

Num Pilote No Driver	Nat Pil Dr Nat	Concurrent Competitor	Nat Con Com Nat	Classe Class	Marque Modèle - Année Type Model - Year	Temps Time	Tour Lap	Tours Laps	Ecart Gap	Vitesse Speed
-------------------------	-------------------	--------------------------	--------------------	-----------------	--	---------------	-------------	---------------	--------------	------------------

CAR 20 - LAPS 5, 13 AND 14 DELETED DUE TO TRACK LIMITS
 CAR 36 - LAP 11 DELETED DUE TO TRACK LIMITS

Published at: 13:15

Track Status: **DRY**

Clerk of the Course:
 Olivier BERETTA



Timekeeper:
 Alberto ESTÉBANEZ






15^e GRAND PRIX DE MONACO HISTORIQUE | 24-26 AVRIL 2026 



RACE B GRAHAM HILL – Rear-engine, 1500, F1 Grand Prix cars from 1961 to 1965 and F2 from 1956 to 1960

Free Practice Best Sector Times

Pos	Secteur 1 Sector 1			Secteur 2 Sector 2			Secteur 3 Sector 3			Pos	Num Pilote No Driver	Tour Idéal-Ideal Lap	M.Tour-Best Lap
	Num Pilote No Driver	Temps Time	Num Pilote No Driver	Temps Time	Num Pilote No Driver	Temps Time	Num Pilote No Driver	Temps Time					
1	4 J.COLASACCO	32.445	4 J.COLASACCO	46.529	4 J.COLASACCO	31.209	1	4 J.COLASACCO	1:50.183	1:50.183 (1)			
2	17 B.MITCHELL	33.034	7 M.SHAW	46.839	7 M.SHAW	31.442	2	7 M.SHAW	1:51.355	1:52.237 (2)			
3	7 M.SHAW	33.074	17 B.MITCHELL	47.912	6 K.KUBOTA	31.813	3	3 P.BUHOFFER	1:53.340	1:54.273 (4)			
4	3 P.BUHOFFER	33.250	3 P.BUHOFFER	48.051	3 P.BUHOFFER	32.039	4	17 B.MITCHELL	1:53.586	1:54.201 (3)			
5	36 S.HALL	33.761	6 K.KUBOTA	48.165	36 S.HALL	32.217	5	6 K.KUBOTA	1:53.812	1:54.686 (6)			
6	6 K.KUBOTA	33.834	36 S.HALL	48.300	22 L.MOWLE	32.345	6	36 S.HALL	1:54.278	1:54.668 (5)			
7	22 L.MOWLE	34.081	14 R.WILSON	48.664	17 B.MITCHELL	32.640	7	22 L.MOWLE	1:55.430	1:56.039 (7)			
8	14 R.WILSON	34.627	19 P.THOMAS	48.821	14 R.WILSON	32.841	8	14 R.WILSON	1:56.132	1:56.860 (8)			
9	15 D.COLLINS	34.753	22 L.MOWLE	49.004	15 D.COLLINS	33.161	9	19 P.THOMAS	1:57.177	1:57.177 (9)			
10	19 P.THOMAS	35.118	8 N.TAYLOR	49.080	19 P.THOMAS	33.238	10	15 D.COLLINS	1:57.240	1:57.757 (10)			
11	9 S.JOEBSTL	35.244	15 D.COLLINS	49.326	8 N.TAYLOR	33.351	11	8 N.TAYLOR	1:57.865	1:58.674 (11)			
12	23 T.DE GRES	35.419	20 T.SALISBURY	49.760	9 S.JOEBSTL	33.456	12	9 S.JOEBSTL	1:58.604	1:59.291 (12)			
13	8 N.TAYLOR	35.434	9 S.JOEBSTL	49.904	20 T.SALISBURY	33.787	13	20 T.SALISBURY	1:59.693	1:59.693 (13)			
14	34 M.CASTELEIN	35.503	18 F.PUCCINELLI	50.076	18 F.PUCCINELLI	34.006	14	18 F.PUCCINELLI	1:59.832	2:00.680 (14)			
15	18 F.PUCCINELLI	35.750	26 D.PERFETTI	50.300	1 J.ROMANO	34.023	15	26 D.PERFETTI	2:00.611	2:02.957 (18)			
16	26 D.PERFETTI	35.893	1 J.ROMANO	50.413	34 M.CASTELEIN	34.086	16	34 M.CASTELEIN	2:01.295	2:01.584 (15)			
17	20 T.SALISBURY	36.146	23 T.DE GRES	50.958	26 D.PERFETTI	34.418	17	23 T.DE GRES	2:01.338	2:02.818 (17)			
18	69 MISTER JOHN OF B	36.257	69 MISTER JOHN OF B	51.174	80 P.BONNY	34.581	18	1 J.ROMANO	2:01.431	2:03.172 (19)			
19	80 P.BONNY	36.520	80 P.BONNY	51.284	23 T.DE GRES	34.961	19	80 P.BONNY	2:02.385	2:02.666 (16)			
20	1 J.ROMANO	36.995	34 M.CASTELEIN	51.706	28 G.UNDERWOOD	35.670	20	69 MISTER JOHN OF B	2:03.362	2:05.089 (20)			
21	27 R.CURNOW	37.706	27 R.CURNOW	53.278	2 F.BURATTI	35.780	21	27 R.CURNOW	2:07.192	2:07.427 (21)			
22	28 G.UNDERWOOD	38.125	28 G.UNDERWOOD	53.493	69 MISTER JOHN OF B	35.931	22	28 G.UNDERWOOD	2:07.288	2:08.791 (22)			
23	21 E.STAES	38.500	2 F.BURATTI	54.618	27 R.CURNOW	36.208	23	2 F.BURATTI	2:09.253	2:11.555 (23)			
24	2 F.BURATTI	38.855	21 E.STAES	55.308	21 E.STAES	38.033	24	21 E.STAES	2:11.841	2:14.336 (24)			
25	5 C.MCCABE	40.608	5 C.MCCABE	56.770	5 C.MCCABE	39.844	25	5 C.MCCABE	2:17.222	2:19.930 (25)			



15^e GRAND PRIX DE MONACO HISTORIQUE | 24-26 AVRIL 2026



RACE B GRAHAM HILL – Rear-engine, 1500, F1 Grand Prix cars from 1961 to 1965 and F2 from 1956 to 1960

Free Practice Sector Analysis

Lap under Red Flag

— Invalidated Lap

■ Personal Best

■ Session Best

B Crossing the pit lane

Tour Lap	Temps Time	Secteur 1 Sector 1	Secteur 2 Sector 2	Secteur 3 Sector 3	Vitesse Speed	Heure Elapsed	Tour Lap	Temps Time	Secteur 1 Sector 1	Secteur 2 Sector 2	Secteur 3 Sector 3	Vitesse Speed	Heure Elapsed
1 John ROMANO							BRABHAM BT11 (CLIMAX) 1964						
John ROMANO													
1	3:02.203	1:27.238	57.427	37.538	65.9	3:02.203	3	2:01.519	36.802	51.545	33.172	98.9	6:26.794
2	2:12.188	41.698	53.736	36.754	90.9	5:14.391	4	1:58.534	35.499	50.182	32.853	101.3	8:25.328
3	2:08.916	38.620	54.861	35.435	93.2	7:23.307	5	2:02.711	36.610	50.891	35.210	97.9	10:28.039
4	2:06.322	37.604	53.631	35.087	95.1	9:29.629	6	1:58.145	34.850	50.474	32.821	101.7	12:26.184
5	2:05.733	38.745	51.937	35.051	95.5	11:35.362	7	1:54.289	33.850	48.076	32.363	105.1	14:20.473
6	2:03.794	37.065	51.766	34.963	97.0	13:39.156	8	1:54.273	33.751	48.051	32.471	105.1	16:14.746
7	2:07.149	37.804	52.887	36.458	94.5	15:46.305	9	2:10.116	33.984	1:00.800	35.332	92.3	18:24.862
8	2:14.689	38.270	53.304	43.115	89.2	18:00.994	10	1:55.296	33.250	48.462	33.584	104.2	20:20.158
9	2:05.658	38.319	51.562	35.777	95.6	20:06.652	11	1:57.175	33.979	48.305	34.891	102.5	22:17.333
10	2:03.172	36.995	52.154	34.023	97.5	22:09.824	12	2:02.257	38.247	50.945	33.065	98.3	24:19.590
11	2:03.267	37.989	50.413	34.865	97.5	24:13.091	13	1:55.398	33.436	49.217	32.745	104.1	26:14.988
12	2:04.630	37.087	50.823	36.720	96.4	26:17.721	14	1:54.547	34.250	48.051	32.246	104.9	28:09.535
							15	1:55.298	34.751	48.508	32.039	104.2	30:04.833
2 Federico BURATTI							LOTUS 24 (BRM) 1962						
Federico BURATTI													
1	3:41.718	1:45.693	1:10.200	45.825	54.2	3:41.718	1	2:45.471	1:10.360	57.661	37.450	72.6	2:45.471
2	3:51.676 B	44.134	1:00.120	2:07.422	51.9	7:33.394	2	2:00.386	36.534	50.597	33.255	99.8	4:45.857
3	2:21.459	45.980	57.532	37.947	84.9	9:54.853	3	4:44.840 B	33.681	52.832	3:18.327	42.2	9:30.697
4	2:12.505	42.107	54.618	35.780	90.7	12:07.358	4	2:09.517	43.342	51.646	34.529	92.8	11:40.214
5	2:11.555	38.855	55.975	36.725	91.3	14:18.913	5	1:54.465	34.093	47.876	32.496	105.0	13:34.679
6	2:13.481	40.578	54.928	37.975	90.0	16:32.394	6	1:52.920	33.164	46.648	33.108	106.4	15:27.599
7	2:34.937	49.984	1:04.705	40.248	77.5	19:07.331	7	2:09.116	33.249	47.520	48.347	93.0	17:36.715
8	2:20.360	44.616	57.876	37.868	85.6	21:27.691	8	2:06.750	45.646	49.293	31.811	94.8	19:43.465
9	7:46.437 B	46.869	3:03.685	3:55.883	25.8	29:14.128	9	1:50.183	32.445	46.529	31.209	109.0	21:33.648
10	2:33.274	54.164	58.941	40.169	78.4	31:47.402	10	1:56.940	36.217	47.559	33.164	102.7	23:30.588
3 Philipp BUHOFFER							BRM P261 1964						
Philipp BUHOFFER													
1	2:24.267	52.853	55.809	35.605	83.3	2:24.267	1	3:29.075	1:40.789	1:03.896	44.390	57.5	3:29.075
2	2:01.008	35.472	51.735	33.801	99.3	4:25.275	2	2:29.061	45.856	1:02.110	41.095	80.6	5:58.136
							3	2:22.970	43.524	58.422	41.024	84.0	8:21.106
							4	2:29.087	44.296	1:02.459	42.332	80.6	10:50.193
4 Joseph COLASACCO							FERRARI 1512 1964						
Lawrence AURIANA													
1	2:45.471	1:10.360	57.661	37.450	72.6	2:45.471	1	3:29.075	1:40.789	1:03.896	44.390	57.5	3:29.075
2	2:00.386	36.534	50.597	33.255	99.8	4:45.857	2	2:29.061	45.856	1:02.110	41.095	80.6	5:58.136
3	4:44.840 B	33.681	52.832	3:18.327	42.2	9:30.697	3	2:22.970	43.524	58.422	41.024	84.0	8:21.106
4	2:09.517	43.342	51.646	34.529	92.8	11:40.214	4	2:29.087	44.296	1:02.459	42.332	80.6	10:50.193
5	1:54.465	34.093	47.876	32.496	105.0	13:34.679							
6	1:52.920	33.164	46.648	33.108	106.4	15:27.599							
7	2:09.116	33.249	47.520	48.347	93.0	17:36.715							
8	2:06.750	45.646	49.293	31.811	94.8	19:43.465							
9	1:50.183	32.445	46.529	31.209	109.0	21:33.648							
10	1:56.940	36.217	47.559	33.164	102.7	23:30.588							
5 Charles MCCABE							BRM P57 1962						
Charles MCCABE													
1	3:29.075	1:40.789	1:03.896	44.390	57.5	3:29.075	1	3:29.075	1:40.789	1:03.896	44.390	57.5	3:29.075
2	2:29.061	45.856	1:02.110	41.095	80.6	5:58.136	2	2:29.061	45.856	1:02.110	41.095	80.6	5:58.136
3	2:22.970	43.524	58.422	41.024	84.0	8:21.106	3	2:22.970	43.524	58.422	41.024	84.0	8:21.106
4	2:29.087	44.296	1:02.459	42.332	80.6	10:50.193	4	2:29.087	44.296	1:02.459	42.332	80.6	10:50.193



15^e GRAND PRIX DE MONACO HISTORIQUE | 24-26 AVRIL 2026



RACE B GRAHAM HILL – Rear-engine, 1500, F1 Grand Prix cars from 1961 to 1965 and F2 from 1956 to 1960

Free Practice Sector Analysis

Lap under Red Flag

— Invalidated Lap

■ Personal Best

■ Session Best

B Crossing the pit lane

Tour Lap	Temps Time	Secteur 1 Sector 1	Secteur 2 Sector 2	Secteur 3 Sector 3	Vitesse Speed	Heure Elapsed
5	2:21.454	42.355	59.133	39.966	84.9	13:11.647
6	2:20.034	41.040	57.267	41.727	85.8	15:31.681
7	2:26.110	41.002	58.333	46.775	82.2	17:57.791
8	2:23.762	44.517	58.366	40.879	83.6	20:21.553
9	2:20.636	40.608	56.770	43.258	85.4	22:42.189
10	2:19.930	42.323	57.763	39.844	85.9	25:02.119
11	2:27.921	42.719	1:03.966	41.236	81.2	27:30.040
12	2:24.972	43.080	57.371	44.521	82.9	29:55.012

6

● Katsuaki KUBOTA

● Katsuaki KUBOTA

LOTUS 25 (CLIMAX) 1962

1	2:50.688	1:12.752	58.997	38.939	70.4	2:50.688
2	2:07.521	38.355	54.322	34.844	94.2	4:58.209
3	2:03.351	36.566	52.317	34.468	97.4	7:01.560
4	2:02.156	37.122	51.294	33.740	98.3	9:03.716
5	1:58.956	35.362	50.879	32.715	101.0	11:02.672
6	1:57.682	34.866	49.807	33.009	102.1	13:00.354
7	1:58.856	36.816	48.986	33.054	101.1	14:59.210
8	1:56.570	35.069	49.345	32.156	103.1	16:55.780
9	2:06.243	40.442	52.125	33.676	95.2	19:02.023
10	1:55.061	34.853	48.395	31.813	104.4	20:57.084
11	1:54.686	34.426	48.165	32.095	104.7	22:51.770
12	1:57.101	35.647	49.092	32.362	102.6	24:48.871
13	2:00.542	33.834	52.339	34.369	99.7	26:49.413
14	1:55.662	34.840	48.937	31.885	103.9	28:45.075

7

🇬🇧 Mark SHAW

🇬🇧 Mark SHAW

LOTUS 21 (CLIMAX) 1961

1	2:40.417	1:10.885	54.597	34.935	74.9	2:40.417
2	1:56.978	34.309	50.032	32.637	102.7	4:37.395
3	1:57.176	34.503	48.620	34.053	102.5	6:34.571
4	1:53.692	34.029	47.671	31.992	105.7	8:28.263
5	1:56.900	34.267	48.537	34.096	102.8	10:25.163

Tour Lap	Temps Time	Secteur 1 Sector 1	Secteur 2 Sector 2	Secteur 3 Sector 3	Vitesse Speed	Heure Elapsed
6	1:52.736	33.419	47.202	32.115	106.6	12:17.899
7	1:52.471	33.585	47.262	31.624	106.8	14:10.370
8	3:13.816 B	35.164	49.228	1:49.424	62.0	17:24.186
9	2:17.355	51.886	50.836	34.633	87.5	19:41.541
10	1:55.898	33.292	49.869	32.737	103.7	21:37.439
11	1:54.835	36.138	47.255	31.442	104.6	23:32.274
12	1:52.237	33.652	46.839	31.746	107.0	25:24.511
13	1:58.210	33.074	50.024	35.112	101.6	27:22.721
14	2:01.765	35.019	49.745	37.001	98.7	29:24.486
15	2:18.640	40.516	50.508	47.616	86.7	31:43.126

8

🇬🇧 Nick TAYLOR

🇬🇧 Nick TAYLOR

LOTUS 18 (CLIMAX) 1960

1	2:29.964	56.695	56.240	37.029	80.1	2:29.964
2	2:04.464	37.008	52.223	35.233	96.5	4:34.428
3	2:04.211	37.651	51.666	34.894	96.7	6:38.639
4	2:01.069	35.941	50.897	34.231	99.2	8:39.708
5	2:05.229	36.393	52.156	36.680	95.9	10:44.937
6	2:03.097	36.966	51.110	35.021	97.6	12:48.034
7	2:00.027	35.684	50.416	33.927	100.1	14:48.061
8	1:59.611	35.637	50.291	33.683	100.4	16:47.672
9	2:15.903	43.533	57.983	34.387	88.4	19:03.575
10	1:59.219	35.554	50.154	33.511	100.8	21:02.794
11	1:59.093	35.434	50.308	33.351	100.9	23:01.887
12	2:01.252	36.595	51.051	33.606	99.1	25:03.139
13	2:03.329	35.440	54.439	33.450	97.4	27:06.468
14	1:58.674	36.079	49.238	33.357	101.2	29:05.142
15	2:01.421	35.806	49.080	36.535	98.9	31:06.563

9

🇦🇺 Stephan JOEBSTL

🇦🇺 Stephan JOEBSTL

LOTUS 18 (CLIMAX) 1959

1	2:59.857	1:21.860	54.948	43.049	66.8	2:59.857
2	2:09.948	37.632	55.973	36.343	92.4	5:09.805



RACE B GRAHAM HILL – Rear-engine, 1500, F1 Grand Prix cars from 1961 to 1965 and F2 from 1956 to 1960

Free Practice Sector Analysis

Lap under Red Flag — Invalidated Lap ■ Personal Best ■ Session Best B Crossing the pit lane

Tour Lap	Temps Time	Secteur 1 Sector 1	Secteur 2 Sector 2	Secteur 3 Sector 3	Vitesse Speed	Heure Elapsed	Tour Lap	Temps Time	Secteur 1 Sector 1	Secteur 2 Sector 2	Secteur 3 Sector 3	Vitesse Speed	Heure Elapsed
3	2:11.837	37.339	58.359	36.139	91.1	7:21.642	3	2:06.335	37.108	53.548	35.679	95.1	7:16.940
4	2:13.761	38.372	56.072	39.317	89.8	9:35.403	4	2:00.931	36.475	50.651	33.805	99.3	9:17.871
5	2:05.242	37.197	52.573	35.472	95.9	11:40.645	5	2:02.074	35.244	53.159	33.671	98.4	11:19.945
6	2:03.117	36.768	51.668	34.681	97.6	13:43.762	6	1:59.058	35.683	50.100	33.275	100.9	13:19.003
7	2:03.074	35.770	51.916	35.388	97.6	15:46.836	7	2:00.350	35.368	51.107	33.875	99.8	15:19.353
8	2:13.451	36.539	52.960	43.952	90.0	18:00.287	8	2:26.110	36.175	51.213	58.722	82.2	17:45.463
9	2:03.276	37.924	51.461	33.891	97.4	20:03.563	9	2:07.080	42.880	49.698	34.502	94.5	19:52.543
10	2:02.545	36.683	51.610	34.252	98.0	22:06.108	10	■ 1:57.757	■ 34.753	■ 49.326	33.678	102.0	21:50.300
11	2:02.100	37.018	50.557	34.525	98.4	24:08.208	11	2:05.467	39.658	51.533	34.276	95.7	23:55.767
12	1:59.547	■ 35.244	50.183	34.120	100.5	26:07.755	12	2:06.843	35.238	51.998	39.607	94.7	26:02.610
13	■ 1:59.291	35.255	■ 49.904	34.132	100.7	28:07.046	13	1:58.981	35.723	50.097	■ 33.161	101.0	28:01.591
14	2:00.204	35.960	50.788	■ 33.456	99.9	30:07.250	14	2:01.983	37.583	50.203	34.197	98.5	30:03.574

14 **Richard WILSON**
 Richard WILSON COOPER T60 1961

1	2:46.668	1:11.701	57.457	37.510	72.1	2:46.668
2	2:07.243	37.365	53.395	36.483	94.4	4:53.911
3	2:02.807	36.364	51.726	34.717	97.8	6:56.718
4	2:02.491	35.699	51.482	35.310	98.1	8:59.209
5	2:02.536	36.310	51.125	35.101	98.0	11:01.745
6	1:58.381	34.739	49.800	33.842	101.5	13:00.126
7	2:02.893	38.079	48.996	35.818	97.8	15:03.019
8	■ 1:56.860	34.692	■ 48.664	33.504	102.8	16:59.879
9	2:15.898	49.127	53.365	33.406	88.4	19:15.777
10	1:57.884	■ 34.627	50.106	33.151	101.9	21:13.661
11	4:32.986	3:07.069	51.339	34.578	44.0	25:46.647
12	1:58.813	36.789	49.183	■ 32.841	101.1	27:45.460
13	2:03.478	37.749	50.477	35.252	97.3	29:48.938

15 **Dan COLLINS**
 CLASSIC TEAM LOTUS LTD LOTUS 21 (CLIMAX) 1961

1	3:02.472	1:28.253	56.654	37.565	65.8	3:02.472
2	2:08.133	39.391	53.312	35.430	93.8	5:10.605

17 **Ben MITCHELL**
 John CLARK COOPER T56 (CLIMAX) 1961

1	2:31.720	59.581	55.878	36.261	79.2	2:31.720
2	2:03.206	36.448	52.451	34.307	97.5	4:34.926
3	2:01.258	36.337	50.402	34.519	99.1	6:36.184
4	1:59.665	34.392	49.106	36.167	100.4	8:35.849
5	2:01.132	34.317	53.291	33.524	99.2	10:36.981
6	1:55.651	33.986	49.025	■ 32.640	103.9	12:32.632
7	3:56.651 B	33.197	49.987	2:33.467	50.8	16:29.283
8	2:19.110	43.345	1:02.159	33.606	86.4	18:48.393
9	1:55.287	34.044	48.421	32.822	104.2	20:43.680
10	1:55.038	33.174	48.369	33.495	104.4	22:38.718
11	1:55.591	34.247	■ 47.912	33.432	103.9	24:34.309
12	■ 1:54.201	■ 33.034	48.505	32.662	105.2	26:28.510
13	2:02.096	37.047	52.326	32.723	98.4	28:30.606
14	1:59.782	35.538	49.837	34.407	100.3	30:30.388

18 **Flavio PUCCINELLI**
 Flavio PUCCINELLI COOPER T53 (CLIMAX) 1960

1	3:26.389	1:41.660	1:03.745	40.984	58.2	3:26.389
---	----------	----------	----------	--------	------	----------



RACE B GRAHAM HILL – Rear-engine, 1500, F1 Grand Prix cars from 1961 to 1965 and F2 from 1956 to 1960

Free Practice Sector Analysis

Lap under Red Flag

— Invalidated Lap

■ Personal Best

■ Session Best

B Crossing the pit lane

Tour Lap	Temps Time	Secteur 1 Sector 1	Secteur 2 Sector 2	Secteur 3 Sector 3	Vitesse Speed	Heure Elapsed
2	2:13.757	40.160	56.471	37.126	89.8	5:40.146
3	2:10.085	38.824	54.763	36.498	92.3	7:50.231
4	2:07.698	38.280	53.102	36.316	94.1	9:57.929
5	2:06.218	37.584	53.462	35.172	95.2	12:04.147
6	2:03.396	36.408	52.098	34.890	97.4	14:07.543
7	2:05.398	36.754	53.329	35.315	95.8	16:12.941
8	2:22.283	39.447	1:05.834	37.002	84.4	18:35.224
9	2:00.680	35.876	50.798	34.006	99.5	20:35.904
10	2:04.111	35.750	50.756	37.605	96.8	22:40.015
11	2:04.906	37.105	51.808	35.993	96.2	24:44.921
12	2:44.324	35.905	1:32.315	36.104	73.1	27:29.245
13	2:02.642	37.056	50.812	34.774	98.0	29:31.887
14	2:01.764	36.461	50.076	35.227	98.7	31:33.651

19 Paul THOMAS						
Paul THOMAS SCIROCCO BRM 1963						
Tour Lap	Temps Time	Secteur 1 Sector 1	Secteur 2 Sector 2	Secteur 3 Sector 3	Vitesse Speed	Heure Elapsed
1	2:47.598	1:08.043	59.213	40.342	71.7	2:47.598
2	2:18.704	41.682	1:00.036	36.986	86.6	5:06.302
3	2:11.458	36.921	55.895	38.642	91.4	7:17.760
4	2:03.520	37.309	51.006	35.205	97.3	9:21.280
5	2:03.259	36.493	52.177	34.589	97.5	11:24.539
6	2:01.721	36.408	50.865	34.448	98.7	13:26.260
7	2:01.896	36.158	50.662	35.076	98.6	15:28.156
8	2:09.831	36.864	49.337	43.630	92.5	17:37.987
9	2:17.344	48.212	51.023	38.109	87.5	19:55.331
10	1:59.040	35.223	50.350	33.467	100.9	21:54.371
11	2:02.081	38.275	49.754	34.052	98.4	23:56.452
12	2:00.548	36.233	48.996	35.319	99.7	25:57.000
13	1:57.177	35.118	48.821	33.238	102.5	27:54.177
14	1:59.949	35.961	50.596	33.392	100.2	29:54.126
15	2:00.252	37.143	49.831	33.278	99.9	31:54.378

20 Teifion SALISBURY						
Teifion SALISBURY LOTUS 18 (CLIMAX) 1961						
Tour Lap	Temps Time	Secteur 1 Sector 1	Secteur 2 Sector 2	Secteur 3 Sector 3	Vitesse Speed	Heure Elapsed
1	3:01.651	1:25.264	58.524	37.863	66.1	3:01.651
2	2:11.192	39.411	55.187	36.594	91.6	5:12.843
3	2:12.422	37.983	57.959	36.480	90.7	7:25.265
4	2:09.090	37.780	53.588	37.722	93.1	9:34.355
5	<u>2:05.016</u>	37.614	52.874	34.528	96.1	11:39.371
6	2:05.713	38.126	52.485	35.102	95.6	13:45.084
7	2:03.580	36.739	51.017	35.824	97.2	15:48.664
8	2:13.563	37.297	52.877	43.389	89.9	18:02.227
9	2:05.189	39.519	50.985	34.685	96.0	20:07.416
10	2:08.418	36.672	55.459	36.287	93.5	22:15.834
11	2:06.474	39.135	52.803	34.536	95.0	24:22.308
12	1:59.693	36.146	49.760	33.787	100.4	26:22.001
13	<u>2:02.206</u>	37.337	50.359	34.510	98.3	28:24.207
14	<u>2:02.743</u>	37.891	50.346	34.506	97.9	30:26.950

21 Erik STAES						
Erik STAES LOTUS 18/21 (CLIMAX) 1961						
Tour Lap	Temps Time	Secteur 1 Sector 1	Secteur 2 Sector 2	Secteur 3 Sector 3	Vitesse Speed	Heure Elapsed
1	3:34.284	1:47.495	1:04.057	42.732	56.1	3:34.284
2	2:24.840	43.518	1:00.522	40.800	82.9	5:59.124
3	2:15.741	40.501	56.149	39.091	88.5	8:14.865
4	2:17.147	39.428	56.245	41.474	87.6	10:32.012
5	2:16.581	39.710	57.298	39.573	88.0	12:48.593
6	2:14.336	38.500	55.308	40.528	89.4	15:02.929
7	2:22.082	39.836	57.426	44.820	84.6	17:25.011
8	2:32.826	54.960	56.653	41.213	78.6	19:57.837
9	2:20.086	41.153	1:00.166	38.767	85.8	22:17.923
10	2:16.175	41.380	56.762	38.033	88.2	24:34.098
11	2:15.998	41.016	56.661	38.321	88.3	26:50.096
12	2:15.654	41.363	55.955	38.336	88.6	29:05.750
13	2:18.003	41.824	56.224	39.955	87.1	31:23.753



15^e GRAND PRIX DE MONACO HISTORIQUE | 24-26 AVRIL 2026



RACE B GRAHAM HILL – Rear-engine, 1500, F1 Grand Prix cars from 1961 to 1965 and F2 from 1956 to 1960

Free Practice Sector Analysis

Lap under Red Flag

— Invalidated Lap

■ Personal Best

■ Session Best

B Crossing the pit lane

Tour Lap	Temps Time	Secteur 1 Sector 1	Secteur 2 Sector 2	Secteur 3 Sector 3	Vitesse Speed	Heure Elapsed
22		Lee MOWLE				
		Lee MOWLE LOTUS 24 (CLIMAX) 1962				
1	2:52.276	1:19.351	56.339	36.586	69.7	2:52.276
2	2:08.782	37.536	56.052	35.194	93.3	5:01.058
3	2:00.971	35.450	51.051	34.470	99.3	7:02.029
4	1:59.619	35.823	50.262	33.534	100.4	9:01.648
5	1:59.419	35.969	49.617	33.833	100.6	11:01.067
6	1:56.973	34.324	49.719	32.930	102.7	12:58.040
7	2:00.902	35.865	50.563	34.474	99.4	14:58.942
8	1:58.677	34.757	50.685	33.235	101.2	16:57.619
9	2:14.288	50.488	51.455	32.345	89.5	19:11.907
10	1:56.512	34.733	49.235	32.544	103.1	21:08.419
11	1:56.039	34.606	49.043	32.390	103.5	23:04.458
12	1:57.171	35.098	49.340	32.733	102.5	25:01.629
13	2:01.107	34.081	53.182	33.844	99.2	27:02.736
14	2:00.309	36.670	49.020	34.619	99.9	29:03.045
15	2:00.033	36.055	49.004	34.974	100.1	31:03.078

23		Tom DE GRES				
		Tom DE GRES BRABHAM BT14 (FORD) 1965				
1	2:49.980	1:09.484	1:01.757	38.739	70.7	2:49.980
2	2:14.972	38.330	59.728	36.914	89.0	5:04.952
3	2:13.308	37.370	56.350	39.588	90.1	7:18.260
4	2:06.406	37.807	52.941	35.658	95.0	9:24.666
5	2:05.882	36.538	53.845	35.499	95.4	11:30.548
6	2:06.853	36.618	52.438	37.797	94.7	13:37.401
7	2:15.701	37.143	54.745	43.813	88.5	15:53.102
8	3:27.414	2:00.933	51.520	34.961	57.9	19:20.516
9	2:02.818	35.419	52.233	35.166	97.8	21:23.334
10	2:05.071	38.060	51.797	35.214	96.1	23:28.405
11	2:06.553	38.508	52.182	35.863	94.9	25:34.958
12	2:03.624	36.838	51.331	35.455	97.2	27:38.582

13	2:08.620	39.457	52.997	36.166	93.4	29:47.202
14	2:07.773	39.719	50.958	37.096	94.0	31:54.975

26		Daniele PERFETTI				
		CLASSIC TEAM LOTUS LTD LOTUS 18 (CLIMAX) 1960				
1	2:53.271	1:20.138	55.915	37.218	69.3	2:53.271
2	2:08.470	37.161	55.854	35.455	93.5	5:01.741
3	2:02.957	35.893	51.796	35.268	97.7	7:04.698
4	2:05.198	37.014	52.558	35.626	96.0	9:09.896
5	2:06.558	38.034	53.332	35.192	94.9	11:16.454
6	2:07.650	40.157	51.928	35.565	94.1	13:24.104
7	2:04.286	37.549	50.707	36.030	96.7	15:28.390
8	2:22.715	39.280	51.369	52.066	84.2	17:51.105
9	2:12.015	42.595	54.168	35.252	91.0	20:03.120
10	2:03.660	37.668	51.574	34.418	97.1	22:06.780
11	2:04.163	37.688	51.403	35.072	96.8	24:10.943
12	2:08.294	39.581	53.079	35.634	93.6	26:19.237
13	2:04.698	38.767	50.544	35.387	96.3	28:23.935
14	2:05.446	40.120	50.300	35.026	95.8	30:29.381

27		Ross CURNOW				
		Ross CURNOW GILBY Type B 1961				
1	3:04.456	1:30.233	56.635	37.588	65.1	3:04.456
2	2:09.465	38.739	53.593	37.133	92.8	5:13.921
3	2:07.427	37.706	53.513	36.208	94.3	7:21.348
4	4:19.904 B	38.461	53.375	2:48.068	46.2	11:41.252
5	16:46.370 B	47.218	54.898	...	11.9	28:27.622
6	2:16.984	47.355	53.278	36.351	87.7	30:44.606

28		Geoffrey UNDERWOOD				
		Geoffrey UNDERWOOD COOPER T56/59 1961				
1	3:34.893	1:48.955	1:04.977	40.961	55.9	3:34.893
2	2:16.613	42.152	56.525	37.936	87.9	5:51.506



15^e GRAND PRIX DE MONACO HISTORIQUE | 24-26 AVRIL 2026



RACE B GRAHAM HILL – Rear-engine, 1500, F1 Grand Prix cars from 1961 to 1965 and F2 from 1956 to 1960

Free Practice Sector Analysis

Lap under Red Flag

— Invalidated Lap

■ Personal Best

■ Session Best

B Crossing the pit lane

Tour Lap	Temps Time	Secteur 1 Sector 1	Secteur 2 Sector 2	Secteur 3 Sector 3	Vitesse Speed	Heure Elapsed
3	2:08.791	38.467	53.971	36.353	93.3	8:00.297
4	4:48.795 B	38.462	55.413	3:14.920	41.6	12:49.092
5	2:23.661	46.265	1:01.490	35.906	83.6	15:12.753
6	6:53.745 B	38.125	58.572	5:17.048	29.0	22:06.498
7	3:17.427 B	51.489	1:01.240	1:24.698	60.8	25:23.925
8	2:13.302	42.807	54.698	35.797	90.1	27:37.227
9	2:10.819	41.656	53.493	35.670	91.8	29:48.046
10	2:15.397	42.828	53.873	38.696	88.7	32:03.443

34	Maxime CASTELEIN	LOTUS 18 (CLIMAX) 1960				
	Maxime CASTELEIN					
1	2:47.016	1:12.156	58.192	36.668	71.9	2:47.016
2	2:06.608	37.677	53.414	35.517	94.9	4:53.624
3	2:01.584	35.792	51.706	34.086	98.8	6:55.208
4	2:03.753	35.503	52.711	35.539	97.1	8:58.961

36	Stuart HALL	LOTUS 21 (CLIMAX) 1961				
	Roald GOETHE					
1	2:24.583	52.054	57.158	35.371	83.1	2:24.583
2	2:01.424	35.541	52.014	33.869	98.9	4:26.007
3	1:59.068	34.902	50.863	33.303	100.9	6:25.075
4	2:09.843	40.279	51.180	38.384	92.5	8:34.918
5	2:03.339	34.723	54.308	34.308	97.4	10:38.257
6	1:54.668	33.761	48.458	32.449	104.8	12:32.925
7	2:03.279	35.632	49.634	38.013	97.4	14:36.204
8	1:55.437	34.430	48.435	32.572	104.1	16:31.641
9	2:15.571	42.799	59.606	33.166	88.6	18:47.212
10	2:00.486	38.535	49.734	32.217	99.7	20:47.698
11	8:56.138 B	34.907	48.300	7:32.931	22.4	29:43.836
12	2:03.597	42.553	48.485	32.559	97.2	31:47.433

69	MISTER JOHN OF B	LOLA MK4 (CLIMAX) 1962				
	MISTER JOHN OF B					

Tour Lap	Temps Time	Secteur 1 Sector 1	Secteur 2 Sector 2	Secteur 3 Sector 3	Vitesse Speed	Heure Elapsed
1	2:27.362	54.621	55.434	37.307	81.5	2:27.362
2	2:05.089	37.341	51.817	35.931	96.0	4:32.451
3	3:52.645 B	36.257	51.174	2:25.214	51.6	8:25.096

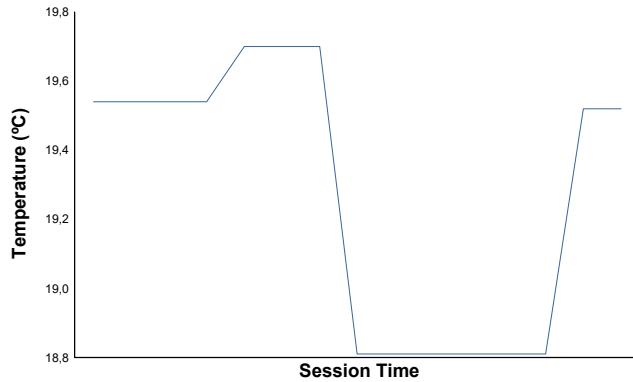
80	Philippe BONNY	BRABHAM BT2 (FORD) 1963				
	Philippe BONNY					
1	3:26.115	1:39.081	1:04.394	42.640	58.3	3:26.115
2	2:28.324	44.244	1:02.514	41.566	81.0	5:54.439
3	2:17.830	42.373	56.835	38.622	87.2	8:12.269
4	2:29.698	41.015	56.311	52.372	80.2	10:41.967
5	2:16.084	40.734	56.088	39.262	88.3	12:58.051
6	2:16.935	41.596	58.212	37.127	87.7	15:14.986
7	2:20.666	38.002	54.914	47.750	85.4	17:35.652
8	2:25.788	55.228	54.652	35.908	82.4	20:01.440
9	2:11.685	39.018	57.265	35.402	91.2	22:13.125
10	2:12.336	41.342	55.926	35.068	90.8	24:25.461
11	2:02.666	36.520	51.284	34.862	97.9	26:28.127
12	2:04.863	37.120	53.162	34.581	96.2	28:32.990
13	2:02.924	36.843	51.408	34.673	97.7	30:35.914



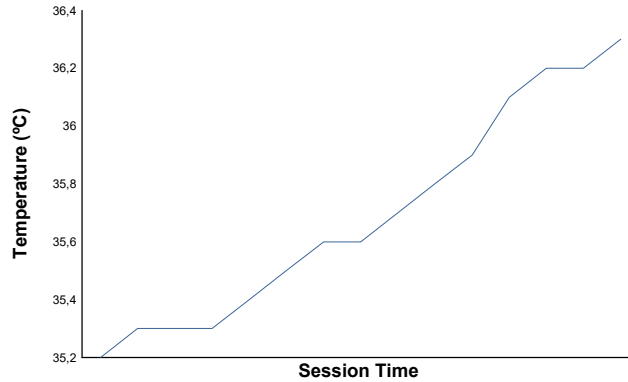
RACE B GRAHAM HILL – Rear-engine, 1500, F1 Grand Prix cars from 1961 to 1965 and F2 from 1956 to 1960

Free Practice Weather Report

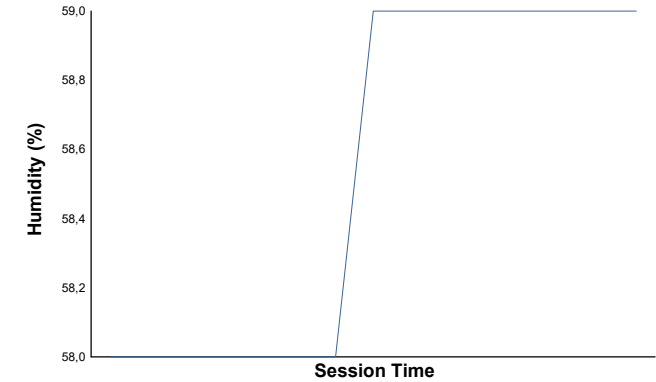
Air Temperature



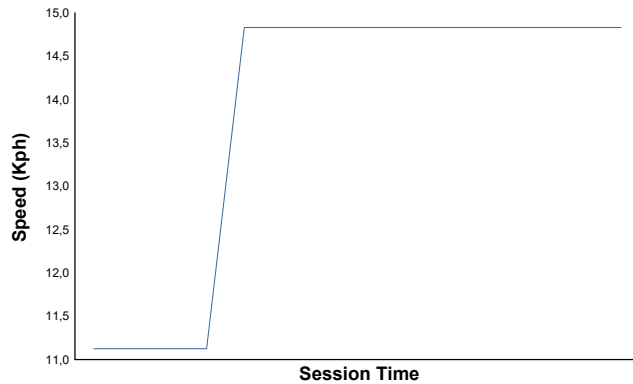
Track Temperature



Humidity

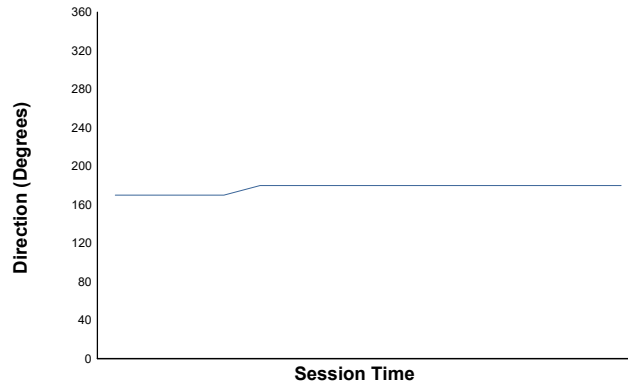


Wind Speed

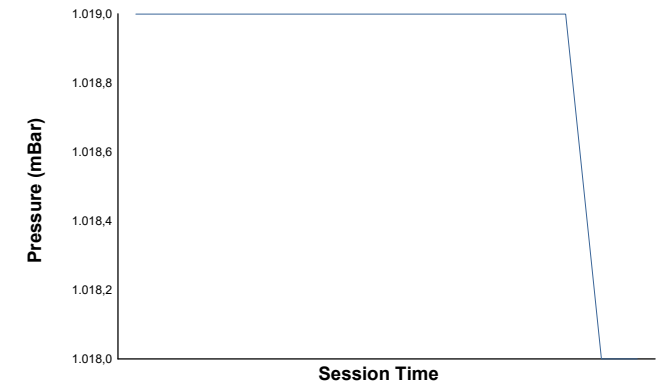


Wind Direction

North=0°/360° East=90° South=180° West=270°



Pressure



Track Status: **DRY**