



# 15<sup>e</sup> GRAND PRIX DE MONACO HISTORIQUE | 24-26 AVRIL 2026



## RACE B GRAHAM HILL – Rear-engine, 1500, F1 Grand Prix cars from 1961 to 1965 and F2 from 1956 to 1960

### Qualifying Practice Final Classification

Num Pilote No Driver	Nat Pil Dr Nat	Concurrent Competitor	Nat Con Com Nat	Classe Class	Marque Modèle - Année Type Model - Year	Temps Time	Tour Lap	Tours Laps	Ecart Gap	Vitesse Speed
1 36		HALL Stuart			LOTUS 21 (CLIMAX) 1961	1:49.091	12	12	-	110.1
2 7		SHAW Mark			LOTUS 21 (CLIMAX) 1961	1:49.553	12	14	+0.462	109.7
3 4		COLASACCO Joseph			FERRARI 1512 1964	1:50.593	5	13	+1.502	108.6
4 17		MITCHELL Ben			COOPER T56 (CLIMAX) 1961	1:50.856	7	9	+1.765	108.4
5 3		BUHOFER Philipp			BRM P261 1964	1:51.018	13	13	+1.927	108.2
6 22		MOWLE Lee			LOTUS 24 (CLIMAX) 1962	1:51.527	9	13	+2.436	107.7
7 14		WILSON Richard			COOPER T60 1961	1:54.100	12	12	+5.009	105.3
8 6		KUBOTA Katsuaki			LOTUS 25 (CLIMAX) 1962	1:54.162	8	13	+5.071	105.2
9 19		THOMAS Paul			SCIROCCO BRM 1963	1:54.389	13	13	+5.298	105.0
10 8		TAYLOR Nick			LOTUS 18 (CLIMAX) 1960	1:54.500	8	13	+5.409	104.9
11 26		PERFETTI Daniele			LOTUS 18 (CLIMAX) 1960	1:54.744	13	13	+5.653	104.7
12 15		COLLINS Dan			LOTUS 21 (CLIMAX) 1961	1:56.326	8	10	+7.235	103.3
13 18		PUCCINELLI Flavio			COOPER T53 (CLIMAX) 1960	1:56.982	10	10	+7.891	102.7
14 1		ROMANO John			BRABHAM BT11 (CLIMAX) 1964	1:58.161	12	12	+9.070	101.7
15 9		JOEBSTL Stephan			LOTUS 18 (CLIMAX) 1959	1:58.382	10	12	+9.291	101.5
16 69		MISTER JOHN OF B			LOLA MK4 (CLIMAX) 1962	1:59.744	10	12	+10.653	100.3
17 23		DE GRES Tom			BRABHAM BT14 (FORD) 1965	1:59.766	12	12	+10.675	100.3
18 20		SALISBURY Teifion			LOTUS 18 (CLIMAX) 1961	2:00.910	7	12	+11.819	99.4
19 28		UNDERWOOD Geoffrey			COOPER T56/59 1961	2:01.204	6	7	+12.113	99.1
20 2		BURATTI Federico			LOTUS 24 (BRM) 1962	2:01.218	10	11	+12.127	99.1
21 80		BONNY Philippe			BRABHAM BT2 (FORD) 1963	2:02.141	10	12	+13.050	98.4
22 27		CURNOW Ross			GILBY Type B 1961	2:02.289	2	4	+13.198	98.2
23 5		MCCABE Charles			BRM P57 1962	2:08.375	9	12	+19.284	93.6
24 21		STAES Erik			LOTUS 18/21 (CLIMAX) 1961	2:11.134	7	11	+22.043	91.6
■ Max. qual. time: 2:21.818										
34		CASTELEIN Maxime			LOTUS 18 (CLIMAX) 1960					



**RACE B GRAHAM HILL – Rear-engine, 1500, F1 Grand Prix cars from 1961 to 1965 and F2 from 1956 to 1960**

Qualifying Practice Final Classification

Num Pilote No Driver	Nat Pil Dr Nat	Concurrent Competitor	Nat Con Com Nat	Classe Class	Marque Modèle - Année Type Model - Year	Temps Time	Tour Lap	Tours Laps	Ecart Gap	Vitesse Speed
-------------------------	-------------------	--------------------------	--------------------	-----------------	--	---------------	-------------	---------------	--------------	------------------

CARS 7 - LAPS 3, 5 AND 14 DELETED DUE TO TRACK LIMITS  
 CAR 20 - LAP 3 DELETED DUE TO TRACK LIMITS  
 CAR 36 - LAP 4 DELETED DUE TO TRACK LIMITS  
 CAR 3 - LAPS 7 AND 9 DELETED DUE TO TRACK LIMITS  
 CAR 27 - LAP 5 DELETED DUE TO TRACK LIMITS  
 CARS 1, 5 AND 19 - LAP 10 DELETED DUE TO TRACK LIMITS  
 CARS 4, 6 AND 69 - LAP 12 DELETED DUE TO TRACK LIMITS  
 CAR 8 - LAP 13 DELETED DUE TO TRACK LIMITS

Published at: ...11:30.....

Track Status: **DRY**

<p><b>Stewards:</b></p> <div style="display: flex; justify-content: space-around; align-items: center;">     </div> <p style="font-size: small; text-align: center;"> <span>J.F. CALMES - Chairman of the Stewards</span> <span>C. GEFFROY - Steward</span> <span>D. MIGEON - Steward</span> <span>C. PLASSERAUD - Steward</span> </p>	<p><b>Timekeeper:</b> Alberto ESTÉBANEZ</p> 
---	---





**RACE B GRAHAM HILL – Rear-engine, 1500, F1 Grand Prix cars from 1961 to 1965 and F2 from 1956 to 1960**

**Qualifying Practice Best Sector Times**

Pos	Secteur 1 Sector 1		Secteur 2 Sector 2		Secteur 3 Sector 3		Pos	Num Pilote No Driver	Tour Idéal-Ideal Lap	M.Tour-Best Lap
	Num Pilote No Driver	Temps Time	Num Pilote No Driver	Temps Time	Num Pilote No Driver	Temps Time				
1	17 B.MITCHELL	32.148	7 M.SHAW	45.687	7 M.SHAW	30.348	1	7 M.SHAW	1:48.471	1:49.553 (2)
2	36 S.HALL	32.359	4 J.COLASACCO	45.717	36 S.HALL	30.608	2	36 S.HALL	1:49.091	1:49.091 (1)
3	7 M.SHAW	32.436	3 P.BUHOFFER	45.921	17 B.MITCHELL	31.132	3	17 B.MITCHELL	1:49.227	1:50.856 (4)
4	4 J.COLASACCO	32.607	17 B.MITCHELL	45.947	4 J.COLASACCO	31.289	4	4 J.COLASACCO	1:49.613	1:50.593 (3)
5	3 P.BUHOFFER	32.624	36 S.HALL	46.124	3 P.BUHOFFER	31.429	5	3 P.BUHOFFER	1:49.974	1:51.018 (5)
6	22 L.MOWLE	32.719	19 P.THOMAS	46.334	22 L.MOWLE	31.567	6	22 L.MOWLE	1:51.084	1:51.527 (6)
7	6 K.KUBOTA	33.382	22 L.MOWLE	46.798	6 K.KUBOTA	31.826	7	19 P.THOMAS	1:52.471	1:54.389 (9)
8	14 R.WILSON	33.748	6 K.KUBOTA	47.710	19 P.THOMAS	32.124	8	6 K.KUBOTA	1:52.918	1:54.162 (8)
9	8 N.TAYLOR	33.945	14 R.WILSON	47.721	8 N.TAYLOR	32.146	9	8 N.TAYLOR	1:53.938	1:54.500 (10)
10	19 P.THOMAS	34.013	8 N.TAYLOR	47.847	26 D.PERFETTI	32.441	10	14 R.WILSON	1:54.100	1:54.100 (7)
11	26 D.PERFETTI	34.169	26 D.PERFETTI	48.134	15 D.COLLINS	32.557	11	26 D.PERFETTI	1:54.744	1:54.744 (11)
12	15 D.COLLINS	34.482	15 D.COLLINS	48.555	14 R.WILSON	32.631	12	15 D.COLLINS	1:55.594	1:56.326 (12)
13	18 F.PUCCINELLI	34.748	27 R.CURNOW	48.764	18 F.PUCCINELLI	33.098	13	18 F.PUCCINELLI	1:56.928	1:56.982 (13)
14	69 MISTER JOHN OF B	34.944	1 J.ROMANO	49.075	69 MISTER JOHN OF B	33.521	14	27 R.CURNOW	1:57.840	2:02.289 (22)
15	1 J.ROMANO	34.948	18 F.PUCCINELLI	49.082	20 T.SALISBURY	33.607	15	1 J.ROMANO	1:58.114	1:58.161 (14)
16	23 T.DE GRES	35.086	9 S.JOEBSTL	49.264	28 G.UNDERWOOD	33.677	16	69 MISTER JOHN OF B	1:58.222	1:59.744 (16)
17	9 S.JOEBSTL	35.158	69 MISTER JOHN OF B	49.757	23 T.DE GRES	33.778	17	9 S.JOEBSTL	1:58.227	1:58.382 (15)
18	27 R.CURNOW	35.270	80 P.BONNY	50.163	9 S.JOEBSTL	33.805	18	23 T.DE GRES	1:59.235	1:59.766 (17)
19	20 T.SALISBURY	35.790	20 T.SALISBURY	50.201	27 R.CURNOW	33.806	19	20 T.SALISBURY	1:59.598	2:00.910 (18)
20	2 F.BURATTI	35.854	23 T.DE GRES	50.371	1 J.ROMANO	34.091	20	28 G.UNDERWOOD	2:00.890	2:01.204 (19)
21	28 G.UNDERWOOD	36.442	2 F.BURATTI	50.730	80 P.BONNY	34.534	21	2 F.BURATTI	2:01.180	2:01.218 (20)
22	80 P.BONNY	37.033	28 G.UNDERWOOD	50.771	2 F.BURATTI	34.596	22	80 P.BONNY	2:01.730	2:02.141 (21)
23	5 C.MCCABE	37.991	5 C.MCCABE	53.547	5 C.MCCABE	36.078	23	5 C.MCCABE	2:07.616	2:08.375 (23)
24	21 E.STAES	38.415	21 E.STAES	54.686	21 E.STAES	37.508	24	21 E.STAES	2:10.609	2:11.134 (24)



# 15<sup>e</sup> GRAND PRIX DE MONACO HISTORIQUE | 24-26 AVRIL 2026



## RACE B GRAHAM HILL – Rear-engine, 1500, F1 Grand Prix cars from 1961 to 1965 and F2 from 1956 to 1960

### Qualifying Practice Sector Analysis

Lap under Red Flag

— Invalidated Lap

■ Personal Best

■ Session Best

B Crossing the pit lane

Tour Lap	Temps Time	Secteur 1 Sector 1	Secteur 2 Sector 2	Secteur 3 Sector 3	Vitesse Speed	Heure Elapsed	Tour Lap	Temps Time	Secteur 1 Sector 1	Secteur 2 Sector 2	Secteur 3 Sector 3	Vitesse Speed	Heure Elapsed	
<b>1</b>		<b>John ROMANO</b>		BRABHAM BT11 (CLIMAX) 1964				2	1:56.713	34.102	49.355	33.256	102.9	4:19.381
		ROMANO, John						3	1:55.013	33.735	49.011	32.267	104.5	6:14.394
1	2:38.256	1:08.239	53.500	36.517	75.9	2:38.256	4	1:54.012	33.659	48.113	32.240	105.4	8:08.406	
2	2:11.967	40.522	55.367	36.078	91.0	4:50.223	5	1:52.953	33.697	47.268	31.988	106.4	10:01.359	
3	2:04.280	38.668	50.635	34.977	96.7	6:54.503	6	1:54.075	33.828	48.647	31.600	105.3	11:55.434	
4	2:01.940	36.395	51.127	34.418	98.5	8:56.443	7	1:52.814	33.990	47.395	31.429	106.5	13:48.248	
5	2:01.326	36.419	50.456	34.451	99.0	10:57.769	8	1:53.165	34.242	47.233	31.690	106.2	15:41.413	
6	2:00.458	35.972	49.755	34.731	99.7	12:58.227	9	1:51.490	33.707	45.921	31.862	107.8	17:32.903	
7	2:01.046	37.629	49.295	34.122	99.2	14:59.273	10	1:55.191	33.323	49.617	32.251	104.3	19:28.094	
8	1:59.704	35.645	49.968	34.091	100.4	16:58.977	11	1:54.468	33.598	48.903	31.967	104.9	21:22.562	
9	2:00.908	36.683	49.639	34.586	99.4	18:59.885	12	1:55.442	35.465	48.050	31.927	104.1	23:18.004	
10	2:05.339	35.795	53.847	35.697	95.8	21:05.224	13	1:51.018	32.624	46.808	31.586	108.2	25:09.022	
11	1:59.206	35.599	49.181	34.426	100.8	23:04.430								
12	1:58.161	34.948	49.075	34.138	101.7	25:02.591								
<b>2</b>		<b>Federico BURATTI</b>		LOTUS 24 (BRM) 1962				<b>4</b>		<b>Joseph COLASACCO</b>		FERRARI 1512 1964		
		BURATTI, Federico								AURIANA, Lawrence				
1	3:12.744	1:33.778	58.364	40.602	62.3	3:12.744	1	2:34.539	1:05.185	52.430	36.924	77.7	2:34.539	
2	2:07.447	40.383	52.317	34.747	94.3	5:20.191	2	1:54.658	34.670	47.859	32.129	104.8	4:29.197	
3	2:02.838	36.342	51.884	34.612	97.8	7:23.029	3	1:52.846	33.546	47.411	31.889	106.5	6:22.043	
4	2:03.427	37.398	50.931	35.098	97.3	9:26.456	4	1:52.042	33.148	47.017	31.877	107.2	8:14.085	
5	2:06.303	37.497	53.537	35.269	95.1	11:32.759	5	1:50.593	32.758	46.546	31.289	108.6	10:04.678	
6	2:03.832	36.796	51.256	35.780	97.0	13:36.591	6	1:53.378	32.717	48.895	31.766	106.0	11:58.056	
7	2:07.081	37.163	51.289	38.629	94.5	15:43.672	7	1:50.737	32.784	46.602	31.351	108.5	13:48.793	
8	2:05.405	35.854	51.959	37.592	95.8	17:49.077	8	1:51.755	32.617	46.944	32.194	107.5	15:40.548	
9	2:12.697	39.855	56.236	36.606	90.5	20:01.774	9	1:51.357	33.022	45.717	32.618	107.9	17:31.905	
10	2:01.218	35.892	50.730	34.596	99.1	22:02.992	10	1:55.679	32.962	50.097	32.620	103.8	19:27.584	
11	2:19.060	43.157	57.473	38.430	86.4	24:22.052	11	1:54.652	33.502	48.846	32.304	104.8	21:22.236	
							12	1:53.628	34.747	47.213	31.668	105.7	23:15.864	
							13	1:52.142	32.607	46.420	33.115	107.1	25:08.006	
<b>3</b>		<b>Philipp BUHOFER</b>		BRM P261 1964				<b>5</b>		<b>Charles MCCABE</b>		BRM P57 1962		
		BUHOFER, Philipp								MCCABE, Charles				
1	2:22.668	56.187	51.689	34.792	84.2	2:22.668	1	2:48.613	1:13.371	57.344	37.898	71.2	2:48.613	
							2	2:17.859	43.719	56.833	37.307	87.1	5:06.472	



# 15<sup>e</sup> GRAND PRIX DE MONACO HISTORIQUE | 24-26 AVRIL 2026



## RACE B GRAHAM HILL – Rear-engine, 1500, F1 Grand Prix cars from 1961 to 1965 and F2 from 1956 to 1960

### Qualifying Practice Sector Analysis

Lap under Red Flag    — Invalidated Lap    ■ Personal Best    ■ Session Best    B Crossing the pit lane

Tour Lap	Temps Time	Secteur 1 Sector 1	Secteur 2 Sector 2	Secteur 3 Sector 3	Vitesse Speed	Heure Elapsed	Tour Lap	Temps Time	Secteur 1 Sector 1	Secteur 2 Sector 2	Secteur 3 Sector 3	Vitesse Speed	Heure Elapsed
3	2:14.556	41.790	55.780	36.986	89.3	7:21.028	5	<u>1:51.394</u>	32.891	46.952	31.551	107.8	9:34.303
4	2:16.102	41.835	55.627	38.640	88.3	9:37.130	6	1:51.941	33.029	47.046	31.866	107.3	11:26.244
5	2:13.518	40.549	56.037	36.932	90.0	11:50.648	7	1:56.527	35.798	47.781	32.948	103.1	13:22.771
6	2:14.973	40.900	57.181	36.892	89.0	14:05.621	8	1:53.521	33.312	47.964	32.245	105.8	15:16.292
7	2:10.880	38.962	54.109	37.809	91.8	16:16.501	9	1:52.505	<b>32.436</b>	46.807	33.262	106.8	17:08.797
8	2:10.549	38.074	55.844	36.631	92.0	18:27.050	10	1:50.582	32.761	46.352	31.469	108.6	18:59.379
9	<b>2:08.375</b>	38.419	53.594	36.362	93.6	20:35.425	11	2:01.809	33.832	54.110	33.867	98.6	21:01.188
10	<u>2:07.885</u>	38.260	<b>53.547</b>	<b>36.078</b>	93.9	22:43.310	12	<b>1:49.553</b>	32.711	46.080	30.762	109.7	22:50.741
11	2:10.237	<b>37.991</b>	55.094	37.152	92.2	24:53.547	13	1:55.953	36.326	48.087	31.540	103.6	24:46.694
12	2:10.984	39.039	54.788	37.157	91.7	27:04.531	14	<u>1:48.630</u>	32.595	<b>45.687</b>	<b>30.348</b>	110.6	26:35.324

**6** ● **Katsuaki KUBOTA**  
● KUBOTA, Katsuaki    LOTUS 25 (CLIMAX) 1962

1	2:13.450	48.489	50.524	34.437	90.0	2:13.450
2	1:56.754	35.096	49.011	32.647	102.9	4:10.204
3	1:55.830	34.643	48.523	32.664	103.7	6:06.034
4	1:55.994	34.774	48.865	32.355	103.6	8:02.028
5	1:54.910	34.220	48.428	32.262	104.5	9:56.938
6	1:54.554	34.440	48.124	31.990	104.9	11:51.492
7	1:55.146	34.476	48.312	32.358	104.3	13:46.638
8	<b>1:54.162</b>	33.498	47.717	32.947	105.2	15:40.800
9	1:55.798	36.262	<b>47.710</b>	<b>31.826</b>	103.7	17:36.598
10	1:55.132	<b>33.382</b>	48.649	33.101	104.3	19:31.730
11	1:54.761	33.736	48.521	32.504	104.7	21:26.491
12	<u>1:58.053</u>	34.977	48.182	34.894	101.8	23:24.544
13	2:01.896	33.925	48.744	39.227	98.6	25:26.440

**7** 🇬🇧 **Mark SHAW**  
🇬🇧 SHAW, Mark    LOTUS 21 (CLIMAX) 1961

1	2:08.227	46.916	49.236	32.075	93.7	2:08.227
2	1:51.828	33.572	47.106	31.150	107.4	4:00.055
3	<u>1:51.321</u>	33.494	46.399	31.428	107.9	5:51.376
4	1:51.533	33.133	46.694	31.706	107.7	7:42.909

**8** 🇬🇧 **Nick TAYLOR**  
🇬🇧 TAYLOR, Nick    LOTUS 18 (CLIMAX) 1960

1	2:14.764	50.833	50.098	33.833	89.1	2:14.764
2	1:57.245	34.988	49.301	32.956	102.5	4:12.009
3	1:56.837	34.914	48.619	33.304	102.8	6:08.846
4	1:56.164	34.377	48.752	33.035	103.4	8:05.010
5	1:55.707	34.549	48.575	32.583	103.8	10:00.717
6	1:59.502	35.850	50.721	32.931	100.5	12:00.219
7	1:55.350	34.493	48.584	32.273	104.1	13:55.569
8	<b>1:54.500</b>	34.460	<b>47.847</b>	32.193	104.9	15:50.069
9	1:56.205	<b>33.945</b>	48.351	33.909	103.4	17:46.274
10	1:54.974	34.872	47.956	<b>32.146</b>	104.5	19:41.248
11	1:55.603	34.456	48.595	32.552	103.9	21:36.851
12	1:59.029	35.133	50.231	33.665	100.9	23:35.880
13	<u>1:58.835</u>	34.413	51.116	33.306	101.1	25:34.715

**9** 🇦🇺 **Stephan JOEBSTL**  
🇦🇺 JOEBSTL, Stephan    LOTUS 18 (CLIMAX) 1959

1	2:45.256	1:15.754	53.490	36.012	72.7	2:45.256
2	2:10.322	36.412	52.896	41.014	92.2	4:55.578
3	2:08.371	38.625	54.089	35.657	93.6	7:03.949
4	2:02.846	<b>35.158</b>	52.956	34.732	97.8	9:06.795





RACE B GRAHAM HILL – Rear-engine, 1500, F1 Grand Prix cars from 1961 to 1965 and F2 from 1956 to 1960



Qualifying Practice Sector Analysis

Lap under Red Flag    — Invalidated Lap    ■ Personal Best    ■ Session Best    ■ B Crossing the pit lane

Tour Lap	Temps Time	Secteur 1 Sector 1	Secteur 2 Sector 2	Secteur 3 Sector 3	Vitesse Speed	Heure Elapsed
5	2:00.309	36.069	50.015	34.225	99.9	11:07.104
6	2:02.042	37.001	50.547	34.494	98.4	13:09.146
7	2:00.235	35.766	50.114	34.355	99.9	15:09.381
8	2:02.141	35.542	50.050	36.549	98.4	17:11.522
9	1:59.083	35.243	49.538	34.302	100.9	19:10.605
10	<span style="color: green;">1:58.382</span>	35.248	49.329	<span style="color: green;">33.805</span>	101.5	21:08.987
11	2:00.331	36.897	<span style="color: green;">49.264</span>	34.170	99.8	23:09.318
12	1:58.972	35.670	49.399	33.903	101.0	25:08.290



**14**  **Richard WILSON**  
 WILSON, Richard COOPER T60 1961

1	2:24.890	59.690	51.052	34.148	82.9	2:24.890
2	1:56.700	34.954	48.335	33.411	102.9	4:21.590
3	1:56.583	34.579	48.474	33.530	103.0	6:18.173
4	1:56.135	34.735	48.442	32.958	103.4	8:14.308
5	1:56.614	34.874	48.633	33.107	103.0	10:10.922
6	3:11.830 <span style="color: red;">B</span>	35.203	49.185	1:47.442	62.6	13:22.752
7	2:08.190	39.886	52.692	35.612	93.7	15:30.942
8	1:55.749	34.111	48.808	32.830	103.8	17:26.691
9	1:59.067	35.859	49.763	33.445	100.9	19:25.758
10	1:56.385	34.295	49.165	32.925	103.2	21:22.143
11	1:56.016	34.210	48.564	33.242	103.5	23:18.159
12	<span style="color: green;">1:54.100</span>	<span style="color: green;">33.748</span>	<span style="color: green;">47.721</span>	<span style="color: green;">32.631</span>	105.3	25:12.259



**15**  **Dan COLLINS**  
 CLASSIC TEAM LOTUS LTD LOTUS 21 (CLIMAX) 1961

1	3:13.359	1:29.659	1:04.075	39.625	62.1	3:13.359
2	6:51.207 <span style="color: red;">B</span>	45.252	1:01.833	5:04.122	29.2	10:04.566
3	2:10.241	44.486	50.521	35.234	92.2	12:14.807
4	1:59.943	36.550	49.674	33.719	100.2	14:14.750
5	1:58.805	35.839	48.990	33.976	101.1	16:13.555
6	1:57.276	34.929	49.398	32.949	102.4	18:10.831
7	1:58.301	35.518	48.809	33.974	101.5	20:09.132



8	<span style="color: green;">1:56.326</span>	<span style="color: green;">34.482</span>	48.888	32.956	103.3	22:05.458
9	1:58.592	34.869	<span style="color: green;">48.555</span>	35.168	101.3	24:04.050
10	1:56.613	34.937	49.119	<span style="color: green;">32.557</span>	103.0	26:00.663

**17**  **Ben MITCHELL**  
 CLARK, John COOPER T56 (CLIMAX) 1961

1	2:21.146	54.810	49.249	37.087	85.1	2:21.146
2	1:51.181	32.680	47.026	31.475	108.1	4:12.327
3	1:55.890	34.368	48.238	33.284	103.7	6:08.217
4	1:52.115	33.044	47.442	31.629	107.2	8:00.332
5	1:51.388	32.163	46.518	32.707	107.9	9:51.720
6	1:51.174	32.502	47.540	<span style="color: green;">31.132</span>	108.1	11:42.894
7	<span style="color: green;">1:50.856</span>	32.370	46.635	31.851	108.4	13:33.750
8	2:04.446	36.904	52.566	34.976	96.5	15:38.196
9	1:51.464	<span style="color: purple;">32.148</span>	<span style="color: green;">45.947</span>	33.369	107.8	17:29.660

**18**  **Flavio PUCCINELLI**  
 PUCCINELLI, Flavio COOPER T53 (CLIMAX) 1960

1	2:49.221	1:17.000	55.052	37.169	71.0	2:49.221
2	2:12.699	41.145	54.672	36.882	90.5	5:01.920
3	2:04.288	36.672	52.822	34.794	96.7	7:06.208
4	2:05.326	36.971	52.534	35.821	95.9	9:11.534
5	2:02.740	37.056	50.660	35.024	97.9	11:14.274
6	2:02.113	35.710	50.790	35.613	98.4	13:16.387
7	2:02.312	36.391	50.409	35.512	98.2	15:18.699
8	1:59.241	35.099	50.500	33.642	100.7	17:17.940
9	1:57.880	35.432	49.350	<span style="color: green;">33.098</span>	101.9	19:15.820
10	<span style="color: green;">1:56.982</span>	<span style="color: green;">34.748</span>	<span style="color: green;">49.082</span>	33.152	102.7	21:12.802

**19**  **Paul THOMAS**  
 THOMAS, Paul SCIROCCO BRM 1963

1	2:37.414	1:04.139	54.246	39.029	76.3	2:37.414
2	2:03.189	39.524	50.054	33.611	97.5	4:40.603



# 15<sup>e</sup> GRAND PRIX DE MONACO HISTORIQUE | 24-26 AVRIL 2026



## RACE B GRAHAM HILL – Rear-engine, 1500, F1 Grand Prix cars from 1961 to 1965 and F2 from 1956 to 1960

### Qualifying Practice Sector Analysis

Lap under Red Flag

— Invalidated Lap

■ Personal Best

■ Session Best

B Crossing the pit lane

Tour Lap	Temps Time	Secteur 1 Sector 1	Secteur 2 Sector 2	Secteur 3 Sector 3	Vitesse Speed	Heure Elapsed	Tour Lap	Temps Time	Secteur 1 Sector 1	Secteur 2 Sector 2	Secteur 3 Sector 3	Vitesse Speed	Heure Elapsed
3	1:57.778	35.647	48.808	33.323	102.0	6:38.381	5	2:19.007	38.954	1:00.320	39.733	86.4	12:14.667
4	1:57.269	35.727	48.400	33.142	102.4	8:35.650	6	2:16.398	41.941	55.529	38.928	88.1	14:31.065
5	1:56.971	35.510	48.260	33.201	102.7	10:32.621	7	2:11.134	38.940	54.686	37.508	91.6	16:42.199
6	1:57.944	34.992	49.958	32.994	101.9	12:30.565	8	2:11.972	39.132	55.026	37.814	91.0	18:54.171
7	1:58.104	34.631	48.847	34.626	101.7	14:28.669	9	2:13.547	38.415	56.532	38.600	90.0	21:07.718
8	1:55.480	34.904	48.076	32.500	104.0	16:24.149	10	2:19.991	41.875	59.281	38.835	85.8	23:27.709
9	1:57.063	34.691	49.311	33.061	102.6	18:21.212	11	2:20.618	39.577	1:00.708	40.333	85.4	25:48.327
10	1:53.775	34.464	46.334	32.977	105.6	20:14.987	<b>22</b> Lee MOWLE						
11	1:55.404	34.168	49.112	32.124	104.1	22:10.391	MOWLE, Lee <span style="float:right">LOTUS 24 (CLIMAX) 1962</span>						
12	1:57.511	34.722	47.907	34.882	102.2	24:07.902	1	2:36.961	1:06.474	52.306	38.181	76.5	2:36.961
13	1:54.389	34.013	48.113	32.263	105.0	26:02.291	2	2:01.171	35.571	49.504	36.096	99.1	4:38.132
<b>20</b> Teifion SALISBURY							3	1:55.561	33.727	48.303	33.531	104.0	6:33.693
SALISBURY, Teifion <span style="float:right">LOTUS 18 (CLIMAX) 1961</span>							4	1:54.555	33.701	48.251	32.603	104.9	8:28.248
1	3:03.685	1:31.368	55.461	36.856	65.4	3:03.685	5	1:53.439	33.831	47.931	31.677	105.9	10:21.687
2	2:05.392	38.508	52.461	34.423	95.8	5:09.077	6	1:52.899	33.305	47.276	32.318	106.4	12:14.586
3	2:03.560	37.796	50.680	35.084	97.2	7:12.637	7	1:52.686	33.523	47.513	31.650	106.6	14:07.272
4	2:04.637	37.684	52.042	34.911	96.4	9:17.274	8	1:51.858	33.074	46.949	31.835	107.4	15:59.130
5	2:03.275	36.920	52.121	34.234	97.5	11:20.549	9	1:51.527	33.162	46.798	31.567	107.7	17:50.657
6	2:02.783	36.886	51.009	34.888	97.8	13:23.332	10	1:53.922	33.355	48.336	32.231	105.5	19:44.579
7	2:00.910	36.988	50.201	33.721	99.4	15:24.242	11	1:52.651	32.719	47.404	32.528	106.6	21:37.230
8	2:01.225	35.916	51.072	34.237	99.1	17:25.467	12	1:56.727	33.363	50.803	32.561	102.9	23:33.957
9	2:02.393	35.809	52.369	34.215	98.2	19:27.860	13	1:55.374	34.740	48.817	31.817	104.1	25:29.331
10	2:02.872	36.993	51.652	34.227	97.8	21:30.732	<b>23</b> Tom DE GRES						
11	2:02.727	36.951	51.925	33.851	97.9	23:33.459	DE GRES, Tom <span style="float:right">BRABHAM BT14 (FORD) 1965</span>						
12	2:00.910	35.790	51.513	33.607	99.4	25:34.369	1	2:53.217	1:23.115	54.780	35.322	69.4	2:53.217
<b>21</b> Erik STAES							2	2:05.586	38.539	52.583	34.464	95.7	4:58.803
STAES, Erik <span style="float:right">LOTUS 18/21 (CLIMAX) 1961</span>							3	2:06.329	36.341	54.727	35.261	95.1	7:05.132
1	3:11.131	1:32.910	58.213	40.008	62.9	3:11.131	4	2:05.152	37.268	51.964	35.920	96.0	9:10.284
2	2:17.812	42.224	57.070	38.518	87.2	5:28.943	5	2:02.748	37.428	50.730	34.590	97.9	11:13.032
3	2:14.502	39.435	55.983	39.084	89.3	7:43.445	6	2:02.518	35.888	50.978	35.652	98.1	13:15.550
4	2:12.215	39.182	55.257	37.776	90.9	9:55.660	7	2:03.772	37.255	52.123	34.394	97.1	15:19.322



# 15<sup>e</sup> GRAND PRIX DE MONACO HISTORIQUE | 24-26 AVRIL 2026



## RACE B GRAHAM HILL – Rear-engine, 1500, F1 Grand Prix cars from 1961 to 1965 and F2 from 1956 to 1960

### Qualifying Practice Sector Analysis

Lap under Red Flag

— Invalidated Lap

■ Personal Best

■ Session Best

B Crossing the pit lane

Tour Lap	Temps Time	Secteur 1 Sector 1	Secteur 2 Sector 2	Secteur 3 Sector 3	Vitesse Speed	Heure Elapsed	Tour Lap	Temps Time	Secteur 1 Sector 1	Secteur 2 Sector 2	Secteur 3 Sector 3	Vitesse Speed	Heure Elapsed
8	2:01.411	35.897	51.615	33.899	98.9	17:20.733	3	2:07.961	37.321	55.281	35.359	93.9	7:04.376
9	2:01.292	35.771	50.371	35.150	99.0	19:22.025	4	2:07.462	38.613	53.289	35.560	94.2	9:11.838
10	2:06.815	36.295	55.157	35.363	94.7	21:28.840	5	2:03.389	38.021	51.224	34.144	97.4	11:15.227
11	2:08.016	37.303	54.845	35.868	93.8	23:36.856	6	2:01.204	36.442	50.771	33.991	99.1	13:16.431
12	1:59.766	35.086	50.902	33.778	100.3	25:36.622	7	2:03.229	37.658	51.720	33.851	97.5	15:19.660
<b>26</b> <b>Daniele PERFETTI</b> CLASSIC TEAM LOTUS LTD LOTUS 18 (CLIMAX) 1960							<b>36</b> <b>Stuart HALL</b> GOETHE, Roald LOTUS 21 (CLIMAX) 1961						
1	2:57.741	1:30.198	53.076	34.467	67.6	2:57.741	1	2:12.592	50.295	49.391	32.906	90.6	2:12.592
2	2:01.936	36.705	50.821	34.410	98.5	4:59.677	2	1:52.982	33.861	47.227	31.894	106.3	4:05.574
3	2:02.248	35.047	51.338	35.863	98.3	7:01.925	3	1:52.494	33.601	47.480	31.413	106.8	5:58.068
4	1:58.968	36.034	49.214	33.720	101.0	9:00.893	4	1:53.886	33.165	46.207	34.514	105.5	7:51.954
5	1:59.157	35.303	50.420	33.434	100.8	11:00.050	5	1:51.558	32.939	47.344	31.275	107.7	9:43.512
6	1:58.446	35.216	49.242	33.988	101.4	12:58.496	6	1:58.008	34.083	51.328	32.597	101.8	11:41.520
7	1:57.917	35.296	49.369	33.252	101.9	14:56.413	7	2:08.190	32.855	56.785	38.550	93.7	13:49.710
8	1:57.570	35.058	49.321	33.191	102.2	16:53.983	8	1:57.919	37.595	48.091	32.233	101.9	15:47.629
9	1:57.943	34.926	48.765	34.252	101.9	18:51.926	9	1:55.231	32.999	49.686	32.546	104.3	17:42.860
10	1:57.613	35.051	49.048	33.514	102.1	20:49.539	10	1:50.059	32.651	46.220	31.188	109.2	19:32.919
11	1:58.525	35.814	48.875	33.836	101.4	22:48.064	11	2:16.710	38.029	1:01.533	37.148	87.9	21:49.629
12	2:00.059	34.985	50.291	34.783	100.1	24:48.123	12	1:49.091	32.359	46.124	30.608	110.1	23:38.720
13	1:54.744	34.169	48.134	32.441	104.7	26:42.867	<b>69</b> <b>MISTER JOHN OF B</b> MISTER JOHN OF B LOLA MK4 (CLIMAX) 1962						
1	2:58.006	1:28.677	55.009	34.320	67.5	2:58.006	1	3:03.279	1:27.861	58.428	36.990	65.5	3:03.279
2	2:02.289	36.629	50.960	34.700	98.2	5:00.295	2	2:08.465	40.476	52.698	35.291	93.5	5:11.744
3	8:14.857 B	35.270	51.138	6:48.449	24.3	13:15.152	3	2:05.210	36.770	53.521	34.919	95.9	7:16.954
4	2:05.882	42.713	49.363	33.806	95.4	15:21.034	4	2:02.686	36.236	51.553	34.897	97.9	9:19.640
<b>27</b> <b>Ross CURNOW</b> CURNOW, Ross GILBY Type B 1961							5	2:03.634	36.015	53.022	34.597	97.2	11:23.274
1	2:51.593	1:21.937	55.027	34.629	70.0	2:51.593	6	2:01.508	36.300	50.620	34.588	98.9	13:24.782
2	2:04.822	39.436	51.709	33.677	96.2	4:56.415	7	2:01.397	36.110	51.203	34.084	99.0	15:26.179
<b>28</b> <b>Geoffrey UNDERWOOD</b> UNDERWOOD, Geoffrey COOPER T56/59 1961							8	1:59.879	35.209	50.984	33.686	100.2	17:26.058
1	2:51.593	1:21.937	55.027	34.629	70.0	2:51.593	9	2:05.674	36.988	54.644	34.042	95.6	19:31.732
2	2:04.822	39.436	51.709	33.677	96.2	4:56.415	10	1:59.744	35.799	49.757	34.188	100.3	21:31.476



**15<sup>e</sup> GRAND PRIX DE MONACO HISTORIQUE | 24-26 AVRIL 2026**



**RACE B GRAHAM HILL – Rear-engine, 1500, F1 Grand Prix cars from 1961 to 1965 and F2 from 1956 to 1960**

**Qualifying Practice Sector Analysis**

Lap under Red Flag    — Invalidated Lap    ■ Personal Best    ■ Session Best    B Crossing the pit lane

Tour Lap	Temps Time	Secteur 1 Sector 1	Secteur 2 Sector 2	Secteur 3 Sector 3	Vitesse Speed	Heure Elapsed	Tour Lap	Temps Time	Secteur 1 Sector 1	Secteur 2 Sector 2	Secteur 3 Sector 3	Vitesse Speed	Heure Elapsed
11	2:00.904	35.800	50.959	34.145	99.4	23:32.380							
12	1:59.381	34.944	50.916	33.521	100.6	25:31.761							

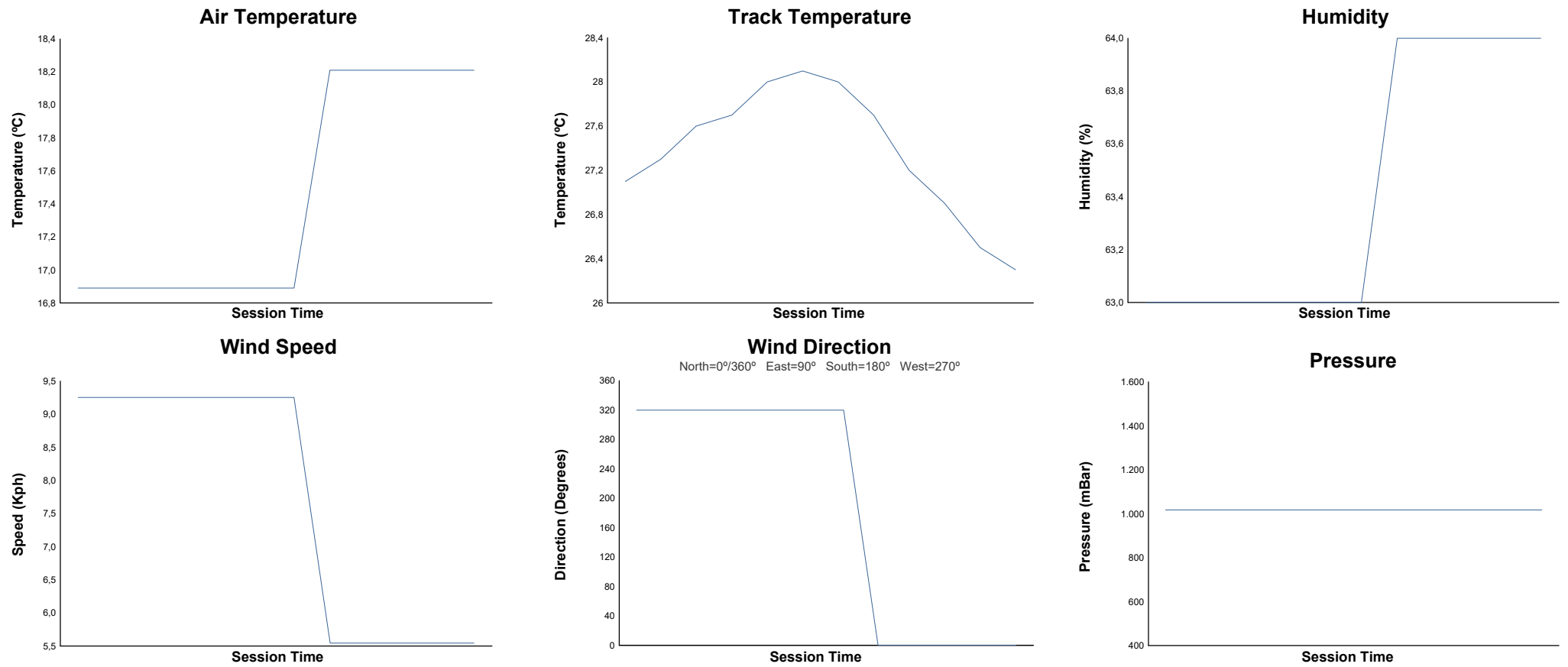
**80** **Philippe BONNY**  
 BONNY, Philippe BRABHAM BT2 (FORD) 1963

1	2:36.045	59.818	57.429	38.798	77.0	2:36.045
2	2:12.942	42.128	54.782	36.032	90.4	4:48.987
3	2:10.514	40.804	53.453	36.257	92.0	6:59.501
4	2:10.472	38.624	55.789	36.059	92.1	9:09.973
5	2:15.711	42.841	56.408	36.462	88.5	11:25.684
6	2:06.743	39.202	52.375	35.166	94.8	13:32.427
7	2:07.113	39.110	52.594	35.409	94.5	15:39.540
8	2:06.214	38.957	51.488	35.769	95.2	17:45.754
9	2:04.797	38.735	51.477	34.585	96.3	19:50.551
10	2:02.141	37.033	50.247	34.861	98.4	21:52.692
11	2:05.164	37.107	53.116	34.941	96.0	23:57.856
12	2:02.257	37.560	50.163	34.534	98.3	26:00.113



RACE B GRAHAM HILL – Rear-engine, 1500, F1 Grand Prix cars from 1961 to 1965 and F2 from 1956 to 1960

### Qualifying Practice Weather Report



Track Status: **DRY**

