



15^e GRAND PRIX DE MONACO HISTORIQUE | 24-26 AVRIL 2026



RACE B GRAHAM HILL – Rear-engine, 1500, F1 Grand Prix cars from 1961 to 1965 and F2 from 1956 to 1960

Race Final Classification

Num Pilote No Driver	Nat Pii Dr Nat	Concurrent Competitor	Nat Con Com Nat	Marque Modèle - Année Type Model - Year	Classe Class	Tours	Temps Total Time	Ecart Gap	Vitess e	M.Tour-Best Lap				
										Temp Time	Vitesse Speed			
1	4	COLASACCO, Joseph		AURIANA, Lawrence		FERRARI 1512 1964	3	10	18:26.228	-	108.6	7	1:48.625	110.6
2	7	SHAW, Mark		SHAW, Mark		LOTUS 21 (CLIMAX) 1961	2	10	18:29.681	+3.453	108.3	9	1:48.691	110.5
3	36	HALL, Stuart		GOETHE, Roald		LOTUS 21 (CLIMAX) 1961	2	10	18:34.637	+8.409	107.8	7	1:49.183	110.0
4	3	BUHOFER, Philipp		BUHOFER, Philipp		BRM P261 1964	3	10	18:50.521	+24.293	106.3	9	1:50.210	109.0
5	22	MOWLE, Lee		MOWLE, Lee		LOTUS 24 (CLIMAX) 1962	3	10	19:01.673	+35.445	105.2	8	1:51.791	107.5
6	19	THOMAS, Paul		THOMAS, Paul		SCIROCCO BRM 1963	3	10	19:13.095	+46.867	104.2	8	1:53.240	106.1
7	6	KUBOTA, Katsuaki		KUBOTA, Katsuaki		LOTUS 25 (CLIMAX) 1962	3	10	19:14.569	+48.341	104.0	4	1:52.992	106.3
8	14	WILSON, Richard		WILSON, Richard		COOPER T60 1961	3	10	19:21.361	+55.133	103.4	4	1:53.550	105.8
9	8	TAYLOR, Nick		TAYLOR, Nick		LOTUS 18 (CLIMAX) 1960	2	10	19:21.668	+55.440	103.4	5	1:54.448	105.0
10	15	COLLINS, Dan		CLASSIC TEAM LOTUS LTD		LOTUS 21 (CLIMAX) 1961	2	10	19:39.332	+1:13.104	101.9	10	1:55.734	103.8
11	9	JOEBSTL, Stephan		JOEBSTL, Stephan		LOTUS 18 (CLIMAX) 1959	2	10	19:57.159	+1:30.931	100.3	8	1:56.932	102.7
12	18	PUCCINELLI, Flavio		PUCCINELLI, Flavio		COOPER T53 (CLIMAX) 1960	2	10	20:20.745	+1:54.517	98.4	8	1:57.961	101.8
13	28	UNDERWOOD, Geoffrey		UNDERWOOD, Geoffrey		COOPER T56/59 1961	2	10	20:22.207	+1:55.979	98.3	10	1:58.513	101.4
14	1	ROMANO, John		ROMANO, John		BRABHAM BT11 (CLIMAX) 1964	3	9	18:29.074	1 Tour	97.5	8	1:59.029	100.9
15	20	SALISBURY, Teifion		SALISBURY, Teifion		LOTUS 18 (CLIMAX) 1961	2	9	18:38.726	1 Tour	96.6	6	2:00.180	100.0
16	80	BONNY, Philippe		BONNY, Philippe		BRABHAM BT2 (FORD) 1963	2	9	18:59.357	1 Tour	94.9	6	2:03.209	97.5
17	2	BURATTI, Federico		BURATTI, Federico		LOTUS 24 (BRM) 1962	3	9	19:25.314	1 Tour	92.8	6	2:02.582	98.0
18	5	MCCABE, Charles		MCCABE, Charles		BRM P57 1962	3	9	19:27.436	1 Tour	92.6	3	2:05.499	95.7
19	21	STAES, Erik		STAES, Erik		LOTUS 18/21 (CLIMAX) 1961	2	7	15:13.140	3 Tours	92.1	4	2:04.269	96.7
20	69	MISTER JOHN OF B,		MISTER JOHN OF B		LOLA MK4 (CLIMAX) 1962	3	3	6:04.243	7 Tours	98.9	2	1:57.465	102.3
21	26	PERFETTI, Daniele		CLASSIC TEAM LOTUS LTD		LOTUS 18 (CLIMAX) 1960	2	1	2:17.610	9 Tours	87.3			
22	27	CURNOW, Ross		CURNOW, Ross		GILBY Type B 1961	2	1	2:17.775	9 Tours	87.2			
23	23	DE GRES, Tom		DE GRES, Tom		BRABHAM BT14 (FORD) 1965	2	1	2:35.934	9 Tours	77.0			
24	17	MITCHELL, Ben		CLARK, John		COOPER T56 (CLIMAX) 1961	2							
■ Not Started														
34		CASTELEIN, Maxime		CASTELEIN, Maxime		LOTUS 18 (CLIMAX) 1960	2							



15^e GRAND PRIX DE MONACO HISTORIQUE | 24-26 AVRIL 2026



RACE B GRAHAM HILL – Rear-engine, 1500, F1 Grand Prix cars from 1961 to 1965 and F2 from 1956 to 1960

Race Final Classification

Num Pilote No Driver	Nat Pil Dr Nat	Concurrent Competitor	Nat Con Com Nat	Marque Modèle - Année Type Model - Year	Classe Class	Tours	Temps Total Time	Ecart Gap	Vitess e	M.Tour-Best Lap	
										Tour	Temps Time

Published at: 11:30

Track Status: **DRY**

<p>Stewards:</p>     <p>J.F. CALMES - Chairman of the Stewards C. GEFFROY - Steward D. MIGEON - Steward C. PLASSERAUD - Steward</p>	<p>Timekeeper: Alberto ESTÉBANEZ</p> 
--	---





15^e GRAND PRIX DE MONACO HISTORIQUE | 24-26 AVRIL 2026



RACE B GRAHAM HILL – Rear-engine, 1500, F1 Grand Prix cars from 1961 to 1965 and F2 from 1956 to 1960

Race Lap Chart

Num No	Pos	Grid	Tours - Laps									
			1	2	3	4	5	6	7	8	9	10
36	1	36	7	7	7	4	4	4	4	4	4	4
7	2	7	4	4	4	7	7	7	7	7	7	7
4	3	4	36	36	36	36	36	36	36	36	36	36
17	4	17	3	3	3	3	3	3	3	3	3	3
3	5	3	6	6	6	6	6	6	22	22	22	22
22	6	22	22	22	22	22	22	22	19	19	19	19
14	7	14	19	19	19	19	19	19	6	6	6	6
6	8	6	14	14	14	14	14	14	14	14	14	14
19	9	19	8	8	8	8	8	8	8	8	8	8
8	10	8	15	15	15	15	15	15	15	15	15	15
26	11	26	69	69	69	9	9	9	9	9	9	9
15	12	15	9	9	9	18	20	20	18	18	18	18
18	13	18	18	18	18	20	28	18	28	28	28	28
1	14	1	28	28	20	28	18	28	1	1	1	
9	15	9	20	20	28	1	1	1	20	20	20	
69	16	69	26	1	1	2	2	2	2	2	80	
23	17	23	27	2	2	80	80	80	80	80	2	
20	18	20	1	80	80	21	21	21	5	5	5	
28	19	28	2	21	21	5	5	5	21			
2	20	2	80	5	5							
80	21	80	21									
27	22	27	5									
5	23	5	23									
21	24	21										
34	25	34										



RACE B GRAHAM HILL – Rear-engine, 1500, F1 Grand Prix cars from 1961 to 1965 and F2 from 1956 to 1960

Race Best Sector Times

Pos	Secteur 1 Sector 1		Secteur 2 Sector 2		Secteur 3 Sector 3		Pos	Num Pilote No Driver	Tour Idéal-Ideal Lap	M.Tour-Best Lap
	Num Pilote No Driver	Temps Time	Num Pilote No Driver	Temps Time	Num Pilote No Driver	Temps Time				
1	4 J.COLASACCO	32.084	7 M.SHAW	45.434	36 S.HALL	30.675	1	4 J.COLASACCO	1:48.458	1:48.625 (1)
2	36 S.HALL	32.104	4 J.COLASACCO	45.698	4 J.COLASACCO	30.676	2	7 M.SHAW	1:48.654	1:48.691 (2)
3	7 M.SHAW	32.377	36 S.HALL	46.152	7 M.SHAW	30.843	3	36 S.HALL	1:48.931	1:49.183 (3)
4	3 P.BUHOFFER	32.446	3 P.BUHOFFER	46.389	22 L.MOWLE	31.302	4	3 P.BUHOFFER	1:50.210	1:50.210 (4)
5	22 L.MOWLE	32.741	19 P.THOMAS	46.962	3 P.BUHOFFER	31.375	5	22 L.MOWLE	1:51.186	1:51.791 (5)
6	6 K.KUBOTA	33.173	14 R.WILSON	47.104	6 K.KUBOTA	31.529	6	6 K.KUBOTA	1:52.126	1:52.992 (6)
7	19 P.THOMAS	33.545	22 L.MOWLE	47.143	19 P.THOMAS	31.861	7	19 P.THOMAS	1:52.368	1:53.240 (7)
8	14 R.WILSON	33.887	6 K.KUBOTA	47.424	8 N.TAYLOR	32.206	8	14 R.WILSON	1:53.305	1:53.550 (8)
9	8 N.TAYLOR	34.074	8 N.TAYLOR	47.950	14 R.WILSON	32.314	9	8 N.TAYLOR	1:54.230	1:54.448 (9)
10	15 D.COLLINS	34.161	15 D.COLLINS	48.713	15 D.COLLINS	32.415	10	15 D.COLLINS	1:55.289	1:55.734 (10)
11	9 S.JOEBSTL	34.518	9 S.JOEBSTL	49.053	28 G.UNDERWOOD	32.719	11	9 S.JOEBSTL	1:56.427	1:56.932 (11)
12	69 MISTER JOHN OF B	34.746	23 T.DE GRES	49.070	9 S.JOEBSTL	32.856	12	69 MISTER JOHN OF B	1:57.243	1:57.465 (12)
13	18 F.PUCCINELLI	34.770	69 MISTER JOHN OF B	49.102	18 F.PUCCINELLI	33.123	13	18 F.PUCCINELLI	1:57.284	1:57.961 (13)
14	28 G.UNDERWOOD	35.250	18 F.PUCCINELLI	49.391	69 MISTER JOHN OF B	33.395	14	28 G.UNDERWOOD	1:58.162	1:58.513 (14)
15	1 J.ROMANO	35.430	1 J.ROMANO	49.720	1 J.ROMANO	33.584	15	1 J.ROMANO	1:58.734	1:59.029 (15)
16	20 T.SALISBURY	35.994	20 T.SALISBURY	50.009	20 T.SALISBURY	33.749	16	20 T.SALISBURY	1:59.752	2:00.180 (16)
17	2 F.BURATTI	36.044	28 G.UNDERWOOD	50.193	2 F.BURATTI	34.356	17	2 F.BURATTI	2:01.632	2:02.582 (17)
18	80 P.BONNY	36.314	80 P.BONNY	50.980	80 P.BONNY	34.406	18	80 P.BONNY	2:01.700	2:03.209 (18)
19	5 C.MCCABE	36.782	2 F.BURATTI	51.232	21 E.STAES	35.233	19	21 E.STAES	2:04.269	2:04.269 (19)
20	21 E.STAES	37.193	21 E.STAES	51.843	5 C.MCCABE	35.734	20	5 C.MCCABE	2:05.414	2:05.499 (20)
21	27 R.CURNOW	37.563	26 D.PERFETTI	51.889	27 R.CURNOW	36.539	21	27 R.CURNOW	2:06.398	
22	26 D.PERFETTI	40.807	27 R.CURNOW	52.296	26 D.PERFETTI	39.430	22	26 D.PERFETTI	2:12.126	
23	23 T.DE GRES	46.430	5 C.MCCABE	52.898	23 T.DE GRES	1:01.207	23	23 T.DE GRES	2:36.707	















15^e GRAND PRIX DE MONACO HISTORIQUE | 24-26 AVRIL 2026



RACE B GRAHAM HILL – Rear-engine, 1500, F1 Grand Prix cars from 1961 to 1965 and F2 from 1956 to 1960

Race Flag Analysis

Flag	Time
	GREEN FLAG 10:13:39.850
	YELLOW FLAG AT SECTOR 1 10:13:55.719
	GREEN FLAG AT SECTOR 1 10:14:22.286
	YELLOW FLAG AT SECTOR 3 10:15:44.608
	GREEN FLAG AT SECTOR 3 10:16:08.591
	YELLOW FLAG AT SECTOR 3 10:26:50.074
	GREEN FLAG AT SECTOR 3 10:26:57.488
	YELLOW FLAG AT SECTOR 2 10:27:20.355
	GREEN FLAG AT SECTOR 2 10:27:29.393
	CHEQUERED FLAG 10:32:06.078



RACE B GRAHAM HILL – Rear-engine, 1500, F1 Grand Prix cars from 1961 to 1965 and F2 from 1956 to 1960

Race Sector Analysis

Lap under Red Flag — Invalidated Lap ■ Personal Best ■ Session Best **B** Crossing the pit lane

Tour	Temps Time	Secteur 1 Sector 1	Secteur 2 Sector 2	Secteur 3 Sector 3	Vitesse Speed	Heure Elapsed
1	John ROMANO ROMANO, John	BRABHAM BT11 (CLIMAX) 1964				
1	2:18.672	48.340	54.715	35.617	86.6	2:18.672
2	2:05.867	37.683	53.383	34.801	95.4	4:24.539
3	2:01.024	36.162	49.720	35.142	99.3	6:25.563
4	2:01.372	36.351	50.299	34.722	99.0	8:26.935
5	2:01.775	35.917	51.533	34.325	98.7	10:28.710
6	1:59.868	35.674	50.370	33.824	100.2	12:28.578
7	1:59.750	35.430	49.982	34.338	100.3	14:28.328
8	1:59.029	35.583	49.862	33.584	100.9	16:27.357
9	2:01.717	36.000	50.127	35.590	98.7	18:29.074
2	Federico BURATTI BURATTI, Federico	LOTUS 24 (BRM) 1962				
1	2:20.163	51.163	52.623	36.377	85.7	2:20.163
2	2:07.580	38.647	52.450	36.483	94.2	4:27.743
3	2:04.413	37.477	51.523	35.413	96.6	6:32.156
4	2:04.350	37.968	51.752	34.630	96.6	8:36.506
5	2:05.447	37.567	52.301	35.579	95.8	10:41.953
6	2:02.582	36.572	51.654	34.356	98.0	12:44.535
7	2:05.770	37.017	52.192	36.561	95.5	14:50.305
8	2:03.215	37.600	51.232	34.383	97.5	16:53.520
9	2:31.794	36.044	1:06.380	49.370	79.1	19:25.314
3	Philipp BUHOFER BUHOFER, Philipp	BRM P261 1964				
1	1:59.642	39.417	47.919	32.306	100.4	1:59.642
2	1:53.326	33.828	47.453	32.045	106.0	3:52.968
3	1:52.245	33.303	47.142	31.800	107.0	5:45.213
4	1:52.089	33.007	47.018	32.064	107.2	7:37.302
5	1:52.091	33.499	47.032	31.560	107.2	9:29.393
6	1:52.029	33.074	47.550	31.405	107.2	11:21.422

Tour	Temps Time	Secteur 1 Sector 1	Secteur 2 Sector 2	Secteur 3 Sector 3	Vitesse Speed	Heure Elapsed
7	1:52.835	34.351	47.080	31.404	106.5	13:14.257
8	1:53.082	32.686	47.433	32.963	106.2	15:07.339
9	1:50.210	32.446	46.389	31.375	109.0	16:57.549
10	1:52.972	33.396	47.635	31.941	106.3	18:50.521
4	Joseph COLASACCO AURIANA, Lawrence	FERRARI 1512 1964				
1	1:57.084	38.554	47.209	31.321	102.6	1:57.084
2	1:51.267	33.286	47.068	30.913	108.0	3:48.351
3	1:51.152	33.384	46.844	30.924	108.1	5:39.503
4	1:49.339	32.965	45.698	30.676	109.9	7:28.842
5	1:49.891	32.634	46.134	31.123	109.3	9:18.733
6	1:50.068	32.817	46.334	30.917	109.1	11:08.801
7	1:48.625	32.123	45.726	30.776	110.6	12:57.426
8	1:49.776	32.519	45.742	31.515	109.4	14:47.202
9	1:49.499	32.754	45.790	30.955	109.7	16:36.701
10	1:49.527	32.084	45.879	31.564	109.7	18:26.228
5	Charles MCCABE MCCABE, Charles	BRM P57 1962				
1	2:24.456	53.116	53.549	37.791	83.2	2:24.456
2	2:06.939	37.427	53.600	35.912	94.6	4:31.395
3	2:05.499	36.782	52.983	35.734	95.7	6:36.894
4	2:06.357	36.918	53.106	36.333	95.1	8:43.251
5	2:08.064	37.685	54.200	36.179	93.8	10:51.315
6	2:06.194	37.457	52.898	35.839	95.2	12:57.509
7	2:10.791	40.067	53.120	37.604	91.9	15:08.300
8	2:08.327	37.095	53.546	37.686	93.6	17:16.627
9	2:10.809	39.192	54.844	36.773	91.8	19:27.436
6	Katsuaki KUBOTA KUBOTA, Katsuaki	LOTUS 25 (CLIMAX) 1962				
1	2:01.326	40.220	48.828	32.278	99.0	2:01.326



RACE B GRAHAM HILL – Rear-engine, 1500, F1 Grand Prix cars from 1961 to 1965 and F2 from 1956 to 1960

Race Sector Analysis

Lap under Red Flag — Invalidated Lap ■ Personal Best ■ Session Best B Crossing the pit lane

Tour	Temps Time	Secteur 1 Sector 1	Secteur 2 Sector 2	Secteur 3 Sector 3	Vitesse Speed	Heure Elapsed
2	1:53.832	33.652	48.238	31.942	105.5	3:55.158
3	1:54.224	33.889	48.131	32.204	105.2	5:49.382
4	1:52.992	33.173	48.154	31.665	106.3	7:42.374
5	1:54.262	33.915	47.851	32.496	105.1	9:36.636
6	1:53.367	34.007	47.831	31.529	106.0	11:30.003
7	2:00.670	34.195	47.424	39.051	99.6	13:30.673
8	1:54.616	33.957	48.300	32.359	104.8	15:25.289
9	1:53.738	33.356	48.356	32.026	105.6	17:19.027
10	1:55.542	35.239	47.621	32.682	104.0	19:14.569

7 **Mark SHAW**
 SHAW, Mark LOTUS 21 (CLIMAX) 1961

1	1:56.662	37.922	46.556	32.184	103.0	1:56.662
2	1:51.514	33.423	47.003	31.088	107.7	3:48.176
3	1:51.183	33.273	46.860	31.050	108.0	5:39.359
4	1:51.447	33.133	46.790	31.524	107.8	7:30.806
5	1:50.353	33.006	45.797	31.550	108.9	9:21.159
6	1:49.106	32.566	45.654	30.886	110.1	11:10.265
7	1:48.758	32.481	45.434	30.843	110.5	12:59.023
8	1:50.616	32.730	46.275	31.611	108.6	14:49.639
9	1:48.691	32.377	45.449	30.865	110.5	16:38.330
10	1:51.351	34.023	46.200	31.128	107.9	18:29.681

8 **Nick TAYLOR**
 TAYLOR, Nick LOTUS 18 (CLIMAX) 1960

1	2:04.986	42.066	49.754	33.166	96.1	2:04.986
2	1:54.860	34.305	48.339	32.216	104.6	3:59.846
3	1:55.024	34.351	48.227	32.446	104.4	5:54.870
4	1:55.232	34.416	48.536	32.280	104.3	7:50.102
5	1:54.448	34.074	47.950	32.424	105.0	9:44.550
6	1:54.879	34.674	47.999	32.206	104.6	11:39.429
7	1:56.102	34.125	48.667	33.310	103.5	13:35.531
8	1:55.231	34.113	48.614	32.504	104.3	15:30.762

9	1:55.599	34.217	48.910	32.472	103.9	17:26.361
10	1:55.307	34.416	48.285	32.606	104.2	19:21.668

9 **Stephan JOEBSTL**
 JOEBSTL, Stephan LOTUS 18 (CLIMAX) 1959

1	2:14.448	48.114	51.463	34.871	89.4	2:14.448
2	1:57.608	34.820	49.420	33.368	102.1	4:12.056
3	1:59.931	35.635	50.422	33.874	100.2	6:11.987
4	1:59.174	35.248	49.804	34.122	100.8	8:11.161
5	1:58.614	34.911	50.330	33.373	101.3	10:09.775
6	1:57.931	35.175	49.551	33.205	101.9	12:07.706
7	1:57.296	35.387	49.053	32.856	102.4	14:05.002
8	1:56.932	34.611	49.168	33.153	102.7	16:01.934
9	1:57.153	34.734	49.218	33.201	102.5	17:59.087
10	1:58.072	34.518	49.743	33.811	101.7	19:57.159

14 **Richard WILSON**
 WILSON, Richard COOPER T60 1961

1	2:03.629	41.679	49.064	32.886	97.2	2:03.629
2	1:55.234	34.603	47.601	33.030	104.3	3:58.863
3	1:53.769	33.965	47.436	32.368	105.6	5:52.632
4	1:53.550	34.132	47.104	32.314	105.8	7:46.182
5	1:56.300	34.920	48.386	32.994	103.3	9:42.482
6	1:55.275	34.418	47.897	32.960	104.2	11:37.757
7	1:55.877	34.367	48.393	33.117	103.7	13:33.634
8	1:54.380	33.887	47.680	32.813	105.0	15:28.014
9	1:57.196	34.680	49.469	33.047	102.5	17:25.210
10	1:56.151	34.452	48.585	33.114	103.4	19:21.361

15 **Dan COLLINS**
 CLASSIC TEAM LOTUS LTD LOTUS 21 (CLIMAX) 1961

1	2:05.497	42.745	49.612	33.140	95.7	2:05.497
2	1:58.833	35.069	50.141	33.623	101.1	4:04.330



15^e GRAND PRIX DE MONACO HISTORIQUE | 24-26 AVRIL 2026



RACE B GRAHAM HILL – Rear-engine, 1500, F1 Grand Prix cars from 1961 to 1965 and F2 from 1956 to 1960

Race Sector Analysis

Lap under Red Flag

— Invalidated Lap

■ Personal Best

■ Session Best

B Crossing the pit lane

Tour	Temps Time	Secteur 1 Sector 1	Secteur 2 Sector 2	Secteur 3 Sector 3	Vitesse Speed	Heure Elapsed
3	1:57.200	34.973	48.940	33.287	102.5	6:01.530
4	1:57.258	35.046	49.603	32.609	102.5	7:58.788
5	1:56.676	34.751	49.510	32.415	103.0	9:55.464
6	1:57.014	34.964	49.346	32.704	102.7	11:52.478
7	1:57.922	34.911	49.517	33.494	101.9	13:50.400
8	1:57.189	34.982	49.147	33.060	102.5	15:47.589
9	1:56.009	34.161	48.817	33.031	103.6	17:43.598
10	1:55.734	34.400	48.713	32.621	103.8	19:39.332

18 Flavio PUCCINELLI						
PUCCINELLI, Flavio COOPER T53 (CLIMAX) 1960						
1	2:16.942	47.213	51.854	37.875	87.7	2:16.942
2	2:03.875	37.278	51.820	34.777	97.0	4:20.817
3	2:01.865	35.958	51.072	34.835	98.6	6:22.682
4	2:01.375	35.803	51.531	34.041	99.0	8:24.057
5	2:02.319	35.826	52.065	34.428	98.2	10:26.376
6	2:00.104	35.992	50.033	34.079	100.0	12:26.480
7	1:58.990	35.436	50.431	33.123	101.0	14:25.470
8	1:57.961	34.770	49.681	33.510	101.8	16:23.431
9	1:59.326	36.282	49.785	33.259	100.7	18:22.757
10	1:57.988	34.864	49.391	33.733	101.8	20:20.745

19 Paul THOMAS						
THOMAS, Paul SCIROCCO BRM 1963						
1	2:03.070	41.348	49.173	32.549	97.6	2:03.070
2	1:53.797	34.384	46.962	32.451	105.6	3:56.867
3	1:54.132	34.144	47.878	32.110	105.3	5:50.999
4	1:53.357	33.979	47.393	31.985	106.0	7:44.356
5	1:54.013	34.166	47.762	32.085	105.4	9:38.369
6	1:54.612	34.124	47.747	32.741	104.8	11:32.981
7	1:54.126	33.545	47.811	32.770	105.3	13:27.107
8	1:53.240	33.754	47.625	31.861	106.1	15:20.347
9	1:55.484	34.622	47.433	33.429	104.0	17:15.831

Tour	Temps Time	Secteur 1 Sector 1	Secteur 2 Sector 2	Secteur 3 Sector 3	Vitesse Speed	Heure Elapsed
10	1:57.264	33.837	49.302	34.125	102.4	19:13.095
20 Teifion SALISBURY						
SALISBURY, Teifion LOTUS 18 (CLIMAX) 1961						
1	2:17.590	49.823	52.759	35.008	87.3	2:17.590
2	2:04.450	37.136	53.154	34.160	96.5	4:22.040
3	2:01.511	36.355	50.399	34.757	98.9	6:23.551
4	2:00.614	36.134	50.731	33.749	99.6	8:24.165
5	2:00.770	36.328	50.462	33.980	99.5	10:24.935
6	2:00.180	35.994	50.009	34.177	100.0	12:25.115
7	2:09.794	36.144	59.546	34.104	92.6	14:34.909
8	2:02.279	36.955	50.684	34.640	98.2	16:37.188
9	2:01.538	36.759	50.543	34.236	98.8	18:38.726

21 Erik STAES						
STAES, Erik LOTUS 18/21 (CLIMAX) 1961						
1	2:21.484	52.100	53.124	36.260	84.9	2:21.484
2	2:07.400	38.667	52.822	35.911	94.3	4:28.884
3	2:05.343	37.254	52.468	35.621	95.8	6:34.227
4	2:04.269	37.193	51.843	35.233	96.7	8:38.496
5	2:06.092	37.444	52.544	36.104	95.3	10:44.588
6	2:09.944	38.815	54.359	36.770	92.4	12:54.532
7	2:18.608	41.631	56.934	40.043	86.7	15:13.140

22 Lee MOWLE						
MOWLE, Lee LOTUS 24 (CLIMAX) 1962						
1	2:02.094	40.307	49.566	32.221	98.4	2:02.094
2	1:54.125	33.403	48.024	32.698	105.3	3:56.219
3	1:54.023	33.310	47.914	32.799	105.4	5:50.242
4	1:52.832	33.031	47.774	32.027	106.5	7:43.074
5	1:53.865	33.566	47.837	32.462	105.5	9:36.939
6	1:54.768	34.045	47.870	32.853	104.7	11:31.707
7	1:52.887	33.084	47.143	32.660	106.4	13:24.594



15^e GRAND PRIX DE MONACO HISTORIQUE | 24-26 AVRIL 2026



RACE B GRAHAM HILL – Rear-engine, 1500, F1 Grand Prix cars from 1961 to 1965 and F2 from 1956 to 1960

Race Sector Analysis

Lap under Red Flag

— Invalidated Lap

■ Personal Best

■ Session Best

B Crossing the pit lane

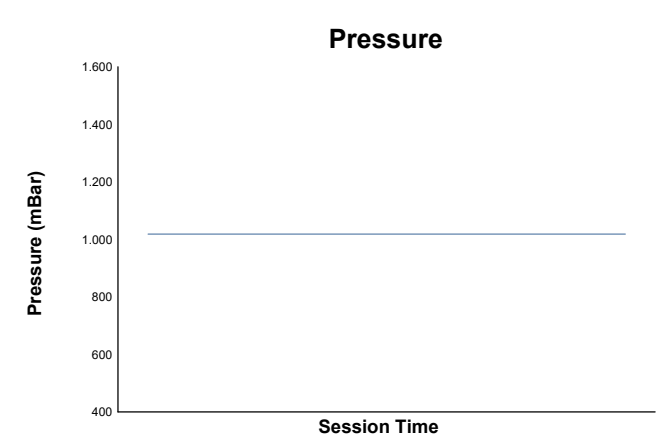
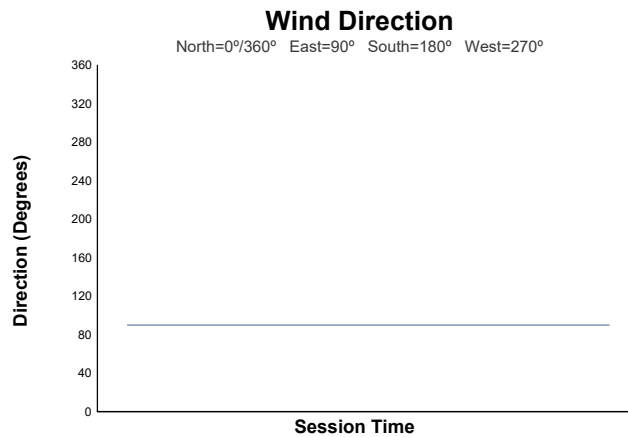
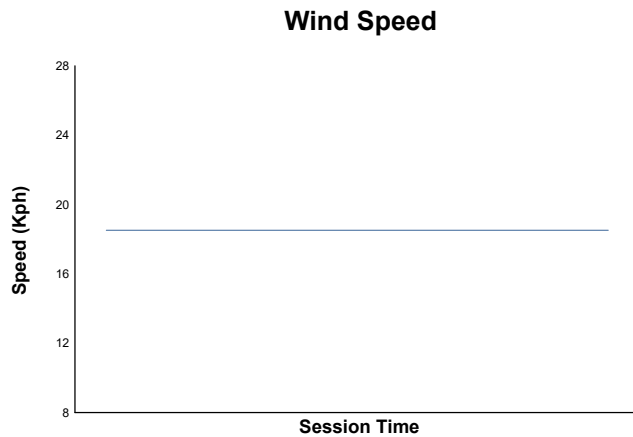
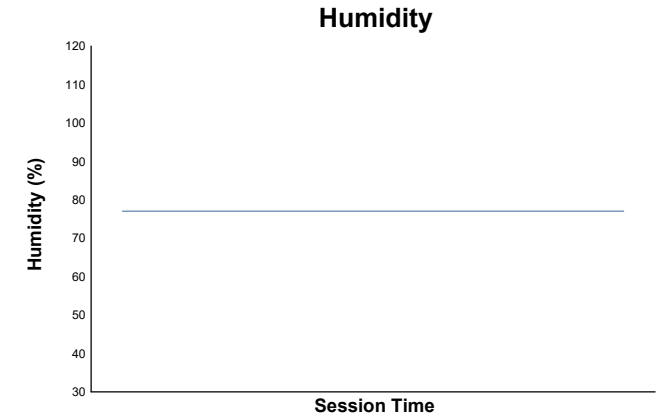
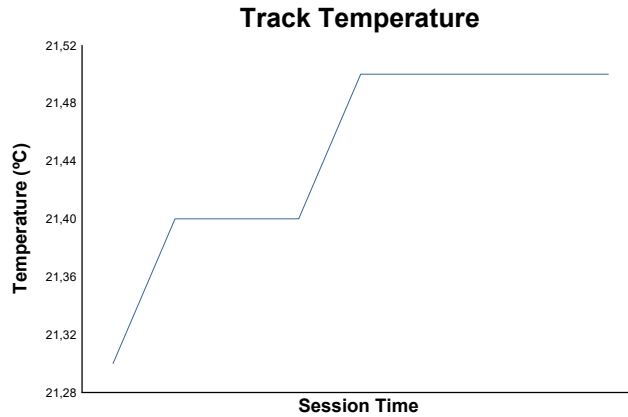
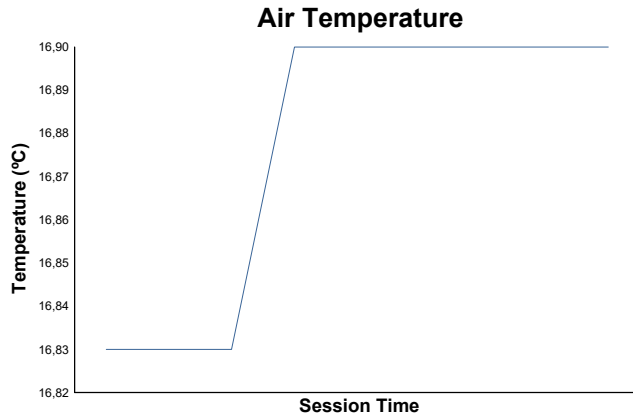
Tour	Temps Time	Secteur 1 Sector 1	Secteur 2 Sector 2	Secteur 3 Sector 3	Vitesse Speed	Heure Elapsed
8	1:51.791	33.131	47.358	31.302	107.5	15:16.385
9	1:52.418	32.741	48.222	31.455	106.9	17:08.803
10	1:52.870	33.100	47.376	32.394	106.4	19:01.673
23	Tom DE GRES					
	DE GRES, Tom BRABHAM BT14 (FORD) 1965					
1	2:35.934	45.657	49.070	1:01.207	77.0	2:35.934
26	Daniele PERFETTI					
	CLASSIC TEAM LOTUS LTD LOTUS 18 (CLIMAX) 1960					
1	2:17.610	46.291	51.889	39.430	87.3	2:17.610
27	Ross CURNOW					
	CURNOW, Ross GILBY Type B 1961					
1	2:17.775	48.940	52.296	36.539	87.2	2:17.775
28	Geoffrey UNDERWOOD					
	UNDERWOOD, Geoffrey COOPER T56/59 1961					
1	2:17.121	47.635	52.562	36.924	87.6	2:17.121
2	2:03.821	36.750	53.357	33.714	97.0	4:20.942
3	2:03.202	36.779	50.502	35.921	97.5	6:24.144
4	2:00.947	36.171	50.739	34.037	99.3	8:25.091
5	2:01.205	36.245	51.876	33.084	99.1	10:26.296
6	2:00.595	37.038	50.288	33.269	99.6	12:26.891
7	1:58.857	35.521	50.617	32.719	101.1	14:25.748
8	1:59.068	35.424	50.539	33.105	100.9	16:24.816
9	1:58.878	35.703	50.193	32.982	101.1	18:23.694
10	1:58.513	35.250	50.235	33.028	101.4	20:22.207
36	Stuart HALL					
	GOETHE, Roald LOTUS 21 (CLIMAX) 1961					
1	1:57.203	38.119	46.952	32.132	102.5	1:57.203

Tour	Temps Time	Secteur 1 Sector 1	Secteur 2 Sector 2	Secteur 3 Sector 3	Vitesse Speed	Heure Elapsed
2	1:52.512	33.096	48.042	31.374	106.8	3:49.715
3	1:50.982	32.486	47.211	31.285	108.2	5:40.697
4	1:51.060	32.768	46.849	31.443	108.2	7:31.757
5	1:50.178	32.425	46.507	31.246	109.0	9:21.935
6	1:49.290	32.463	46.152	30.675	109.9	11:11.225
7	1:49.183	32.104	46.286	30.793	110.0	13:00.408
8	1:51.358	33.751	46.508	31.099	107.9	14:51.766
9	1:49.814	32.182	46.690	30.942	109.4	16:41.580
10	1:53.057	32.988	47.715	32.354	106.3	18:34.637
69	MISTER JOHN OF B					
	MISTER JOHN OF B LOLA MK4 (CLIMAX) 1962					
1	2:07.626	44.443	49.418	33.765	94.1	2:07.626
2	1:57.465	34.968	49.102	33.395	102.3	4:05.091
3	1:59.152	34.746	50.435	33.971	100.8	6:04.243
80	Philippe BONNY					
	BONNY, Philippe BRABHAM BT2 (FORD) 1963					
1	2:20.915	51.854	52.784	36.277	85.3	2:20.915
2	2:07.157	38.818	52.085	36.254	94.5	4:28.072
3	2:05.165	37.748	51.845	35.572	96.0	6:33.237
4	2:04.570	37.519	51.735	35.316	96.4	8:37.807
5	2:05.189	37.354	51.634	36.201	96.0	10:42.996
6	2:03.209	37.490	51.313	34.406	97.5	12:46.205
7	2:05.292	36.314	52.691	36.287	95.9	14:51.497
8	2:03.414	37.633	50.980	34.801	97.3	16:54.911
9	2:04.446	37.328	51.927	35.191	96.5	18:59.357



RACE B GRAHAM HILL – Rear-engine, 1500, F1 Grand Prix cars from 1961 to 1965 and F2 from 1956 to 1960

Race Weather Report



Track Status: **DRY**