



15^e GRAND PRIX DE MONACO HISTORIQUE | 24-26 AVRIL 2026



RACE C VITTORIO MARZOTTO - Front-engine Sport Racing cars from 1952 to 1957

Free Practice Provisional Classification

Num Pilote No Driver	Nat Pil Dr Nat	Concurrent Competitor	Nat Con Com Nat	Classe Class	Marque Modèle - Année Type Model - Year	Temps Time	Tour Lap	Tours Laps	Ecart Gap	Vitesse Speed
1 56		Richard WILSON		2	MASERATI 250S 1957	2:03.487	9	12	-	97.3
2 76		Frederic WAKEMAN		3	COOPER-JAGUAR T38 1955	2:06.756	6	13	+3.269	94.8
3 52		Frank STIPPLER		2	FERRARI 250MM 1953	2:06.848	7	10	+3.361	94.7
4 70		Mathias SIELECKI		3	ASTON MARTIN DB3S 1955	2:08.611	11	11	+5.124	93.4
5 58		Nicolas BERT		2	JAGUAR C TYPE 1952	2:08.865	7	14	+5.378	93.2
6 74		Manuel ELICABE		3	COOPER-JAGUAR T38 (MK2) 1955	2:08.925	10	13	+5.438	93.2
7 68		Maxime CASTELEIN		3	ASTON MARTIN DB3S 1953	2:13.125	13	13	+9.638	90.2
8 18		Erik STAES		1	LOTUS MK XI 1956	2:15.227	10	13	+11.740	88.8
9 6		Ian THOMPSON		1	COOPER-BRISTOL T20/T25 1952	2:15.722	12	12	+12.235	88.5
10 12		Lutz RATHENOW		1	VERITAS RS2000 1948	2:16.284	7	13	+12.797	88.1
11 20		Adrian SUCARI		1	MASERATI A6GCS 1954	2:16.504	10	12	+13.017	88.0
12 22		Jean-Jaques BALLY		1	MASERATI A6GCS 1953	2:17.275	4	13	+13.788	87.5
13 72		Katarina KYVALOVA		3	COOPER-JAGUAR T33 1954	2:17.431	11	12	+13.944	87.4
14 26		METHUSALEM RACING		1	MASERATI 150S/200S 1955	2:17.498	12	13	+14.011	87.4
15 14		Stephen BOND		1	LISTER FLAT IRON 1955	2:18.397	10	13	+14.910	86.8
16 54		METHUSALEM RACING		2	MASERATI 250S 1957	2:19.474	7	10	+15.987	86.1
17 66		Wolfgang FRIEDRICHS		3	ASTON MARTIN DB3S 1954	2:20.170	8	12	+16.683	85.7
18 28		Carlo INCERTI		1	MASERATI 200SI 1957	2:20.340	7	13	+16.853	85.6
19 60		Jan CIZEK		2	JAGUAR C TYPE 1952	2:20.465	11	12	+16.978	85.5
20 48		Franco VALOBRA		2	FERRARI 750 Monza 1955	2:21.597	10	12	+18.110	84.8
21 8		Pierre MACCHI		1	FRAZER-NASH Le Mans Coupe 1953	2:24.538	8	10	+21.051	83.1
22 2		Pietro TENCONI		1	ERMINI 1100 1952	2:26.119	12	12	+22.632	82.2
23 24		Carlos SIELECKI		1	MASERATI A6GCS 1955	2:27.509	6	12	+24.022	81.4
24 32		KESSEL RACING		1	FERRARI 500TR 1956	2:29.957	10	10	+26.470	80.1
25 64		Nicola VON DÖNHOFF		2	ASTON MARTIN DB3S 1955	2:30.971	10	11	+27.484	79.6
26 4		Olivier HUEZ		1	CONNAUGHT ALSR 1954	2:33.534	11	11	+30.047	78.2
27 50		John HOUGHTALING		2	FERRARI 750 Monza 1955	2:37.853	11	11	+34.366	76.1
28 30		Josef EIM		1	FERRARI 166MM/53 1953	2:38.073	10	11	+34.586	76.0
29 62		Nigel WEBB		3	JAGUAR C TYPE 1952					



RACE C VITTORIO MARZOTTO - Front-engine Sport Racing cars from 1952 to 1957

Free Practice Provisional Classification

Num Pilote No Driver	Nat Pil Dr Nat	Concurrent Competitor	Nat Con Com Nat	Classe Class	Marque Modèle - Année Type Model - Year	Temps Time	Tour Lap	Tours Laps	Ecart Gap	Vitesse Speed
-------------------------	-------------------	--------------------------	--------------------	-----------------	--	---------------	-------------	---------------	--------------	------------------

CAR 8 - LAP 1 DELETED DUE TO TRACK LIMITS
 CAR 32 - LAPS 2 AND 3 DELETED DUE TO TRACK LIMITS
 CAR 30 - LAPS 4 AND 11 DELETED DUE TO TRACK LIMITS
 CAR 60 - LAP 5 DELETED DUE TO TRACK LIMITS
 CARS 32 AND 70 - LAP 7 DELETED DUE TO TRACK LIMITS
 CAR 58 - LAP 9 DELETED DUE TO TRACK LIMITS
 CARS 28 AND 32 LAP 10 DELETED DUE TO TRACK LIMITS
 CAR 26 - LAPS 11 AND 13 DELETED DUE TO TRACK LIMITS

Published at: 16:50

Track Status: **DRY**

Race Director:


Timekeeper:
 Alberto ESTÉBANEZ






15^e GRAND PRIX DE MONACO HISTORIQUE | 24-26 AVRIL 2026 



RACE C VITTORIO MARZOTTO - Front-engine Sport Racing cars from 1952 to 1957

Free Practice Best Sector Times


Pos	Secteur 1 Sector 1			Secteur 2 Sector 2			Secteur 3 Sector 3			Pos	Num Pilote No Driver	Tour Idéal-Ideal Lap	M.Tour-Best Lap
	Num Pilote No Driver	Temps Time	Num Pilote No Driver	Temps Time	Num Pilote No Driver	Temps Time	Num Pilote No Driver	Temps Time					
1	56 R.WILSON	36.523	56 R.WILSON	51.512	76 F.WAKEMAN	34.864	1	56 R.WILSON	2:03.167	2:03.487 (1)			
2	76 F.WAKEMAN	36.524	76 F.WAKEMAN	52.429	56 R.WILSON	35.132	2	76 F.WAKEMAN	2:03.817	2:06.756 (2)			
3	74 M.ELICABE	37.525	70 M.SIELECKI	52.583	70 M.SIELECKI	35.981	3	70 M.SIELECKI	2:06.133	2:08.611 (4)			
4	52 F.STIPPLER	37.538	58 N.BERT	52.983	52 F.STIPPLER	36.300	4	52 F.STIPPLER	2:06.848	2:06.848 (3)			
5	70 M.SIELECKI	37.569	52 F.STIPPLER	53.010	58 N.BERT	36.690	5	58 N.BERT	2:07.545	2:08.865 (5)			
6	58 N.BERT	37.872	74 M.ELICABE	53.442	74 M.ELICABE	37.093	6	74 M.ELICABE	2:08.060	2:08.925 (6)			
7	54 A.BIRKENSTOCK	39.191	68 M.CASTELEIN	55.496	68 M.CASTELEIN	37.597	7	68 M.CASTELEIN	2:12.428	2:13.125 (7)			
8	68 M.CASTELEIN	39.335	26 M.WILLMS	56.029	22 J.BALLY	38.320	8	26 M.WILLMS	2:14.748	2:17.498 (14)			
9	22 J.BALLY	40.127	18 E.STAES	56.119	26 M.WILLMS	38.365	9	18 E.STAES	2:15.227	2:15.227 (8)			
10	18 E.STAES	40.199	12 L.RATHENOW	56.370	20 A.SUCARI	38.382	10	12 L.RATHENOW	2:15.469	2:16.284 (10)			
11	26 M.WILLMS	40.354	20 A.SUCARI	56.420	72 K.KYVALOVA	38.478	11	20 A.SUCARI	2:15.521	2:16.504 (11)			
12	66 W.FRIEDRICHS	40.401	6 I.THOMPSON	56.422	12 L.RATHENOW	38.627	12	6 I.THOMPSON	2:15.722	2:15.722 (9)			
13	12 L.RATHENOW	40.472	22 J.BALLY	57.341	6 I.THOMPSON	38.686	13	22 J.BALLY	2:15.788	2:17.275 (12)			
14	6 I.THOMPSON	40.614	14 S.BOND	57.559	54 A.BIRKENSTOCK	38.748	14	54 A.BIRKENSTOCK	2:16.869	2:19.474 (16)			
15	20 A.SUCARI	40.719	72 K.KYVALOVA	57.564	18 E.STAES	38.909	15	72 K.KYVALOVA	2:17.135	2:17.431 (13)			
16	72 K.KYVALOVA	41.093	28 C.INCERTI	58.590	14 S.BOND	39.055	16	14 S.BOND	2:17.973	2:18.397 (15)			
17	14 S.BOND	41.359	66 W.FRIEDRICHS	58.781	28 C.INCERTI	39.485	17	66 W.FRIEDRICHS	2:18.720	2:20.170 (17)			
18	60 J.CIZEK	41.591	60 J.CIZEK	58.867	60 J.CIZEK	39.488	18	60 J.CIZEK	2:19.946	2:20.465 (19)			
19	28 C.INCERTI	41.941	54 A.BIRKENSTOCK	58.930	66 W.FRIEDRICHS	39.538	19	28 C.INCERTI	2:20.016	2:20.340 (18)			
20	48 F.VALOBRA	42.405	48 F.VALOBRA	59.319	48 F.VALOBRA	39.593	20	48 F.VALOBRA	2:21.317	2:21.597 (20)			
21	8 P.MACCHI	43.383	8 P.MACCHI	59.750	8 P.MACCHI	40.854	21	8 P.MACCHI	2:23.987	2:24.538 (21)			
22	32 F.SICCARDI	44.242	2 P.TENCONI	59.891	2 P.TENCONI	40.920	22	2 P.TENCONI	2:25.065	2:26.119 (22)			
23	24 C.SIELECKI	44.245	24 C.SIELECKI	1:01.037	24 C.SIELECKI	40.955	23	24 C.SIELECKI	2:26.237	2:27.509 (23)			
24	2 P.TENCONI	44.254	32 F.SICCARDI	1:01.693	32 F.SICCARDI	42.134	24	32 F.SICCARDI	2:28.069	2:29.957 (24)			
25	64 N.VON DÖNHOF	44.954	64 N.VON DÖNHOF	1:01.847	64 N.VON DÖNHOF	42.658	25	64 N.VON DÖNHOF	2:29.459	2:30.971 (25)			
26	4 O.HUEZ	45.316	4 O.HUEZ	1:02.933	50 J.HOUGHTALING	43.585	26	4 O.HUEZ	2:32.688	2:33.534 (26)			
27	50 J.HOUGHTALING	46.727	50 J.HOUGHTALING	1:04.619	30 J.EIM	44.411	27	50 J.HOUGHTALING	2:34.931	2:37.853 (27)			
28	30 J.EIM	47.726	30 J.EIM	1:05.936	4 O.HUEZ	44.439	28	30 J.EIM	2:38.073	2:38.073 (28)			



RACE C VITTORIO MARZOTTO - Front-engine Sport Racing cars from 1952 to 1957

Free Practice Sector Analysis

Lap under Red Flag							— Invalidated Lap							■ Personal Best							■ Session Best							B Crossing the pit lane							
Tour Lap	Temps Time	Secteur 1 Sector 1	Secteur 2 Sector 2	Secteur 3 Sector 3	Vitesse Speed	Heure Elapsed	Tour Lap	Temps Time	Secteur 1 Sector 1	Secteur 2 Sector 2	Secteur 3 Sector 3	Vitesse Speed	Heure Elapsed	Tour Lap	Temps Time	Secteur 1 Sector 1	Secteur 2 Sector 2	Secteur 3 Sector 3	Vitesse Speed	Heure Elapsed	Tour Lap	Temps Time	Secteur 1 Sector 1	Secteur 2 Sector 2	Secteur 3 Sector 3	Vitesse Speed	Heure Elapsed								
2 Pietro TENCONI Pietro TENCONI ERMINI 1100 1952																																			
1	3:15.296	1:24.602	1:05.596	45.098	61.5	3:15.296	2	2:39.235	47.820	1:05.305	46.110	75.4	6:48.317	3	2:35.327	44.635	1:04.334	46.358	77.3	9:23.644	4	2:30.335	43.529	1:04.279	42.527	79.9	11:53.979	5	2:29.464	44.492	1:02.644	42.328	80.4	14:23.443	
2	2:34.427	48.443	1:02.913	43.071	77.8	5:49.723	6	2:22.578	42.424	1:00.106	40.048	84.3	16:46.021	7	2:20.491	42.388	58.139	39.964	85.5	19:06.512	8	2:18.133	42.303	56.989	38.841	87.0	21:24.645	9	2:20.725	43.000	58.205	39.520	85.4	23:45.370	
3	2:32.425	47.727	1:01.269	43.429	78.8	8:22.148	10	2:20.121	42.490	58.071	39.560	85.7	26:05.491	11	2:21.254	41.738	1:00.340	39.176	85.0	28:26.745	12	2:15.722	40.614	56.422	38.686	88.5	30:42.467								
4 Olivier HUEZ Olivier HUEZ CONNAUGHT ALSR 1954																																			
1	4:32.793	2:18.843	1:18.996	54.954	44.0	4:32.793	1	4:20.170	2:23.158	1:11.040	45.972	46.2	4:20.170	2	2:37.909	48.740	1:05.004	44.165	76.1	6:58.079	3	2:38.843	45.975	1:04.476	48.392	75.6	9:36.922	4	2:31.691	46.523	1:02.478	42.690	79.2	12:08.613	
2	3:00.186	53.395	1:12.397	54.394	66.7	7:32.979	5	7:13.523 B	44.844	1:01.277	5:27.402	27.7	19:22.136	6	2:36.678	53.866	1:00.881	41.931	76.7	21:58.814	7	2:25.033	44.126	59.750	41.157	82.8	24:23.847	8	2:24.538	43.383	1:00.192	40.963	83.1	26:48.385	
3	2:51.575	51.180	1:10.103	50.292	70.0	10:24.554	9	2:25.592	44.737	1:00.001	40.854	82.5	29:13.977	10	2:28.458	44.068	1:03.383	41.007	80.9	31:42.435															
6 Ian THOMPSON Ian THOMPSON COOPER-BRISTOL T20/T25 1952																																			
1	4:09.082	2:16.134	1:04.561	48.387	48.2	4:09.082	1	3:27.212	1:34.108	1:08.179	44.925	58.0	3:27.212	2	2:23.351	43.675	59.780	39.896	83.8	5:50.563	3	2:19.965	42.289	58.926	38.750	85.8	8:10.528	4	2:17.930	41.225	57.920	38.785	87.1	10:28.458	
							5	2:20.583	40.719	58.753	41.111	85.5	12:49.041	6	2:18.180	40.727	56.888	40.565	86.9	15:07.221															
8 Pierre MACCHI Pierre MACCHI FRAZER-NASH Le Mans Coupe 1953																																			
12 Lutz RATHENOW Lutz RATHENOW VERITAS RS2000 1948																																			





15^e GRAND PRIX DE MONACO HISTORIQUE | 24-26 AVRIL 2026



RACE C VITTORIO MARZOTTO - Front-engine Sport Racing cars from 1952 to 1957

Free Practice Sector Analysis

Lap under Red Flag

— Invalidated Lap

■ Personal Best

■ Session Best

B Crossing the pit lane

Tour Lap	Temps Time	Secteur 1 Sector 1	Secteur 2 Sector 2	Secteur 3 Sector 3	Vitesse Speed	Heure Elapsed
7	2:16.284	40.890	56.767	38.627	88.1	17:23.505
8	2:17.237	40.809	57.290	39.138	87.5	19:40.742
9	2:17.805	40.965	57.498	39.342	87.2	21:58.547
10	2:16.625	40.472	57.302	38.851	87.9	24:15.172
11	2:18.325	40.509	56.370	41.446	86.8	26:33.497
12	2:22.765	41.221	1:01.874	39.670	84.1	28:56.262
13	2:19.858	41.022	58.111	40.725	85.9	31:16.120

14		Stephen BOND		LISTER FLAT IRON 1955		
Tour Lap	Temps Time	Secteur 1 Sector 1	Secteur 2 Sector 2	Secteur 3 Sector 3	Vitesse Speed	Heure Elapsed
1	3:16.547	1:25.823	1:07.395	43.329	61.1	3:16.547
2	2:29.892	45.752	1:02.362	41.778	80.1	5:46.439
3	2:31.860	49.779	1:01.090	40.991	79.1	8:18.299
4	2:23.112	43.059	59.818	40.235	83.9	10:41.411
5	2:26.109	43.796	59.946	42.367	82.2	13:07.520
6	2:19.934	42.482	58.397	39.055	85.8	15:27.454
7	2:19.896	41.392	58.695	39.809	85.9	17:47.350
8	2:21.366	43.253	58.336	39.777	85.0	20:08.716
9	2:21.284	41.715	1:00.357	39.212	85.0	22:30.000
10	2:18.397	41.359	57.651	39.387	86.8	24:48.397
11	2:22.180	42.587	57.559	42.034	84.5	27:10.577
12	2:26.265	43.630	1:01.542	41.093	82.1	29:36.842
13	2:29.109	43.741	59.159	46.209	80.6	32:05.951

18		Erik STAES		LOTUS MK XI 1956		
Tour Lap	Temps Time	Secteur 1 Sector 1	Secteur 2 Sector 2	Secteur 3 Sector 3	Vitesse Speed	Heure Elapsed
1	3:28.799	1:35.388	1:08.881	44.530	57.5	3:28.799
2	2:30.032	46.615	1:02.195	41.222	80.1	5:58.831
3	2:22.126	42.325	1:00.038	39.763	84.5	8:20.957
4	2:20.628	41.308	59.570	39.750	85.4	10:41.585
5	2:20.681	41.347	59.239	40.095	85.4	13:02.266
6	2:17.630	40.899	57.085	39.646	87.3	15:19.896
7	2:18.148	40.535	58.302	39.311	87.0	17:38.044

Tour Lap	Temps Time	Secteur 1 Sector 1	Secteur 2 Sector 2	Secteur 3 Sector 3	Vitesse Speed	Heure Elapsed
8	2:17.476	41.127	57.426	38.923	87.4	19:55.520
9	2:18.589	40.591	58.420	39.578	86.7	22:14.109
10	2:15.227	40.199	56.119	38.909	88.8	24:29.336
11	2:18.996	41.375	57.623	39.998	86.4	26:48.332
12	2:22.415	41.915	59.492	41.008	84.4	29:10.747
13	2:20.994	40.710	57.764	42.520	85.2	31:31.741

20		Adrian SUCARI		MASERATI A6GCS 1954		
Tour Lap	Temps Time	Secteur 1 Sector 1	Secteur 2 Sector 2	Secteur 3 Sector 3	Vitesse Speed	Heure Elapsed
1	3:26.728	1:33.618	1:07.966	45.144	58.1	3:26.728
2	2:36.855	49.157	1:05.748	41.950	76.6	6:03.583
3	2:27.883	46.412	1:01.284	40.187	81.2	8:31.466
4	2:23.046	42.115	59.698	41.233	84.0	10:54.512
5	2:24.256	45.437	58.961	39.858	83.3	13:18.768
6	2:22.221	44.110	58.787	39.324	84.5	15:40.989
7	2:19.547	42.017	58.220	39.310	86.1	18:00.536
8	2:20.265	42.040	57.000	41.225	85.6	20:20.801
9	2:25.430	43.864	1:01.060	40.506	82.6	22:46.231
10	2:16.504	41.257	56.865	38.382	88.0	25:02.735
11	2:20.281	45.135	56.420	38.726	85.6	27:23.016
12	2:21.357	40.951	1:01.508	38.898	85.0	29:44.373

22		Jean-Jaques BALLY		MASERATI A6GCS 1953		
Tour Lap	Temps Time	Secteur 1 Sector 1	Secteur 2 Sector 2	Secteur 3 Sector 3	Vitesse Speed	Heure Elapsed
1	3:07.416	1:20.682	1:05.179	41.555	64.1	3:07.416
2	2:27.022	43.185	1:02.879	40.958	81.7	5:34.438
3	2:21.841	43.009	59.055	39.777	84.7	7:56.279
4	2:17.275	41.299	57.341	38.635	87.5	10:13.554
5	2:18.112	41.881	57.911	38.320	87.0	12:31.666
6	2:19.065	41.657	58.154	39.254	86.4	14:50.731
7	2:17.828	40.672	57.896	39.260	87.2	17:08.559
8	2:21.605	40.572	59.574	41.459	84.8	19:30.164
9	2:20.668	42.096	58.565	40.007	85.4	21:50.832



RACE C VITTORIO MARZOTTO - Front-engine Sport Racing cars from 1952 to 1957

Free Practice Sector Analysis

Lap under Red Flag



— Invalidated Lap

■ Personal Best



■ Session Best

B Crossing the pit lane

Tour Lap	Temps Time	Secteur 1 Sector 1	Secteur 2 Sector 2	Secteur 3 Sector 3	Vitesse Speed	Heure Elapsed
10	2:19.217	40.992	58.752	39.473	86.3	24:10.049
11	2:18.518	41.110	58.517	38.891	86.7	26:28.567
12	2:19.307	41.701	58.537	39.069	86.2	28:47.874
13	2:19.114	40.127	1:00.270	38.717	86.4	31:06.988



24  **Carlos SIELECKI**
 Carlos SIELECKI MASERATI A6GCS 1955

Lap	Time	S1	S2	S3	Speed	Elapsed
1	3:24.854	1:28.945	1:09.986	45.923	58.6	3:24.854
2	2:38.316	48.785	1:06.864	42.667	75.9	6:03.170
3	2:34.102	45.349	1:05.785	42.968	78.0	8:37.272
4	2:31.715	46.422	1:03.135	42.158	79.2	11:08.987
5	2:29.496	45.878	1:02.417	41.201	80.4	13:38.483
6	2:27.509	44.912	1:01.642	40.955	81.4	16:05.992
7	2:33.779	46.781	1:02.512	44.486	78.1	18:39.771
8	2:27.704	45.327	1:01.327	41.050	81.3	21:07.475
9	2:35.172	44.561	1:06.754	43.857	77.4	23:42.647
10	2:30.131	47.408	1:01.037	41.686	80.0	26:12.778
11	2:28.100	45.547	1:01.577	40.976	81.1	28:40.878
12	2:33.163	44.245	1:04.629	44.289	78.4	31:14.041



26  **Michael WILLMS**
 METHUSALEM RACING MASERATI 150S/200S 1955

Lap	Time	S1	S2	S3	Speed	Elapsed
1	3:05.533	1:20.041	1:03.040	42.452	64.7	3:05.533
2	2:27.389	43.956	1:03.479	39.954	81.5	5:32.922
3	2:19.478	41.606	57.921	39.951	86.1	7:52.400
4	2:19.015	42.088	57.706	39.221	86.4	10:11.415
5	2:18.693	42.898	57.430	38.365	86.6	12:30.108
6	2:18.304	42.190	57.038	39.076	86.9	14:48.412
7	2:21.886	41.390	56.765	43.731	84.7	17:10.298
8	2:38.628	47.164	1:07.784	43.680	75.7	19:48.926
9	2:36.217	44.528	1:08.984	42.705	76.9	22:25.143
10	2:35.664	47.585	1:04.939	43.140	77.2	25:00.807
11	<u>2:31.501</u>	48.628	1:03.880	38.993	79.3	27:32.308

Tour Lap	Temps Time	Secteur 1 Sector 1	Secteur 2 Sector 2	Secteur 3 Sector 3	Vitesse Speed	Heure Elapsed
12	2:17.498	40.482	56.468	40.548	87.4	29:49.806
13	<u>2:16.659</u>	40.354	56.029	40.276	87.9	32:06.465

28  **Carlo INCERTI**
 Carlo INCERTI MASERATI 200SI 1957

Lap	Time	S1	S2	S3	Speed	Elapsed
1	3:04.911	1:14.802	1:04.980	45.129	65.0	3:04.911
2	2:32.686	47.382	1:02.841	42.463	78.7	5:37.597
3	2:26.497	44.363	1:00.545	41.589	82.0	8:04.094
4	2:25.166	43.494	59.590	42.082	82.8	10:29.260
5	2:23.471	43.316	59.191	40.964	83.7	12:52.731
6	2:22.653	42.778	59.445	40.430	84.2	15:15.384
7	2:20.340	42.265	58.590	39.485	85.6	17:35.724
8	2:21.894	42.558	59.173	40.163	84.7	19:57.618
9	2:24.675	42.081	1:01.899	40.695	83.0	22:22.293
10	<u>2:22.838</u>	41.941	1:00.673	40.224	84.1	24:45.131
11	2:24.431	42.293	1:00.143	41.995	83.2	27:09.562
12	2:40.375	49.054	1:09.508	41.813	74.9	29:49.937
13	2:26.556	43.243	58.845	44.468	82.0	32:16.493

30  **Josef EIM**
 Josef EIM FERRARI 166MM/53 1953

Lap	Time	S1	S2	S3	Speed	Elapsed
1	3:58.030	1:55.109	1:14.078	48.843	50.5	3:58.030
2	2:53.006	49.818	1:09.846	53.342	69.4	6:51.036
3	2:45.243	49.716	1:08.642	46.885	72.7	9:36.279
4	<u>2:43.694</u>	49.351	1:09.132	45.211	73.4	12:19.973
5	2:47.764	50.045	1:10.520	47.199	71.6	15:07.737
6	2:47.072	51.310	1:09.285	46.477	71.9	17:54.809
7	2:41.614	49.681	1:06.532	45.401	74.3	20:36.423
8	2:46.717	50.029	1:08.959	47.729	72.1	23:23.140
9	2:39.989	48.307	1:06.033	45.649	75.1	26:03.129
10	2:38.073	47.726	1:05.936	44.411	76.0	28:41.202
11	<u>2:48.118</u>	49.828	1:11.944	46.346	71.5	31:29.320



15^e GRAND PRIX DE MONACO HISTORIQUE | 24-26 AVRIL 2026



RACE C VITTORIO MARZOTTO - Front-engine Sport Racing cars from 1952 to 1957

Free Practice Sector Analysis

Lap under Red Flag

— Invalidated Lap

■ Personal Best

■ Session Best

B Crossing the pit lane

Tour Lap	Temps Time	Secteur 1 Sector 1	Secteur 2 Sector 2	Secteur 3 Sector 3	Vitesse Speed	Heure Elapsed	Tour Lap	Temps Time	Secteur 1 Sector 1	Secteur 2 Sector 2	Secteur 3 Sector 3	Vitesse Speed	Heure Elapsed	
32	+	Francesco SICCARDI												
	+	KESSEL RACING					FERRARI 500TR 1956							
1	4:07.574	2:14.446	1:04.153	48.975	48.5	4:07.574	3	2:40.988	48.311	1:06.248	46.429	74.6	9:31.654	
2	<u>2:39.899</u>	48.219	1:05.491	46.189	75.1	6:47.473	4	2:40.398	48.643	1:07.316	44.439	74.9	12:12.052	
3	<u>2:30.681</u>	44.242	1:03.317	43.122	79.7	9:18.154	5	2:39.564	46.989	1:05.935	46.640	75.3	14:51.616	
4	2:31.300	45.217	1:01.780	44.303	79.4	11:49.454	6	2:38.069	47.289	1:07.195	43.585	76.0	17:29.685	
5	2:37.080	46.984	1:06.909	43.187	76.5	14:26.534	7	2:42.269	49.765	1:06.322	46.182	74.0	20:11.954	
6	2:33.570	47.049	1:04.040	42.481	78.2	17:00.104	8	2:40.645	47.854	1:06.714	46.077	74.8	22:52.599	
7	<u>2:33.054</u>	45.270	1:02.628	45.156	78.5	19:33.158	9	2:38.538	46.727	1:04.619	47.192	75.8	25:31.137	
8	7:00.221 B	46.854	2:37.256	3:36.111	28.6	26:33.379	10	2:38.478	50.021	1:04.636	43.821	75.8	28:09.615	
9	2:37.912	51.889	1:03.598	42.425	76.1	29:11.291	11	2:37.853	47.121	1:05.221	45.511	76.1	30:47.468	
10	2:29.957	46.130	1:01.693	42.134	80.1	31:41.248								
48	+	Franco VALOBRA												
	+	Franco VALOBRA					FERRARI 750 Monza 1955							
1	4:03.625	2:01.120	1:14.959	47.546	49.3	4:03.625	1	2:53.794	1:08.607	1:03.496	41.691	69.1	2:53.794	
2	2:42.073	48.782	1:08.071	45.220	74.1	6:45.698	2	2:12.014	38.854	55.780	37.380	91.0	5:05.808	
3	2:34.111	45.119	1:04.815	44.177	78.0	9:19.809	3	2:11.362	38.111	55.702	37.549	91.5	7:17.170	
4	2:31.002	44.837	1:03.089	43.076	79.6	11:50.811	4	2:12.404	37.889	54.717	39.798	90.7	9:29.574	
5	2:33.623	46.214	1:03.519	43.890	78.2	14:24.434	5	4:40.154 B	38.523	58.228	3:03.403	42.9	14:09.728	
6	2:29.859	46.131	1:02.426	41.302	80.2	16:54.293	6	2:30.248	54.245	58.514	37.489	80.0	16:39.976	
7	2:23.547	43.518	59.319	40.710	83.7	19:17.840	7	2:06.848	37.538	53.010	36.300	94.7	18:46.824	
8	2:22.969	43.046	59.740	40.183	84.0	21:40.809	8	2:11.640	37.886	53.285	40.469	91.3	20:58.464	
9	2:24.177	43.989	59.845	40.343	83.3	24:04.986	9	7:40.153 B	39.484	1:01.063	5:59.606	26.1	28:38.617	
10	2:21.597	42.405	59.375	39.817	84.8	26:26.583	10	3:20.089	1:10.088	1:19.744	50.257	60.0	31:58.706	
11	2:28.540	48.649	1:00.298	39.593	80.9	28:55.123								
12	2:28.580	47.185	59.804	41.591	80.9	31:23.703								
54	+	Alex BIRKENSTOCK												
	+	METHUSALEM RACING					MASERATI 250S 1957							
1	4:06.462	2:04.329	1:13.128	49.005	48.7	4:06.462	1	4:06.462	2:04.329	1:13.128	49.005	48.7	4:06.462	
2	2:36.340	46.677	1:06.307	43.356	76.8	6:42.802	2	2:36.340	46.677	1:06.307	43.356	76.8	6:42.802	
3	2:26.397	43.934	1:02.018	40.445	82.1	9:09.199	3	2:26.397	43.934	1:02.018	40.445	82.1	9:09.199	
4	2:23.852	42.909	1:00.187	40.756	83.5	11:33.051	4	2:23.852	42.909	1:00.187	40.756	83.5	11:33.051	
5	2:22.217	42.724	59.831	39.662	84.5	13:55.268	5	2:22.217	42.724	59.831	39.662	84.5	13:55.268	
6	2:22.150	41.493	59.359	41.298	84.5	16:17.418	6	2:22.150	41.493	59.359	41.298	84.5	16:17.418	
7	2:19.474	40.821	59.171	39.482	86.1	18:36.892	7	2:19.474	40.821	59.171	39.482	86.1	18:36.892	
8	2:20.065	40.960	58.930	40.175	85.8	20:56.957	8	2:20.065	40.960	58.930	40.175	85.8	20:56.957	



RACE C VITTORIO MARZOTTO - Front-engine Sport Racing cars from 1952 to 1957

Free Practice Sector Analysis

Lap under Red Flag



— Invalidated Lap

■ Personal Best



■ Session Best

B Crossing the pit lane

Tour Lap	Temps Time	Secteur 1 Sector 1	Secteur 2 Sector 2	Secteur 3 Sector 3	Vitesse Speed	Heure Elapsed
9	2:24.007	40.454	1:04.805	38.748	83.4	23:20.964
10	2:19.975	40.135	1:01.023	38.817	85.8	25:40.939



56  **Richard WILSON**
 Richard WILSON MASERATI 250S 1957

1	3:30.000	1:53.498	57.943	38.559	57.2	3:30.000
2	2:23.564	45.982	58.859	38.723	83.7	5:53.564
3	2:11.023	41.834	53.610	35.579	91.7	8:04.587
4	2:09.065	38.699	53.580	36.786	93.1	10:13.652
5	2:08.155	39.930	52.369	35.856	93.7	12:21.807
6	2:06.193	38.094	52.967	35.132	95.2	14:28.000
7	5:53.365 B	41.614	57.932	4:13.819	34.0	20:21.365
8	2:22.248	46.833	58.914	36.501	84.5	22:43.613
9	2:03.487	36.523	51.512	35.452	97.3	24:47.100
10	2:08.140	40.133	52.437	35.570	93.8	26:55.240
11	2:10.860	37.077	54.960	38.823	91.8	29:06.100
12	2:13.233	38.450	55.076	39.707	90.2	31:19.333



58  **Nicolas BERT**
 Nicolas BERT JAGUAR C TYPE 1952

1	3:02.890	1:17.592	1:02.698	42.600	65.7	3:02.890
2	2:16.602	41.243	56.798	38.561	87.9	5:19.492
3	2:11.652	39.611	54.402	37.639	91.2	7:31.144
4	2:12.079	40.242	53.906	37.931	91.0	9:43.223
5	2:10.706	39.385	54.404	36.917	91.9	11:53.929
6	2:13.175	41.749	54.736	36.690	90.2	14:07.104
7	2:08.865	37.963	52.983	37.919	93.2	16:15.969
8	2:10.126	37.872	54.007	38.247	92.3	18:26.095
9	2:10.448	38.738	53.436	38.274	92.1	20:36.543
10	2:12.618	38.236	57.669	36.713	90.6	22:49.161
11	2:09.475	38.515	53.662	37.298	92.8	24:58.636
12	2:10.500	38.274	53.550	38.676	92.1	27:09.136
13	2:14.068	41.962	55.097	37.009	89.6	29:23.204

14	2:27.556	42.816	1:01.028	43.712	81.4	31:50.760
----	----------	--------	----------	--------	------	-----------

60  **Jan CIZEK**
 Jan CIZEK JAGUAR C TYPE 1952

1	3:24.874	1:30.073	1:10.120	44.681	58.6	3:24.874
2	2:31.149	47.112	1:01.302	42.735	79.5	5:56.023
3	2:31.149	43.855	1:04.992	42.302	79.5	8:27.172
4	2:28.081	43.954	1:01.061	43.066	81.1	10:55.253
5	2:30.553	46.320	1:00.429	43.804	79.8	13:25.806
6	2:25.789	43.585	1:01.014	41.190	82.4	15:51.595
7	2:23.361	43.199	59.891	40.271	83.8	18:14.956
8	2:24.617	43.109	59.419	42.089	83.1	20:39.573
9	2:25.022	42.011	1:02.138	40.873	82.8	23:04.595
10	2:23.801	42.811	1:00.122	40.868	83.5	25:28.396
11	2:20.465	42.110	58.867	39.488	85.5	27:48.861
12	2:22.183	41.591	1:00.703	39.889	84.5	30:11.044

64  **Nicolas VON DÖNHOF**
 Nicola VON DÖNHOF ASTON MARTIN DB3S 1955

1	4:05.355	2:00.368	1:14.819	50.168	49.0	4:05.355
2	2:56.605	57.218	1:12.182	47.205	68.0	7:01.960
3	2:43.847	48.502	1:08.361	46.984	73.3	9:45.807
4	2:39.128	48.915	1:05.036	45.177	75.5	12:24.935
5	2:43.042	50.612	1:07.581	44.849	73.7	15:07.977
6	2:38.743	50.272	1:04.983	43.488	75.7	17:46.720
7	2:33.701	47.241	1:03.187	43.273	78.2	20:20.421
8	2:39.669	49.454	1:06.747	43.468	75.2	23:00.090
9	2:32.291	45.178	1:03.627	43.486	78.9	25:32.381
10	2:30.971	45.184	1:03.129	42.658	79.6	28:03.352
11	2:31.142	44.954	1:01.847	44.341	79.5	30:34.494

66  **Wolfgang FRIEDRICHS**
 Wolfgang FRIEDRICHS ASTON MARTIN DB3S 1954



15^e GRAND PRIX DE MONACO HISTORIQUE | 24-26 AVRIL 2026



RACE C VITTORIO MARZOTTO - Front-engine Sport Racing cars from 1952 to 1957

Free Practice Sector Analysis

Lap under Red Flag

— Invalidated Lap

■ Personal Best

■ Session Best

B Crossing the pit lane

Tour Lap	Temps Time	Secteur 1 Sector 1	Secteur 2 Sector 2	Secteur 3 Sector 3	Vitesse Speed	Heure Elapsed	Tour Lap	Temps Time	Secteur 1 Sector 1	Secteur 2 Sector 2	Secteur 3 Sector 3	Vitesse Speed	Heure Elapsed
1	3:02.078	1:04.791	1:12.863	44.424	66.0	3:02.078	3	2:12.012	39.097	55.154	37.761	91.0	7:24.746
2	2:29.560	45.291	1:02.744	41.525	80.3	5:31.638	4	4:14.680 B	38.181	57.025	2:39.474	47.2	11:39.426
3	2:29.353	48.183	1:00.643	40.527	80.4	8:00.991	5	2:17.455	43.648	55.319	38.488	87.4	13:56.881
4	2:24.439	42.817	1:00.903	40.719	83.2	10:25.430	6	2:17.072	41.119	57.704	38.249	87.6	16:13.953
5	2:24.472	42.714	59.540	42.218	83.2	12:49.902	7	6:30.982 B	37.569	52.692	5:00.721	30.7	22:44.935
6	2:20.457	41.439	59.283	39.735	85.5	15:10.359	8	2:19.345	46.491	56.163	36.691	86.2	25:04.280
7	2:24.606	46.103	58.781	39.722	83.1	17:34.965	9	2:11.158	41.700	53.477	35.981	91.6	27:15.438
8	2:20.170	41.648	58.782	39.740	85.7	19:55.135	10	2:23.257	44.598	1:02.081	36.578	83.9	29:38.695
9	2:22.086	40.401	1:02.147	39.538	84.5	22:17.221	11	2:08.611	37.961	52.583	38.067	93.4	31:47.306
10	2:23.145	40.787	1:00.548	41.810	83.9	24:40.366							
11	2:26.768	43.678	1:00.669	42.421	81.9	27:07.134							
12	2:28.718	45.751	1:01.844	41.123	80.8	29:35.852							
68		Maxime CASTELEIN					72		Katarina KYVALOVA				
		Maxime CASTELEIN							Katarina KYVALOVA				COOPER-JAGUAR T33 1954
1	2:56.562	1:09.788	1:05.473	41.301	68.0	2:56.562	1	3:02.523	1:12.374	1:06.102	44.047	65.8	3:02.523
2	2:19.771	41.695	58.532	39.544	85.9	5:16.333	2	2:29.363	45.760	1:03.263	40.340	80.4	5:31.886
3	2:18.193	41.142	57.657	39.394	86.9	7:34.526	3	2:23.010	44.754	59.175	39.081	84.0	7:54.896
4	2:18.756	41.436	58.136	39.184	86.6	9:53.282	4	2:23.861	42.200	1:00.888	40.773	83.5	10:18.757
5	2:15.506	39.958	57.339	38.209	88.7	12:08.788	5	2:18.904	41.817	58.317	38.770	86.5	12:37.661
6	2:16.955	40.327	56.087	40.541	87.7	14:25.743	6	2:21.027	41.453	1:00.595	38.979	85.2	14:58.688
7	2:15.363	40.967	56.799	37.597	88.7	16:41.106	7	2:17.731	41.495	57.694	38.542	87.2	17:16.419
8	2:14.135	39.335	56.344	38.456	89.6	18:55.241	8	3:56.824 B	41.947	59.722	2:15.155	50.7	21:13.243
9	2:13.402	39.871	55.496	38.035	90.1	21:08.643	9	2:30.379	48.760	1:01.387	40.232	79.9	23:43.622
10	2:16.598	39.646	58.736	38.216	87.9	23:25.241	10	2:17.960	41.101	57.719	39.140	87.1	26:01.582
11	2:13.916	39.655	56.485	37.776	89.7	25:39.157	11	2:17.431	41.369	57.584	38.478	87.4	28:19.013
12	2:14.581	40.288	56.104	38.189	89.3	27:53.738	12	2:17.736	41.093	57.564	39.079	87.2	30:36.749
13	2:13.125	39.777	55.563	37.785	90.2	30:06.863							
70		Mathias SIELECKI					74		Manuel ELICABE				
		Mathias SIELECKI							Manuel ELICABE				COOPER-JAGUAR T38 (MK2) 1955
1	2:56.548	1:08.116	1:06.784	41.648	68.0	2:56.548	1	2:55.243	1:06.775	1:07.382	41.086	68.6	2:55.243
2	2:16.186	39.955	58.189	38.042	88.2	5:12.734	2	2:16.585	40.339	58.127	38.119	88.0	5:11.828
							3	2:11.890	38.603	54.894	38.393	91.1	7:23.718
							4	2:13.438	38.068	57.378	37.992	90.0	9:37.156
							5	2:14.389	39.469	55.491	39.429	89.4	11:51.545
							6	2:15.988	43.494	54.490	38.004	88.3	14:07.533



15^e GRAND PRIX DE MONACO HISTORIQUE | 24-26 AVRIL 2026 




RACE C VITTORIO MARZOTTO - Front-engine Sport Racing cars from 1952 to 1957

Free Practice Sector Analysis

Lap under Red Flag — Invalidated Lap ■ Personal Best ■ Session Best **B** Crossing the pit lane

Tour Lap	Temps Time	Secteur 1 Sector 1	Secteur 2 Sector 2	Secteur 3 Sector 3	Vitesse Speed	Heure Elapsed	Tour Lap	Temps Time	Secteur 1 Sector 1	Secteur 2 Sector 2	Secteur 3 Sector 3	Vitesse Speed	Heure Elapsed
7	3:34.521 B	38.455	54.617	2:01.449	56.0	17:42.054							
8	2:16.153	42.550	55.944	37.659	88.2	19:58.207							
9	2:15.752	38.357	1:00.302	37.093	88.5	22:13.959							
10	2:08.925	37.765	53.442	37.718	93.2	24:22.884							
11	2:09.593	37.525	53.922	38.146	92.7	26:32.477							
12	2:16.064	40.713	56.201	39.150	88.3	28:48.541							
13	2:13.448	39.987	56.120	37.341	90.0	31:01.989							

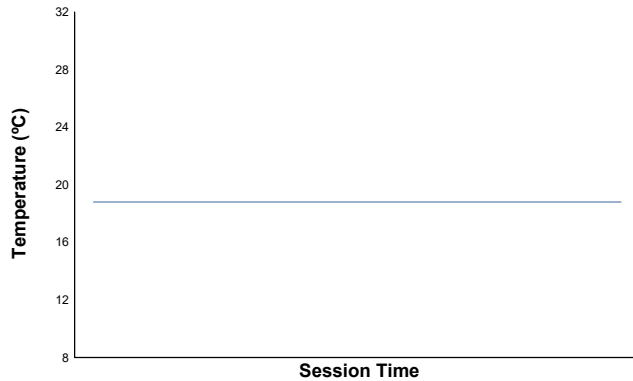
76  Frederic WAKEMAN		COOPER-JAGUAR T38 1955											
Tour Lap	Temps Time	Secteur 1 Sector 1	Secteur 2 Sector 2	Secteur 3 Sector 3	Vitesse Speed	Heure Elapsed	Tour Lap	Temps Time	Secteur 1 Sector 1	Secteur 2 Sector 2	Secteur 3 Sector 3	Vitesse Speed	Heure Elapsed
1	2:54.375	1:06.065	1:07.390	40.920	68.9	2:54.375							
2	2:14.015	40.386	57.462	36.167	89.6	5:08.390							
3	2:10.859	38.274	55.325	37.260	91.8	7:19.249							
4	2:12.438	37.683	55.051	39.704	90.7	9:31.687							
5	2:18.117	39.074	57.929	41.114	87.0	11:49.804							
6	2:06.756	38.213	53.327	35.216	94.8	13:56.560							
7	2:16.200	40.736	55.229	40.235	88.2	16:12.760							
8	3:52.222 B	37.995	52.429	2:21.798	51.7	20:04.982							
9	2:24.346	46.768	59.696	37.882	83.2	22:29.328							
10	2:10.298	37.362	57.370	35.566	92.2	24:39.626							
11	2:07.931	36.524	52.624	38.783	93.9	26:47.557							
12	2:12.172	38.669	58.639	34.864	90.9	28:59.729							
13	2:18.617	41.945	57.308	39.364	86.7	31:18.346							



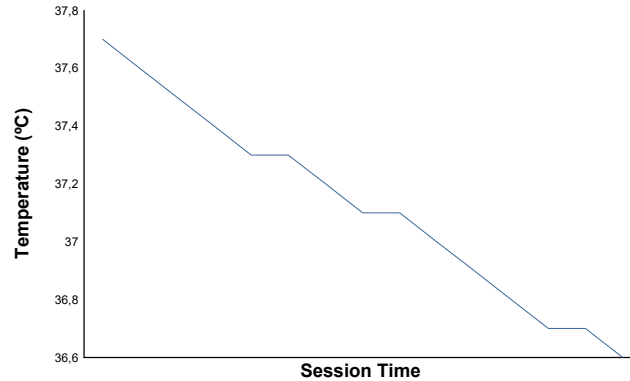
RACE C VITTORIO MARZOTTO - Front-engine Sport Racing cars from 1952 to 1957

Free Practice Weather Report

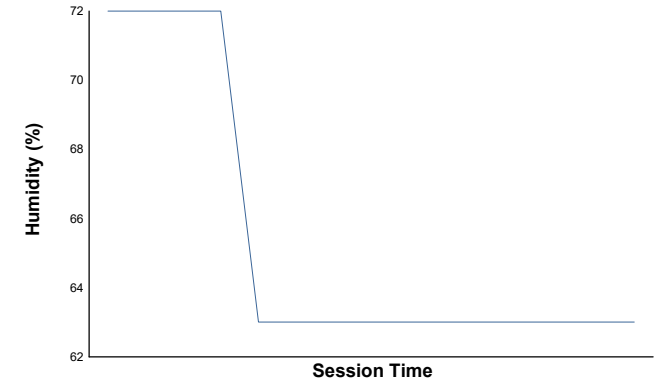
Air Temperature



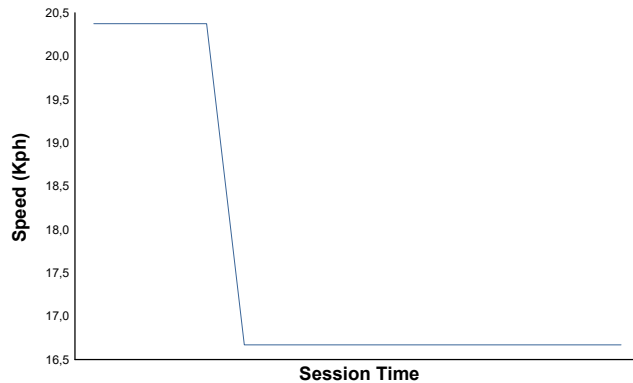
Track Temperature



Humidity

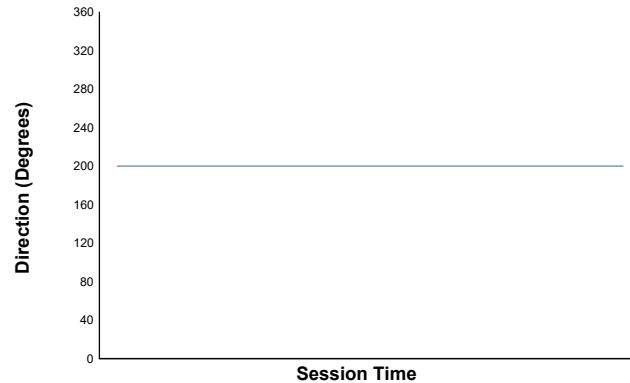


Wind Speed

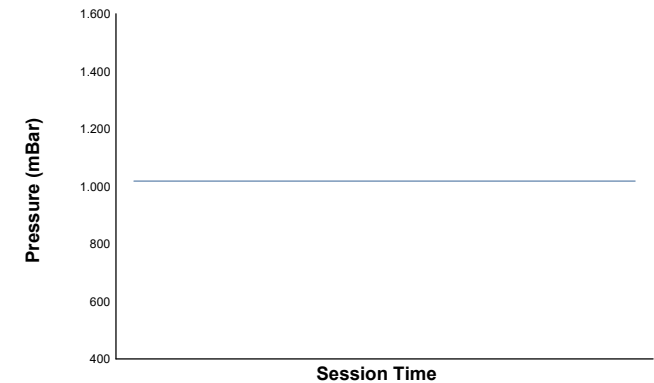


Wind Direction

North=0°/360° East=90° South=180° West=270°



Pressure



Track Status: **DRY**