



15<sup>e</sup> GRAND PRIX DE MONACO HISTORIQUE | 24-26 AVRIL 2026



RACE C VITTORIO MARZOTTO - Front-engine Sport Racing cars from 1952 to 1957

Qualifying Practice Final Classification

Num Pilote No Driver	Nat Pil Dr Nat	Concurrent Competitor	Nat Con Com Nat	Classe Class	Marque Modèle - Année Type Model - Year	Temps Time	Tour Lap	Tours Laps	Ecart Gap	Vitesse Speed
1 56	WILSON Richard	WILSON, Richard		2	MASERATI 250S 1957	1:59.220	6	12	-	100.8
2 76	WAKEMAN Frederic	WAKEMAN, Frederic		3	COOPER-JAGUAR T38 1955	1:59.660	3	11	+0.440	100.4
3 52	STIPPLER Frank	STIPPLER, Frank		2	FERRARI 250MM 1953	2:05.075	8	10	+5.855	96.0
4 70	SIELECKI Mathias	SIELECKI, Mathias		3	ASTON MARTIN DB3S 1955	2:05.417	9	11	+6.197	95.8
5 58	BERT Nicolas	BERT, Nicolas		2	JAGUAR C TYPE 1952	2:06.392	5	10	+7.172	95.0
6 74	ELICABE Manuel	ELICABE, Manuel		3	COOPER-JAGUAR T38 (MK2) 1955	2:07.982	5	11	+8.762	93.9
7 18	STAES Erik	STAES, Erik		1	LOTUS MK XI 1956	2:10.505	11	11	+11.285	92.1
8 68	CASTELEIN Maxime	CASTELEIN, Maxime		3	ASTON MARTIN DB3S 1953	2:10.789	5	11	+11.569	91.9
9 62	WEBB Nigel	WEBB, Nigel		3	JAGUAR C TYPE 1952	2:10.948	5	11	+11.728	91.7
10 20	SUCARI Adrian	SUCARI, Adrian		1	MASERATI A6GCS 1954	2:11.529	10	10	+12.309	91.3
11 22	BALLY Jean-Jaques	BALLY, Jean-Jacques		1	MASERATI A6GCS 1953	2:12.790	4	11	+13.570	90.5
12 14	BOND Stephen	BOND, Stephen		1	LISTER FLAT IRON 1955	2:13.558	11	11	+14.338	89.9
13 6	THOMPSON Ian	THOMPSON, Ian		1	COOPER-BRISTOL T20/T25 1952	2:13.725	4	11	+14.505	89.8
14 12	RATHENOW Lutz	RATHENOW, Lutz		1	VERITAS RS2000 1948	2:14.011	8	11	+14.791	89.6
15 72	KYVALOVA Katarina	KYVALOVA, Katarina		3	COOPER-JAGUAR T33 1954	2:14.201	3	11	+14.981	89.5
16 48	VALOBRA Franco	VALOBRA, Franco		2	FERRARI 750 Monza 1955	2:15.346	5	11	+16.126	88.8
17 54	BIRKENSTOCK Alex	METHUSALEM RACING		2	MASERATI 250S 1957	2:15.395	10	10	+16.175	88.7
18 26	WILLMS Michael	METHUSALEM RACING		1	MASERATI 150S/200S 1955	2:15.601	7	10	+16.381	88.6
19 60	CIZEK Jan	CIZEK, Jan		2	JAGUAR C TYPE 1952	2:15.894	11	11	+16.674	88.4
20 28	INCERTI Carlo	INCERTI, Carlo		1	MASERATI 200SI 1957	2:18.846	5	8	+19.626	86.5
21 8	MACCHI Pierre	MACCHI, Pierre		1	FRAZER-NASH Le Mans Coupe 1953	2:19.599	9	10	+20.379	86.1
22 66	FRIEDRICHS Wolfgang	FRIEDRICHS, Wolfgang		3	ASTON MARTIN DB3S 1954	2:19.711	4	10	+20.491	86.0
23 24	SIELECKI Carlos	SIELECKI, Carlos		1	MASERATI A6GCS 1955	2:22.583	5	10	+23.363	84.3
24 2	TENCONI Pietro	TENCONI, Pietro		1	ERMINI 1100 1952	2:22.967	8	10	+23.747	84.0
25 64	VON DÖNHOF Nicolas	VON DÖNHOF, Nicola		2	ASTON MARTIN DB3S 1955	2:23.863	9	10	+24.643	83.5
26 32	SICCARDI Francesco	KESSEL RACING		1	FERRARI 500TR 1956	2:28.912	9	9	+29.692	80.7
27 4	HUEZ Olivier	HUEZ, Olivier		1	CONNAUGHT ALSR 1954	2:29.978	4	9	+30.758	80.1
28 30	EIM Josef	EIM, Josef		1	FERRARI 166MM/53 1953	2:30.054	8	9	+30.834	80.1
■ Max. qual. time: 2:34.986										
50	HOUGHTALING John	HOUGHTALING, John		2	FERRARI 750 Monza 1955					



RACE C VITTORIO MARZOTTO - Front-engine Sport Racing cars from 1952 to 1957

Qualifying Practice Final Classification

Num Pilote No Driver	Nat Pil Dr Nat	Concurrent Competitor	Nat Con Com Nat	Classe Class	Marque Modèle - Année Type Model - Year	Temps Time	Tour Lap	Tours Laps	Ecart Gap	Vitesse Speed
-------------------------	-------------------	--------------------------	--------------------	-----------------	--	---------------	-------------	---------------	--------------	------------------

CAR 2 - LAP 2 DELETED DUE TO TRACK LIMITS  
 CAR 12 - LAP 7 DELETED DUE TO TRACK LIMITS  
 CAR 28 - LAP 8 DELETED DUE TO TRACK LIMITS

Published at: ...15:00.....

Track Status: **DRY**

<b>Stewards:</b>  H.ORSINI - Chairman of the Stewards			 S.BENSA - Steward			 F.LURA - Steward			<b>Timekeeper:</b> Alberto ESTÉBANEZ 		
--	--	--	--	--	--	--	--	--	--	--	--





RACE C VITTORIO MARZOTTO - Front-engine Sport Racing cars from 1952 to 1957

Qualifying Practice Best Sector Times

Pos	Secteur 1 Sector 1			Secteur 2 Sector 2			Secteur 3 Sector 3			Pos	Num Pilote No Driver	Tour Idéal-Ideal Lap	M.Tour-Best Lap
	Num Pilote No Driver	Temps Time	Num Pilote No Driver	Temps Time	Num Pilote No Driver	Temps Time	Num Pilote No Driver	Temps Time					
1	52 F.STIPPLER	36.976	52 F.STIPPLER	52.267	70 M.SIELECKI	35.831	1	52 F.STIPPLER	2:05.075	2:05.075 (3)			
2	70 M.SIELECKI	37.129	70 M.SIELECKI	52.432	52 F.STIPPLER	35.832	2	70 M.SIELECKI	2:05.392	2:05.417 (4)			
3	74 M.ELICABE	37.305	58 N.BERT	52.509	58 N.BERT	36.008	3	58 N.BERT	2:06.386	2:06.392 (5)			
4	58 N.BERT	37.869	74 M.ELICABE	53.532	74 M.ELICABE	36.299	4	74 M.ELICABE	2:07.136	2:07.982 (6)			
5	18 E.STAES	38.634	18 E.STAES	54.258	62 N.WEBB	36.571	5	62 N.WEBB	2:10.044	2:10.948 (9)			
6	68 M.CASTELEIN	38.760	62 N.WEBB	54.408	68 M.CASTELEIN	37.068	6	18 E.STAES	2:10.322	2:10.505 (7)			
7	22 J.BALLY	39.021	20 A.SUCARI	54.437	20 A.SUCARI	37.263	7	68 M.CASTELEIN	2:10.789	2:10.789 (8)			
8	62 N.WEBB	39.065	68 M.CASTELEIN	54.961	18 E.STAES	37.430	8	20 A.SUCARI	2:11.349	2:11.529 (10)			
9	26 M.WILLMS	39.543	12 L.RATHENOW	54.987	22 J.BALLY	37.451	9	22 J.BALLY	2:12.173	2:12.790 (11)			
10	6 I.THOMPSON	39.608	14 S.BOND	55.409	72 K.KYVALOVA	37.490	10	12 L.RATHENOW	2:12.725	2:14.011 (14)			
11	48 F.VALOBRA	39.621	6 I.THOMPSON	55.518	48 F.VALOBRA	37.674	11	14 S.BOND	2:13.144	2:13.558 (12)			
12	20 A.SUCARI	39.649	22 J.BALLY	55.701	12 L.RATHENOW	37.887	12	6 I.THOMPSON	2:13.173	2:13.725 (13)			
13	72 K.KYVALOVA	39.654	48 F.VALOBRA	56.223	26 M.WILLMS	37.891	13	72 K.KYVALOVA	2:13.453	2:14.201 (15)			
14	14 S.BOND	39.833	72 K.KYVALOVA	56.309	14 S.BOND	37.902	14	48 F.VALOBRA	2:13.518	2:15.346 (16)			
15	12 L.RATHENOW	39.851	26 M.WILLMS	56.612	6 I.THOMPSON	38.047	15	26 M.WILLMS	2:14.046	2:15.601 (18)			
16	54 A.BIRKENSTOCK	40.026	60 J.CIZEK	56.642	28 C.INCERTI	38.224	16	54 A.BIRKENSTOCK	2:15.141	2:15.395 (17)			
17	66 W.FRIEDRICH	40.228	28 C.INCERTI	56.682	54 A.BIRKENSTOCK	38.403	17	28 C.INCERTI	2:15.739	2:18.846 (20)			
18	60 J.CIZEK	40.359	54 A.BIRKENSTOCK	56.712	60 J.CIZEK	38.850	18	60 J.CIZEK	2:15.851	2:15.894 (19)			
19	28 C.INCERTI	40.833	8 P.MACCHI	58.416	8 P.MACCHI	38.963	19	66 W.FRIEDRICH	2:18.515	2:19.711 (22)			
20	8 P.MACCHI	41.410	66 W.FRIEDRICH	58.800	66 W.FRIEDRICH	39.487	20	8 P.MACCHI	2:18.789	2:19.599 (21)			
21	24 C.SIELECKI	42.833	2 P.TENCONI	58.884	24 C.SIELECKI	39.816	21	24 C.SIELECKI	2:22.462	2:22.583 (23)			
22	64 N.VON DÖNHOF	43.338	64 N.VON DÖNHOF	59.529	2 P.TENCONI	40.064	22	2 P.TENCONI	2:22.879	2:22.967 (24)			
23	2 P.TENCONI	43.931	24 C.SIELECKI	59.813	64 N.VON DÖNHOF	40.444	23	64 N.VON DÖNHOF	2:23.311	2:23.863 (25)			
24	32 F.SICCARDI	44.454	32 F.SICCARDI	1:00.583	32 F.SICCARDI	41.370	24	32 F.SICCARDI	2:26.407	2:28.912 (26)			
25	4 O.HUEZ	44.711	4 O.HUEZ	1:01.426	30 J.EIM	42.363	25	4 O.HUEZ	2:29.515	2:29.978 (27)			
26	30 J.EIM	45.525	30 J.EIM	1:02.166	4 O.HUEZ	43.378	26	30 J.EIM	2:30.054	2:30.054 (28)			



# 15<sup>e</sup> GRAND PRIX DE MONACO HISTORIQUE | 24-26 AVRIL 2026



## RACE C VITTORIO MARZOTTO - Front-engine Sport Racing cars from 1952 to 1957

### Qualifying Practice Sector Analysis

Lap under Red Flag

— Invalidated Lap

■ Personal Best

■ Session Best

B Crossing the pit lane

Tour Lap	Temps Time	Secteur 1 Sector 1	Secteur 2 Sector 2	Secteur 3 Sector 3	Vitesse Speed	Heure Elapsed
<b>2</b>	<b>Pietro TENCONI</b>					
	TENCONI, Pietro <span style="float:right">ERMINI 1100 1952</span>					
1	3:54.600	1:52.215	1:03.099	59.286	51.2	3:54.600
2	<u>2:26.447</u>	46.106	59.701	40.640	82.0	6:21.047
3	2:28.206	44.722	1:01.973	41.511	81.1	8:49.253
4	2:24.044	44.022	59.324	40.698	83.4	11:13.297
5	2:23.348	44.176	<b>58.884</b>	40.288	83.8	13:36.645
6	2:27.863	47.024	1:00.465	40.374	81.2	16:04.508
7	2:24.174	44.193	59.380	40.601	83.3	18:28.682
8	<b>2:22.967</b>	<b>43.931</b>	58.972	<b>40.064</b>	84.0	20:51.649
9	2:25.742	44.422	1:00.037	41.283	82.4	23:17.391
10	2:27.709	44.531	1:00.790	42.388	81.3	25:45.100

Tour Lap	Temps Time	Secteur 1 Sector 1	Secteur 2 Sector 2	Secteur 3 Sector 3	Vitesse Speed	Heure Elapsed
<b>4</b>	<b>Olivier HUEZ</b>					
	HUEZ, Olivier <span style="float:right">CONNAUGHT ALSR 1954</span>					
1	4:24.865	2:28.711	1:09.262	46.892	45.4	4:24.865
2	2:33.564	46.663	1:03.213	43.688	78.2	6:58.429
3	2:34.167	46.960	1:02.491	44.716	77.9	9:32.596
4	<b>2:29.978</b>	<b>44.711</b>	<b>1:01.426</b>	43.841	80.1	12:02.574
5	4:28.397	2:38.483	1:04.564	45.350	44.8	16:30.971
6	2:42.674	47.194	1:08.671	46.809	73.8	19:13.645
7	2:37.209	47.696	1:03.520	45.993	76.4	21:50.854
8	2:37.841	49.236	1:03.780	44.825	76.1	24:28.695
9	2:30.135	44.930	1:01.827	<b>43.378</b>	80.0	26:58.830

Tour Lap	Temps Time	Secteur 1 Sector 1	Secteur 2 Sector 2	Secteur 3 Sector 3	Vitesse Speed	Heure Elapsed
<b>6</b>	<b>Ian THOMPSON</b>					
	THOMPSON, Ian <span style="float:right">COOPER-BRISTOL T20/T25 1952</span>					
1	3:45.340	1:41.241	1:06.573	57.526	53.3	3:45.340
2	2:16.753	42.213	56.493	<b>38.047</b>	87.8	6:02.093
3	2:13.783	<b>39.608</b>	56.097	38.078	89.8	8:15.876
4	<b>2:13.725</b>	39.957	55.707	38.061	89.8	10:29.601
5	2:14.759	39.767	<b>55.518</b>	39.474	89.1	12:44.360

Tour Lap	Temps Time	Secteur 1 Sector 1	Secteur 2 Sector 2	Secteur 3 Sector 3	Vitesse Speed	Heure Elapsed
6	2:17.193	42.277	56.032	38.884	87.6	15:01.553
7	2:14.488	40.235	55.968	38.285	89.3	17:16.041
8	2:20.156	44.351	57.658	38.147	85.7	19:36.197
9	2:17.902	40.374	56.273	41.255	87.1	21:54.099
10	2:15.068	41.141	55.753	38.174	88.9	24:09.167
11	2:15.180	39.976	57.131	38.073	88.9	26:24.347

Tour Lap	Temps Time	Secteur 1 Sector 1	Secteur 2 Sector 2	Secteur 3 Sector 3	Vitesse Speed	Heure Elapsed
<b>8</b>	<b>Pierre MACCHI</b>					
	MACCHI, Pierre <span style="float:right">FRAZER-NASH Le Mans Coupe 1953</span>					
1	4:13.553	2:25.510	1:05.110	42.933	47.4	4:13.553
2	2:25.180	43.033	1:00.667	41.480	82.7	6:38.733
3	2:21.955	42.672	58.691	40.592	84.6	9:00.688
4	2:21.045	42.765	58.625	39.655	85.2	11:21.733
5	2:21.890	42.500	1:00.283	39.107	84.7	13:43.623
6	2:26.890	47.697	59.593	39.600	81.8	16:10.513
7	2:58.938	1:13.128	1:03.595	42.215	67.1	19:09.451
8	2:29.886	42.903	1:02.294	44.689	80.1	21:39.337
9	<b>2:19.599</b>	42.220	<b>58.416</b>	<b>38.963</b>	86.1	23:58.936
10	2:19.866	<b>41.410</b>	58.842	39.614	85.9	26:18.802











Tour Lap	Temps Time	Secteur 1 Sector 1	Secteur 2 Sector 2	Secteur 3 Sector 3	Vitesse Speed	Heure Elapsed
<b>12</b>	<b>Lutz RATHENOW</b>					
	RATHENOW, Lutz <span style="float:right">VERITAS RS2000 1948</span>					
1	3:50.836	1:53.925	1:06.187	50.724	52.0	3:50.836
2	2:27.223	46.873	58.718	41.632	81.6	6:18.059
3	2:19.026	41.119	58.981	38.926	86.4	8:37.085
4	2:15.295	40.507	56.493	38.295	88.8	10:52.380
5	2:15.192	40.049	56.643	38.500	88.9	13:07.572
6	2:16.529	41.220	57.422	<b>37.887</b>	88.0	15:24.101
7	2:14.380	40.337	<b>54.987</b>	39.056	89.4	17:38.481
8	<b>2:14.011</b>	<b>39.851</b>	56.074	38.086	89.6	19:52.492
9	2:19.636	40.299	1:00.469	38.868	86.0	22:12.128
10	2:15.939	40.717	55.827	39.395	88.4	24:28.067
11	2:14.694	40.187	55.996	38.511	89.2	26:42.761



RACE C VITTORIO MARZOTTO - Front-engine Sport Racing cars from 1952 to 1957

Qualifying Practice Sector Analysis

Lap under Red Flag    — Invalidated Lap    ■ Personal Best    ■ Session Best    ■ B Crossing the pit lane

Tour Lap	Temps Time	Secteur 1 Sector 1	Secteur 2 Sector 2	Secteur 3 Sector 3	Vitesse Speed	Heure Elapsed	Tour Lap	Temps Time	Secteur 1 Sector 1	Secteur 2 Sector 2	Secteur 3 Sector 3	Vitesse Speed	Heure Elapsed	
<b>14</b>	 <b>Stephen BOND</b>	LISTER FLAT IRON 1955						3	2:55.270	1:10.981	1:01.502	42.787	68.5	9:32.116
	 BOND, Stephen							4	2:12.028	39.979	54.786	<span style="color: green;">37.263</span>	91.0	11:44.144
1	3:54.091	1:57.266	1:04.266	52.559	51.3	3:54.091	5	2:11.888	39.949	<span style="color: green;">54.437</span>	37.502	91.1	13:56.032	
2	2:19.927	42.738	58.288	38.901	85.9	6:14.018	6	2:33.747	41.335	1:09.155	43.257	78.1	16:29.779	
3	2:19.772	42.057	59.348	38.367	85.9	8:33.790	7	2:24.151	43.418	1:00.041	40.692	83.3	18:53.930	
4	2:16.019	41.487	56.627	37.905	88.3	10:49.809	8	2:15.668	39.770	57.197	38.701	88.5	21:09.598	
5	2:13.767	40.316	55.498	37.953	89.8	13:03.576	9	2:13.465	40.396	54.446	38.623	90.0	23:23.063	
6	2:15.653	41.827	55.906	37.920	88.6	15:19.229	10	<span style="color: green;">2:11.529</span>	<span style="color: green;">39.649</span>	54.469	37.411	91.3	25:34.592	
7	2:15.059	39.922	55.939	39.198	88.9	17:34.288								
8	2:13.715	39.988	55.783	37.944	89.8	19:48.003	<b>22</b>	 <b>Jean-Jaques BALLY</b>	MASERATI A6GCS 1953					
9	2:18.548	41.573	58.806	38.169	86.7	22:06.551		 BALLY, Jean-Jacques						
10	2:15.429	41.088	56.439	<span style="color: green;">37.902</span>	88.7	24:21.980	1	3:45.235	1:55.270	59.617	50.348	53.3	3:45.235	
11	<span style="color: green;">2:13.558</span>	<span style="color: green;">39.833</span>	<span style="color: green;">55.409</span>	38.316	89.9	26:35.538	2	2:15.697	41.490	56.589	37.618	88.5	6:00.932	
<b>18</b>	 <b>Erik STAES</b>	LOTUS MK XI 1956						3	2:13.151	<span style="color: green;">39.021</span>	56.162	37.968	90.2	8:14.083
	 STAES, Erik							4	<span style="color: green;">2:12.790</span>	39.395	55.944	<span style="color: green;">37.451</span>	90.5	10:26.873
1	3:49.155	1:55.351	1:03.483	50.321	52.4	3:49.155	5	2:14.188	39.550	56.516	38.122	89.5	12:41.061	
2	2:21.745	42.724	59.308	39.713	84.8	6:10.900	6	2:17.175	41.941	56.902	38.332	87.6	14:58.236	
3	2:17.538	41.696	56.394	39.448	87.3	8:28.438	7	2:15.193	39.769	57.435	37.989	88.9	17:13.429	
4	2:15.063	40.910	55.901	38.252	88.9	10:43.501	8	2:14.302	40.372	<span style="color: green;">55.701</span>	38.229	89.4	19:27.731	
5	2:13.580	39.492	55.591	38.497	89.9	12:57.081	9	2:20.397	40.755	57.678	41.964	85.6	21:48.128	
6	2:13.467	40.483	55.210	37.774	90.0	15:10.548	10	2:19.648	41.250	59.364	39.034	86.0	24:07.776	
7	2:13.281	39.128	55.492	38.661	90.1	17:23.829	11	2:18.661	40.671	58.812	39.178	86.6	26:26.437	
8	2:15.128	39.645	56.586	38.897	88.9	19:38.957								
9	2:12.527	40.349	<span style="color: green;">54.258</span>	37.920	90.6	21:51.484	<b>24</b>	 <b>Carlos SIELECKI</b>	MASERATI A6GCS 1955					
10	2:12.223	40.041	54.565	37.617	90.9	24:03.707		 SIELECKI, Carlos						
11	<span style="color: green;">2:10.505</span>	<span style="color: green;">38.634</span>	54.441	<span style="color: green;">37.430</span>	92.1	26:14.212	1	3:55.606	2:00.704	1:06.822	48.080	51.0	3:55.606	
<b>20</b>	 <b>Adrian SUCARI</b>	MASERATI A6GCS 1954						2	2:33.424	48.171	1:03.537	41.716	78.3	6:29.030
	 SUCARI, Adrian							3	2:26.914	45.281	1:00.924	40.709	81.8	8:55.944
1	3:58.032	2:13.105	1:02.236	42.691	50.5	3:58.032	4	2:24.416	43.659	1:00.306	40.451	83.2	11:20.360	
2	2:38.814	48.474	1:04.386	45.954	75.6	6:36.846	5	<span style="color: green;">2:22.583</span>	42.954	<span style="color: green;">59.813</span>	<span style="color: green;">39.816</span>	84.3	13:42.943	
							6	2:37.197	50.342	1:05.201	41.654	76.4	16:20.140	
							7	2:25.079	44.216	1:00.127	40.736	82.8	18:45.219	
							8	2:24.109	<span style="color: green;">42.833</span>	1:00.289	40.987	83.4	21:09.328	



RACE C VITTORIO MARZOTTO - Front-engine Sport Racing cars from 1952 to 1957

Qualifying Practice Sector Analysis

Lap under Red Flag    — Invalidated Lap    ■ Personal Best    ■ Session Best    B Crossing the pit lane

Tour Lap	Temps Time	Secteur 1 Sector 1	Secteur 2 Sector 2	Secteur 3 Sector 3	Vitesse Speed	Heure Elapsed
9	2:26.910	44.237	59.879	42.794	81.8	23:36.238
10	2:25.404	43.449	1:01.928	40.027	82.6	26:01.642

26 Michael WILLMS METHUSALEM RACING MASERATI 150S/200S 1955						
Tour Lap	Temps Time	Secteur 1 Sector 1	Secteur 2 Sector 2	Secteur 3 Sector 3	Vitesse Speed	Heure Elapsed
1	4:40.641	2:46.155	1:15.293	39.193	42.8	4:40.641
2	2:16.629	39.543	58.492	38.594	87.9	6:57.270
3	2:21.076	43.856	58.756	38.464	85.2	9:18.346
4	2:17.562	41.171	56.849	39.542	87.3	11:35.908
5	2:16.507	41.581	56.879	38.047	88.0	13:52.415
6	2:23.450	43.802	59.567	40.081	83.7	16:15.865
7	2:15.601	41.098	56.612	37.891	88.6	18:31.466
8	3:17.975 B	43.287	1:01.301	1:33.387	60.7	21:49.441
9	2:27.448	49.274	58.084	40.090	81.5	24:16.889
10	2:16.281	41.181	56.658	38.442	88.2	26:33.170

28 Carlo INCERTI INCERTI, Carlo MASERATI 200SI 1957						
Tour Lap	Temps Time	Secteur 1 Sector 1	Secteur 2 Sector 2	Secteur 3 Sector 3	Vitesse Speed	Heure Elapsed
1	3:59.161	2:14.306	1:03.075	41.780	50.2	3:59.161
2	2:27.305	45.911	1:00.544	40.850	81.6	6:26.466
3	2:20.021	42.200	58.182	39.639	85.8	8:46.487
4	2:19.188	41.664	57.724	39.800	86.3	11:05.675
5	2:18.846	42.447	56.813	39.586	86.5	13:24.521
6	2:19.609	44.703	56.682	38.224	86.0	15:44.130
7	2:24.727	45.388	58.977	40.362	83.0	18:08.857
8	2:18.124	40.851	56.885	40.388	87.0	20:26.981

30 Josef EIM EIM, Josef FERRARI 166MM/53 1953						
Tour Lap	Temps Time	Secteur 1 Sector 1	Secteur 2 Sector 2	Secteur 3 Sector 3	Vitesse Speed	Heure Elapsed
1	4:26.084	2:31.994	1:08.444	45.646	45.1	4:26.084
2	2:41.192	47.334	1:07.870	45.988	74.5	7:07.276
3	2:34.328	47.131	1:03.895	43.302	77.8	9:41.604
4	2:39.630	48.796	1:06.073	44.761	75.3	12:21.234

Tour Lap	Temps Time	Secteur 1 Sector 1	Secteur 2 Sector 2	Secteur 3 Sector 3	Vitesse Speed	Heure Elapsed
5	2:37.779	48.055	1:06.426	43.298	76.1	14:59.013
6	2:39.958	49.576	1:04.509	45.873	75.1	17:38.971
7	2:31.538	46.369	1:02.220	42.949	79.3	20:10.509
8	2:30.054	45.525	1:02.166	42.363	80.1	22:40.563
9	2:36.742	47.792	1:04.545	44.405	76.6	25:17.305

32 Francesco SICCARDI KESSEL RACING FERRARI 500TR 1956						
Tour Lap	Temps Time	Secteur 1 Sector 1	Secteur 2 Sector 2	Secteur 3 Sector 3	Vitesse Speed	Heure Elapsed
1	4:18.686	2:30.627	1:04.438	43.621	46.4	4:18.686
2	2:32.523	47.565	1:02.337	42.621	78.8	6:51.209
3	2:40.632	52.393	1:03.501	44.738	74.8	9:31.841
4	2:34.049	47.413	1:01.015	45.621	78.0	12:05.890
5	4:45.958 B	44.961	1:07.873	2:53.124	42.0	16:51.848
6	2:34.088	50.183	1:01.884	42.021	78.0	19:25.936
7	2:55.636	46.384	1:27.882	41.370	68.4	22:21.572
8	2:29.113	44.454	1:00.583	44.076	80.6	24:50.685
9	2:28.912	45.696	1:01.597	41.619	80.7	27:19.597

48 Franco VALOBRA VALOBRA, Franco FERRARI 750 Monza 1955						
Tour Lap	Temps Time	Secteur 1 Sector 1	Secteur 2 Sector 2	Secteur 3 Sector 3	Vitesse Speed	Heure Elapsed
1	3:51.509	2:04.687	59.698	47.124	51.9	3:51.509
2	2:32.118	51.166	1:02.334	38.618	79.0	6:23.627
3	2:19.166	43.473	57.553	38.140	86.3	8:42.793
4	2:19.292	41.230	59.635	38.427	86.2	11:02.085
5	2:15.346	40.731	56.811	37.804	88.8	13:17.431
6	2:15.715	41.818	56.223	37.674	88.5	15:33.146
7	2:16.323	40.451	57.801	38.071	88.1	17:49.469
8	2:20.478	43.581	58.875	38.022	85.5	20:09.947
9	2:16.278	39.621	57.672	38.985	88.2	22:26.225
10	2:22.023	42.897	58.200	40.926	84.6	24:48.248
11	2:21.363	42.429	1:00.107	38.827	85.0	27:09.611



**RACE C VITTORIO MARZOTTO - Front-engine Sport Racing cars from 1952 to 1957**

**Qualifying Practice Sector Analysis**

Lap under Red Flag    — Invalidated Lap    ■ Personal Best    ■ Session Best    **B** Crossing the pit lane

Tour Lap	Temps Time	Secteur 1 Sector 1	Secteur 2 Sector 2	Secteur 3 Sector 3	Vitesse Speed	Heure Elapsed
<b>52</b>	<b>Frank STIPPLER</b>					
	STIPPLER, Frank    FERRARI 250MM 1953					
1	3:29.629	1:35.405	1:06.166	48.058	57.3	3:29.629
2	2:08.055	38.028	53.591	36.436	93.8	5:37.684
3	2:06.582	37.666	52.752	36.164	94.9	7:44.266
4	2:06.186	37.211	53.006	35.969	95.2	9:50.452
5	4:27.403 <b>B</b>	37.571	55.328	2:54.504	44.9	14:17.855
6	2:24.608	48.542	57.650	38.416	83.1	16:42.463
7	2:12.303	39.201	54.644	38.458	90.8	18:54.766
8	<span style="color: green;">2:05.075</span>	<span style="color: purple;">36.976</span>	<span style="color: purple;">52.267</span>	<span style="color: green;">35.832</span>	96.0	20:59.841
9	2:05.715	37.043	52.559	36.113	95.6	23:05.556
10	2:26.577	37.004	1:09.414	40.159	82.0	25:32.133
<b>54</b>	<b>Alex BIRKENSTOCK</b>					
	METHUSALEM RACING    MASERATI 250S 1957					
1	4:44.739	2:47.219	1:16.181	41.339	42.2	4:44.739
2	2:28.795	42.076	1:03.948	42.771	80.7	7:13.534
3	2:28.860	45.525	1:01.929	41.406	80.7	9:42.394
4	2:26.784	42.804	1:01.633	42.347	81.8	12:09.178
5	2:23.246	43.231	59.635	40.380	83.9	14:32.424
6	2:22.902	43.892	59.408	39.602	84.1	16:55.326
7	2:19.297	41.016	58.123	40.158	86.2	19:14.623
8	2:22.014	42.234	57.048	42.732	84.6	21:36.637
9	2:16.303	41.036	<span style="color: green;">56.712</span>	38.555	88.1	23:52.940
10	<span style="color: green;">2:15.395</span>	<span style="color: green;">40.026</span>	56.966	<span style="color: green;">38.403</span>	88.7	26:08.335
<b>56</b>	<b>Richard WILSON</b>					
	WILSON, Richard    MASERATI 250S 1957					
1	3:37.565				55.2	3:37.565
2	2:11.246				91.5	5:48.811
3	2:00.160				100.0	7:48.971
4	2:00.803				99.4	9:49.774











Tour Lap	Temps Time	Secteur 1 Sector 1	Secteur 2 Sector 2	Secteur 3 Sector 3	Vitesse Speed	Heure Elapsed
5	2:07.477				94.2	11:57.251
6	<span style="color: purple;">1:59.220</span>				100.8	13:56.471
7	2:05.663				95.6	16:02.134
8	2:01.429				98.9	18:03.563
9	2:02.153				98.3	20:05.716
10	2:01.829				98.6	22:07.545
11	2:02.703				97.9	24:10.248
12	2:17.548				87.3	26:27.796
<b>58</b>	<b>Nicolas BERT</b>					
	BERT, Nicolas    JAGUAR C TYPE 1952					
1	3:43.288	1:41.160	1:05.715	56.413	53.8	3:43.288
2	2:08.812	38.800	53.208	36.804	93.3	5:52.100
3	2:08.477	38.365	53.983	36.129	93.5	8:00.577
4	2:07.759	38.877	52.874	<span style="color: green;">36.008</span>	94.0	10:08.336
5	<span style="color: green;">2:06.392</span>	<span style="color: green;">37.869</span>	<span style="color: green;">52.509</span>	36.014	95.0	12:14.728
6	2:19.028	40.464	59.891	38.673	86.4	14:33.756
7	2:13.962	41.428	55.377	37.157	89.7	16:47.718
8	4:55.854 <b>B</b>	38.968	58.701	3:18.185	40.6	21:43.572
9	2:12.522	42.190	53.643	36.689	90.7	23:56.094
10	2:13.838	38.768	56.811	38.259	89.8	26:09.932
<b>60</b>	<b>Jan CIZEK</b>					
	CIZEK, Jan    JAGUAR C TYPE 1952					
1	4:02.806	2:18.418	1:02.586	41.802	49.5	4:02.806
2	2:26.423	44.337	1:02.107	39.979	82.0	6:29.229
3	2:19.506	41.911	57.730	39.865	86.1	8:48.735
4	2:18.806	41.970	57.472	39.364	86.5	11:07.541
5	2:18.014	41.683	57.242	39.089	87.0	13:25.555
6	2:21.375	44.930	56.999	39.446	85.0	15:46.930
7	2:18.829	41.359	57.468	40.002	86.5	18:05.759
8	2:18.943	40.734	59.076	39.133	86.5	20:24.702
9	2:16.811	40.607	57.074	39.130	87.8	22:41.513



RACE C VITTORIO MARZOTTO - Front-engine Sport Racing cars from 1952 to 1957

Qualifying Practice Sector Analysis

Lap under Red Flag    — Invalidated Lap    ■ Personal Best    ■ Session Best    ■ Crossing the pit lane

Tour Lap	Temps Time	Secteur 1 Sector 1	Secteur 2 Sector 2	Secteur 3 Sector 3	Vitesse Speed	Heure Elapsed	Tour Lap	Temps Time	Secteur 1 Sector 1	Secteur 2 Sector 2	Secteur 3 Sector 3	Vitesse Speed	Heure Elapsed
10	2:17.245	41.361	57.034	<span style="color: green;">38.850</span>	87.5	24:58.758	2	2:22.716	42.850	59.742	40.124	84.2	6:10.661
11	<span style="color: green;">2:15.894</span>	<span style="color: green;">40.359</span>	<span style="color: green;">56.642</span>	38.893	88.4	27:14.652	3	2:29.270	44.491	1:03.800	40.979	80.5	8:39.931
<b>62</b>  Nigel WEBB							4	<span style="color: green;">2:19.711</span>	<span style="color: green;">40.228</span>	59.723	39.760	86.0	10:59.642
 WEBB, Nigel	JAGUAR C TYPE 1952						5	2:23.023	41.068	1:01.289	40.666	84.0	13:22.665
1	3:50.511	1:47.815	1:05.605	57.091	52.1	3:50.511	6	2:20.575	42.288	<span style="color: green;">58.800</span>	<span style="color: green;">39.487</span>	85.5	15:43.240
2	2:20.716	42.361	58.889	39.466	85.4	6:11.227	7	2:21.807	42.146	59.417	40.244	84.7	18:05.047
3	2:17.106	43.044	56.176	37.886	87.6	8:28.333	8	2:23.790	40.826	1:00.328	42.636	83.5	20:28.837
4	2:11.651	39.535	55.399	36.717	91.3	10:39.984	9	2:20.073	40.845	59.407	39.821	85.8	22:48.910
5	<span style="color: green;">2:10.948</span>	39.504	54.699	36.745	91.7	12:50.932	10	2:20.633	41.869	59.160	39.604	85.4	25:09.543
6	2:12.852	40.786	55.230	36.836	90.4	15:03.784	<b>68</b>  Maxime CASTELEIN						
7	2:12.196	40.466	54.773	36.957	90.9	17:15.980	 CASTELEIN, Maxime	ASTON MARTIN DB3S 1953					
8	2:11.747	40.292	<span style="color: green;">54.408</span>	37.047	91.2	19:27.727	1	3:44.454	1:43.379	1:05.386	55.689	53.5	3:44.454
9	2:12.278	<span style="color: green;">39.065</span>	56.642	<span style="color: green;">36.571</span>	90.8	21:40.005	2	2:11.794	38.821	55.166	37.807	91.2	5:56.248
10	2:13.696	39.711	55.345	38.640	89.9	23:53.701	3	2:12.168	39.020	55.712	37.436	90.9	8:08.416
11	2:15.115	39.938	57.113	38.064	88.9	26:08.816	4	2:11.409	38.795	55.231	37.383	91.4	10:19.825
<b>64</b>  Nicolas VON DÖNHOFF							5	<span style="color: green;">2:10.789</span>	<span style="color: green;">38.760</span>	<span style="color: green;">54.961</span>	<span style="color: green;">37.068</span>	91.9	12:30.614
 VON DÖNHOFF, Nicola	ASTON MARTIN DB3S 1955						6	2:14.348	40.995	55.698	37.655	89.4	14:44.962
1	4:31.373	2:35.081	1:08.374	47.918	44.3	4:31.373	7	2:13.263	39.304	55.615	38.344	90.1	16:58.225
2	2:32.431	44.248	1:04.830	43.353	78.8	7:03.804	8	2:13.793	39.127	56.145	38.521	89.8	19:12.018
3	2:31.879	46.279	1:02.715	42.885	79.1	9:35.683	9	2:14.740	41.216	56.240	37.284	89.2	21:26.758
4	2:34.961	45.839	1:04.829	44.293	77.5	12:10.644	10	2:11.486	39.007	54.982	37.497	91.4	23:38.244
5	2:33.285	47.273	1:02.040	43.972	78.4	14:43.929	11	2:13.530	40.623	55.195	37.712	90.0	25:51.774
6	2:29.959	44.961	1:02.215	42.783	80.1	17:13.888	<b>70</b>  Mathias SIELECKI						
7	2:31.379	45.857	1:03.522	42.000	79.4	19:45.267	 SIELECKI, Mathias	ASTON MARTIN DB3S 1955					
8	2:31.052	<span style="color: green;">43.338</span>	1:03.952	43.762	79.5	22:16.319	1	3:41.811	1:39.921	1:06.004	55.886	54.2	3:41.811
9	<span style="color: green;">2:23.863</span>	43.890	<span style="color: green;">59.529</span>	<span style="color: green;">40.444</span>	83.5	24:40.182	2	2:09.528	38.204	54.684	36.640	92.7	5:51.339
10	2:24.941	43.372	1:00.619	40.950	82.9	27:05.123	3	2:07.720	37.820	53.827	36.073	94.1	7:59.059
<b>66</b>  Wolfgang FRIEDRICHS							4	2:06.502	37.847	52.824	<span style="color: purple;">35.831</span>	95.0	10:05.561
 FRIEDRICHS, Wolfgang	ASTON MARTIN DB3S 1954						5	2:05.977	37.246	52.853	35.878	95.4	12:11.538
1	3:47.945	1:46.348	1:05.153	56.444	52.7	3:47.945	6	2:21.151	42.807	1:00.056	38.288	85.1	14:32.689
							7	2:13.835	38.395	55.690	39.750	89.8	16:46.524



# 15<sup>e</sup> GRAND PRIX DE MONACO HISTORIQUE | 24-26 AVRIL 2026



## RACE C VITTORIO MARZOTTO - Front-engine Sport Racing cars from 1952 to 1957

### Qualifying Practice Sector Analysis

Lap under Red Flag

— Invalidated Lap

■ Personal Best

■ Session Best

B Crossing the pit lane

Tour Lap	Temps Time	Secteur 1 Sector 1	Secteur 2 Sector 2	Secteur 3 Sector 3	Vitesse Speed	Heure Elapsed
8	2:17.844	37.565	58.221	42.058	87.2	19:04.368
9	<b>2:05.417</b>	<b>37.129</b>	<b>52.432</b>	35.856	95.8	21:09.785
10	2:17.544	38.916	54.037	44.591	87.3	23:27.329
11	2:36.000	47.457	1:07.942	40.601	77.0	26:03.329

Tour Lap	Temps Time	Secteur 1 Sector 1	Secteur 2 Sector 2	Secteur 3 Sector 3	Vitesse Speed	Heure Elapsed
1	3:46.127	1:44.085	1:06.209	55.833	53.1	3:46.127
2	2:16.807	42.476	56.379	37.952	87.8	6:02.934
3	<b>2:14.201</b>	40.402	<b>56.309</b>	<b>37.490</b>	89.5	8:17.135
4	2:15.180	40.274	57.106	37.800	88.9	10:32.315
5	2:14.855	39.924	56.462	38.469	89.1	12:47.170
6	2:15.971	40.696	57.260	38.015	88.4	15:03.141
7	2:17.173	42.147	57.111	37.915	87.6	17:20.314
8	2:18.128	41.142	58.027	38.959	87.0	19:38.442
9	2:16.521	41.063	57.865	37.593	88.0	21:54.963
10	2:17.770	41.726	57.092	38.952	87.2	24:12.733
11	2:16.709	<b>39.654</b>	58.283	38.772	87.9	26:29.442

**72** **Katarina KYVALOVA**  
 KYVALOVA, Katarina COOPER-JAGUAR T33 1954

**74** **Manuel ELICABE**  
 ELICABE, Manuel COOPER-JAGUAR T38 (MK2) 1955

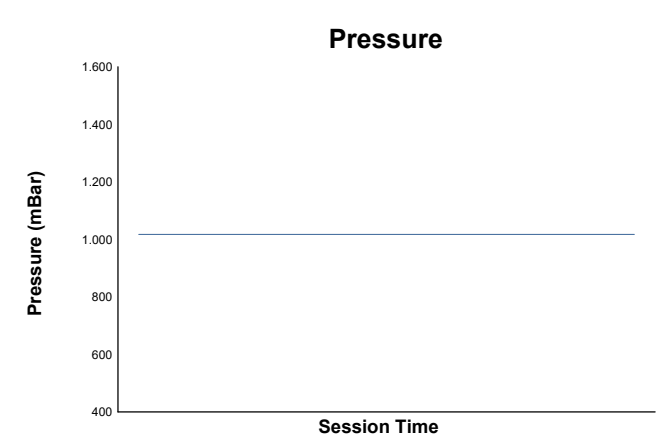
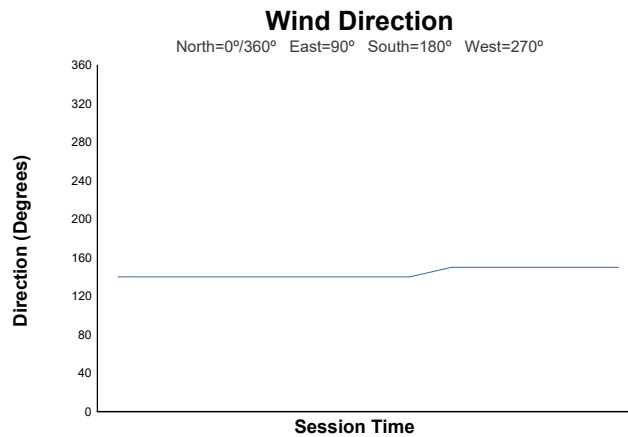
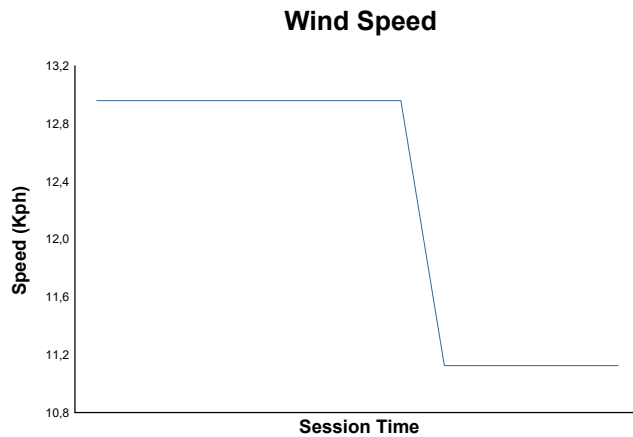
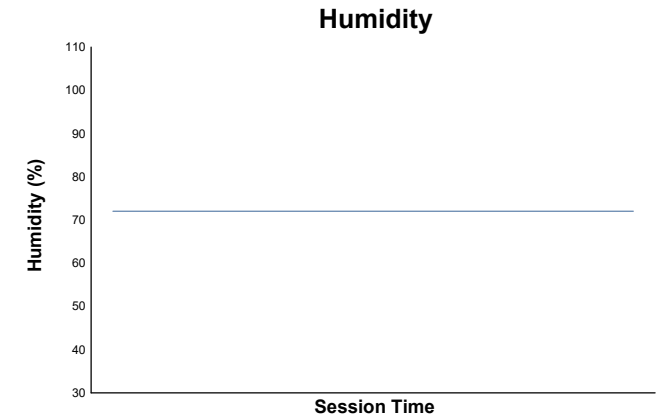
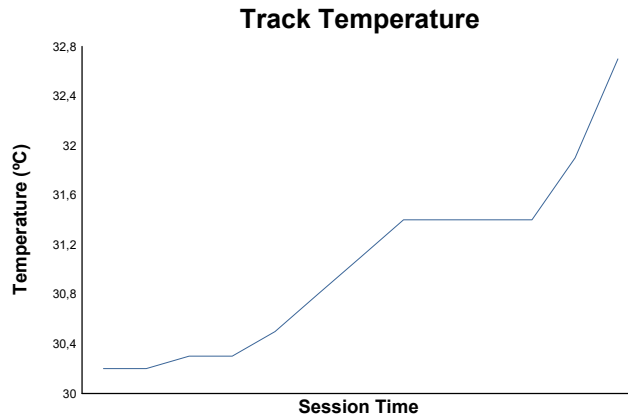
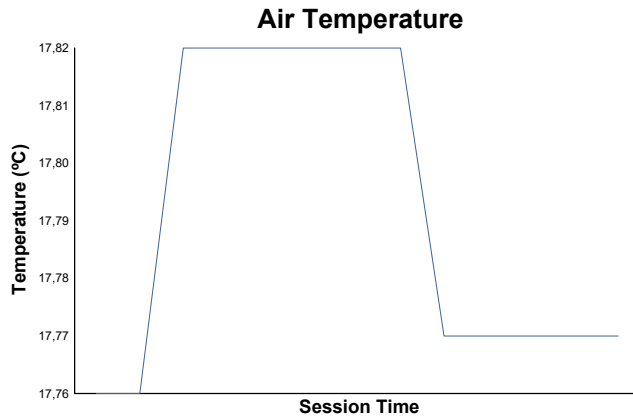
Tour Lap	Temps Time	Secteur 1 Sector 1	Secteur 2 Sector 2	Secteur 3 Sector 3	Vitesse Speed	Heure Elapsed
1	3:34.168				56.1	3:34.168
2	2:02.722				97.9	5:36.890
3	<b>1:59.660</b>				100.4	7:36.550
4	2:19.371				86.2	9:55.921
5	2:13.676				89.9	12:09.597
6	2:19.998				85.8	14:29.595
7	2:13.132				90.2	16:42.727
8	2:17.114				87.6	18:59.841
9	2:05.453				95.8	21:05.294
10	2:01.004				99.3	23:06.298
11	2:16.497				88.0	25:22.795

**76** **Frederic WAKEMAN**  
 WAKEMAN, Frederic COOPER-JAGUAR T38 1955



RACE C VITTORIO MARZOTTO - Front-engine Sport Racing cars from 1952 to 1957

Qualifying Practice Weather Report



Track Status: **DRY**