



RACE C VITTORIO MARZOTTO - Front-engine Sport Racing cars from 1952 to 1957

Race Final Classification

Num Pilote No Driver	Nat Pil Dr Nat	Concurrent Competitor	Nat Con Com Nat	Marque Modèle - Année Type Model - Year	Classe Class	Tours	Temps Total Time	Ecart Gap	Vitesse Tour e	M.Tour-Best Lap		
										Temps Time	Vitesse Speed	
1 56		WILSON, Richard		MASERATI 250S 1957	2	10	20:21.573	-	98.3	4	1:59.964	100.1
2 76		WAKEMAN, Frederic		COOPER-JAGUAR T38 1955	3	10	20:25.284	+3.711	98.0	8	2:00.361	99.8
3 70		SIELECKI, Mathias		ASTON MARTIN DB3S 1955	3	10	20:52.213	+30.640	95.9	7	2:01.658	98.7
4 58		BERT, Nicolas		JAGUAR C TYPE 1952	2	10	20:52.470	+30.897	95.9	9	2:03.544	97.2
5 52		STIPLER, Frank		FERRARI 250MM 1953	2	10	21:08.168	+46.595	94.7	5	2:05.096	96.0
6 18		STAES, Erik		LOTUS MK XI 1956	1	10	21:32.536	+1:10.963	92.9	5	2:07.067	94.5
7 62		WEBB, Nigel		JAGUAR C TYPE 1952	3	10	21:47.630	+1:26.057	91.9	5	2:08.001	93.9
8 68		CASTELEIN, Maxime		ASTON MARTIN DB3S 1953	3	10	21:49.782	+1:28.209	91.7	9	2:08.588	93.4
9 20		SUCARI, Adrian		MASERATI A6GCS 1954	1	10	22:13.906	+1:52.333	90.1	10	2:09.350	92.9
10 6		THOMPSON, Ian		COOPER-BRISTOL T20/T25 1952	1	10	22:19.480	+1:57.907	89.7	5	2:11.248	91.5
11 14		BOND, Stephen		LISTER FLAT IRON 1955	1	10	22:20.121	+1:58.548	89.6	10	2:11.354	91.5
12 72		KYVALOVA, Katarina		COOPER-JAGUAR T33 1954	3	10	23:02.652	+2:41.079	86.9	8	2:10.680	91.9
13 54		BIRKENSTOCK, Alex		MASERATI 250S 1957	2	9	20:21.318	1 Tour	88.5	7	2:10.872	91.8
14 12		RATHENOW, Lutz		VERITAS RS2000 1948	1	9	20:32.000	1 Tour	87.8	7	2:12.381	90.7
15 60		CIZEK, Jan		JAGUAR C TYPE 1952	2	9	20:34.486	1 Tour	87.6	6	2:13.020	90.3
16 48		VALOBRA, Franco		FERRARI 750 Monza 1955	2	9	20:40.413	1 Tour	87.2	6	2:13.019	90.3
17 26		WILLMS, Michael		MASERATI 150S/200S 1955	1	9	20:51.556	1 Tour	86.4	6	2:14.886	89.1
18 8		MACCHI, Pierre		FRAZER-NASH Le Mans Coupe 1953	1	9	21:23.405	1 Tour	84.2	4	2:17.720	87.2
19 2		TENCONI, Pietro		ERMINI 1100 1952	1	9	21:49.582	1 Tour	82.6	5	2:22.748	84.2
20 24		SIELECKI, Carlos		MASERATI A6GCS 1955	1	9	22:03.543	1 Tour	81.7	8	2:21.215	85.1
21 64		VON DÖNHOF, Nicola		ASTON MARTIN DB3S 1955	2	9	22:33.816	1 Tour	79.9	8	2:24.875	82.9
22 32		SICCARDI, Francesco		FERRARI 500TR 1956	1	9	22:41.579	1 Tour	79.4	9	2:25.605	82.5
23 4		HUEZ, Olivier		CONNAUGHT ALSR 1954	1	8	20:59.476	2 Tours	76.3	2	2:32.092	79.0
24 30		EIM, Josef		FERRARI 166MM/53 1953	1	8	21:15.652	2 Tours	75.3	2	2:33.541	78.2
25 74		ELICABE, Manuel		COOPER-JAGUAR T38 (MK2) 1955	3	7	15:04.743	3 Tours	92.9	5	2:07.491	94.2
26 66		FRIEDRICHS, Wolfgang		ASTON MARTIN DB3S 1954	3	1	2:40.969	9 Tours	74.6			
Not Started												
50		HOUGHTALING, John		FERRARI 750 Monza 1955	2							
Disqualified												
22		BALLY, Jean-Jacques		MASERATI A6GCS 1953	1	9	20:57.916			7	2:13.289	90.1



15^e GRAND PRIX DE MONACO HISTORIQUE | 24-26 AVRIL 2026 



RACE C VITTORIO MARZOTTO - Front-engine Sport Racing cars from 1952 to 1957

Race Final Classification

Num Pilote No Driver	Nat Pil Dr Nat	Concurrent Competitor	Nat Con Com Nat	Marque Modèle - Année Type Model - Year	Classe Class	Tours	Temps Total Time	Ecart Gap	M.Tour-Best Lap		
									Vitesse e	Tour e	Temps Time

CAR 72 - DRIVE THROUGH CONVERTED INTO 45 SECOND TIME PENALTY - STEWARDS DECISION N°27
 CAR 8 - TIME PENALTY OF 10 SECONDS - STEWARDS DECISION N°26
 CAR 22 - DISQUALIFICATION FROM THE RACE - STEWARDS DECISION N°28

Published at:17:35.....

Track Status: **DRY**

Stewards:  H.ORSINI - Chairman of the Stewards			 S.BENSA - Steward			 F.LURA - Steward			Timekeeper: Alberto ESTÉBANEZ 		
--	--	--	--	--	--	--	--	--	--	--	--





15^e GRAND PRIX DE MONACO HISTORIQUE | 24-26 AVRIL 2026



RACE C VITTORIO MARZOTTO - Front-engine Sport Racing cars from 1952 to 1957

Race Lap Chart

Num No	Pos	Grid	Tours - Laps									
			1	2	3	4	5	6	7	8	9	10
56	1	56	56	56	56	56	56	56	56	56	56	56
76	2	76	76	76	76	76	76	76	76	76	76	76
52	3	52	58	58	58	58	58	58	58	58	58	70
70	4	70	52	52	52	52	52	70	70	70	70	58
58	5	58	70	70	70	70	70	52	52	52	52	52
74	6	74	74	74	74	74	74	74	74	18	18	18
18	7	18	18	18	18	18	18	18	18	62	62	62
68	8	68	62	62	62	62	62	62	62	68	68	68
62	9	62	68	68	68	68	68	68	68	20	20	20
20	10	20	20	20	20	20	20	20	20	72	72	72
14	11	14	72	72	72	72	72	72	72	6	6	6
6	12	6	6	6	6	6	6	6	6	14	14	14
12	13	12	14	14	14	14	14	14	14	54	54	
22	14	22	22	22	22	22	22	54	54	12	12	
72	15	72	12	12	12	12	54	22	22	60	60	
26	16	26	60	60	60	54	12	12	12	48	48	
60	17	60	26	54	54	60	60	60	60	22	26	
48	18	48	54	26	48	48	48	48	48	26	22	
54	19	54	48	48	26	26	26	26	26	8	8	
8	20	8	8	8	8	8	8	8	8	2	2	
24	21	24	2	2	2	2	2	2	2	24	24	
2	22	2	66	24	24	24	24	24	24	64	64	
64	23	64	24	64	64	64	64	64	64	32	32	
66	24	66	64	32	32	32	32	32	32	4		
32	25	32	32	4	4	4	4	4	4	30		
4	26	4	4	30	30	30	30	30	30			
30	27	30	30									
50	0	50										





RACE C VITTORIO MARZOTTO - Front-engine Sport Racing cars from 1952 to 1957

Race Best Sector Times

Pos	Secteur 1 Sector 1			Secteur 2 Sector 2			Secteur 3 Sector 3			Pos	Num Pilote No Driver	Tour Idéal-Ideal Lap	M.Tour-Best Lap
	Num Pilote No Driver	Temps Time	Num Pilote No Driver	Temps Time	Num Pilote No Driver	Temps Time	Num Pilote No Driver	Temps Time					
1	56 R.WILSON	35.134	56 R.WILSON	50.116	56 R.WILSON	33.618	1	56 R.WILSON	1:58.868	1:59.964 (1)			
2	76 F.WAKEMAN	35.615	76 F.WAKEMAN	50.499	76 F.WAKEMAN	33.629	2	76 F.WAKEMAN	1:59.743	2:00.361 (2)			
3	70 M.SIELECKI	36.095	70 M.SIELECKI	50.959	70 M.SIELECKI	34.349	3	70 M.SIELECKI	2:01.403	2:01.658 (3)			
4	58 N.BERT	36.404	58 N.BERT	51.700	58 N.BERT	34.688	4	58 N.BERT	2:02.792	2:03.544 (4)			
5	18 E.STAES	37.021	52 F.STIPPLER	52.105	52 F.STIPPLER	35.527	5	52 F.STIPPLER	2:04.794	2:05.096 (5)			
6	52 F.STIPPLER	37.162	18 E.STAES	53.202	62 N.WEBB	35.890	6	18 E.STAES	2:06.149	2:07.067 (6)			
7	74 M.ELICABE	37.198	74 M.ELICABE	53.618	18 E.STAES	35.926	7	74 M.ELICABE	2:07.037	2:07.491 (7)			
8	62 N.WEBB	37.930	68 M.CASTELEIN	53.640	72 K.KYVALOVA	36.192	8	62 N.WEBB	2:07.606	2:08.001 (8)			
9	68 M.CASTELEIN	38.035	20 A.SUCARI	53.718	54 A.BIRKENSTOCK	36.211	9	68 M.CASTELEIN	2:08.147	2:08.588 (9)			
10	72 K.KYVALOVA	38.889	62 N.WEBB	53.786	74 M.ELICABE	36.221	10	20 A.SUCARI	2:09.350	2:09.350 (10)			
11	6 I.THOMPSON	38.998	14 S.BOND	54.212	68 M.CASTELEIN	36.472	11	72 K.KYVALOVA	2:09.851	2:10.680 (11)			
12	20 A.SUCARI	39.147	6 I.THOMPSON	54.316	20 A.SUCARI	36.485	12	54 A.BIRKENSTOCK	2:09.969	2:10.872 (12)			
13	54 A.BIRKENSTOCK	39.210	54 A.BIRKENSTOCK	54.548	14 S.BOND	36.664	13	14 S.BOND	2:10.154	2:11.354 (14)			
14	14 S.BOND	39.278	72 K.KYVALOVA	54.770	6 I.THOMPSON	37.081	14	6 I.THOMPSON	2:10.395	2:11.248 (13)			
15	60 J.CIZEK	39.364	12 L.RATHENOW	54.924	48 F.VALOBRA	37.497	15	12 L.RATHENOW	2:12.131	2:12.381 (15)			
16	48 F.VALOBRA	39.375	60 J.CIZEK	55.058	12 L.RATHENOW	37.530	16	60 J.CIZEK	2:12.254	2:13.020 (17)			
17	22 J.BALLY	39.491	22 J.BALLY	55.789	22 J.BALLY	37.558	17	48 F.VALOBRA	2:12.719	2:13.019 (16)			
18	12 L.RATHENOW	39.677	48 F.VALOBRA	55.847	60 J.CIZEK	37.832	18	22 J.BALLY	2:12.838	2:13.289 (18)			
19	26 M.WILLMS	40.239	26 M.WILLMS	56.099	26 M.WILLMS	38.153	19	26 M.WILLMS	2:14.491	2:14.886 (19)			
20	8 P.MACCHI	40.838	8 P.MACCHI	57.516	8 P.MACCHI	38.425	20	8 P.MACCHI	2:16.779	2:17.720 (20)			
21	24 C.SIELECKI	41.664	24 C.SIELECKI	58.933	24 C.SIELECKI	39.339	21	24 C.SIELECKI	2:19.936	2:21.215 (21)			
22	32 F.SICCARDI	43.099	2 P.TENCONI	59.162	66 W.FRIEDRICHS	39.637	22	2 P.TENCONI	2:22.522	2:22.748 (22)			
23	2 P.TENCONI	43.548	64 N.VON DÖNHOF	59.466	2 P.TENCONI	39.812	23	64 N.VON DÖNHOF	2:23.738	2:24.875 (23)			
24	64 N.VON DÖNHOF	43.651	32 F.SICCARDI	59.900	64 N.VON DÖNHOF	40.621	24	32 F.SICCARDI	2:24.173	2:25.605 (24)			
25	66 W.FRIEDRICHS	43.739	66 W.FRIEDRICHS	1:01.487	32 F.SICCARDI	41.174	25	66 W.FRIEDRICHS	2:24.863				
26	30 J.EIM	44.583	4 O.HUEZ	1:02.502	30 J.EIM	42.347	26	30 J.EIM	2:29.899	2:33.541 (26)			
27	4 O.HUEZ	45.746	30 J.EIM	1:02.969	4 O.HUEZ	43.262	27	4 O.HUEZ	2:31.510	2:32.092 (25)			







15^e GRAND PRIX DE MONACO HISTORIQUE | 24-26 AVRIL 2026



RACE C VITTORIO MARZOTTO - Front-engine Sport Racing cars from 1952 to 1957

Race Flag Analysis

Flag	Time
	GREEN FLAG 15:09:10.001
	YELLOW FLAG AT SECTOR 3 15:23:22.070
	GREEN FLAG AT SECTOR 3 15:23:26.556
	CHEQUERED FLAG 15:29:31.574



RACE C VITTORIO MARZOTTO - Front-engine Sport Racing cars from 1952 to 1957

Race Sector Analysis

Lap under Red Flag — Invalidated Lap ■ Personal Best ■ Session Best ■ Crossing the pit lane

Tour	Temps Time	Secteur 1 Sector 1	Secteur 2 Sector 2	Secteur 3 Sector 3	Vitesse Speed	Heure Elapsed
2	Pietro TENCONI TENCONI, Pietro ERMINI 1100 1952					
1	2:40.303	58.379	1:00.850	41.074	74.9	2:40.303
2	2:23.709	44.366	59.408	39.935	83.6	5:04.012
3	2:23.358	43.918	59.207	40.233	83.8	7:27.370
4	2:23.108	43.548	59.488	40.072	83.9	9:50.478
5	2:22.748	43.774	59.162	39.812	84.2	12:13.226
6	2:23.904	44.180	59.388	40.336	83.5	14:37.130
7	2:24.604	44.047	1:00.190	40.367	83.1	17:01.734
8	2:24.161	43.864	59.356	40.941	83.3	19:25.895
9	2:23.687	43.898	59.739	40.050	83.6	21:49.582
4	Olivier HUEZ HUEZ, Olivier CONNAUGHT ALSR 1954					
1	2:51.924	1:05.033	1:03.395	43.496	69.9	2:51.924
2	2:32.092	45.746	1:03.084	43.262	79.0	5:24.016
3	2:34.002	46.638	1:02.502	44.862	78.0	7:58.018
4	2:33.581	46.881	1:02.766	43.934	78.2	10:31.599
5	2:34.818	46.043	1:03.191	45.584	77.6	13:06.417
6	2:35.134	46.960	1:02.941	45.233	77.4	15:41.551
7	2:36.148	47.602	1:04.905	43.641	76.9	18:17.699
8	2:41.777	51.232	1:02.929	47.616	74.3	20:59.476
6	Ian THOMPSON THOMPSON, Ian COOPER-BRISTOL T20/T25 1952					
1	2:29.693	52.936	57.987	38.770	80.3	2:29.693
2	2:14.977	40.212	56.575	38.190	89.0	4:44.670
3	2:14.105	40.102	55.629	38.374	89.6	6:58.775
4	2:12.007	39.609	54.767	37.631	91.0	9:10.782
5	2:11.248	39.086	55.030	37.132	91.5	11:22.030
6	2:11.614	39.588	54.872	37.154	91.3	13:33.644
7	2:11.393	38.998	54.971	37.424	91.4	15:45.037

Tour	Temps Time	Secteur 1 Sector 1	Secteur 2 Sector 2	Secteur 3 Sector 3	Vitesse Speed	Heure Elapsed
8	2:11.365	39.278	54.551	37.536	91.4	17:56.402
9	2:11.756	39.040	55.126	37.590	91.2	20:08.158
10	2:11.322	39.925	54.316	37.081	91.5	22:19.480
8	Pierre MACCHI MACCHI, Pierre FRAZER-NASH Le Mans Coupe 1953					
1	2:38.165	58.995	59.153	40.017	76.0	2:38.165
2	2:19.635	42.678	57.985	38.972	86.0	4:57.800
3	2:18.532	41.782	58.031	38.719	86.7	7:16.332
4	2:17.720	41.779	57.516	38.425	87.2	9:34.052
5	2:20.339	41.360	59.689	39.290	85.6	11:54.391
6	2:21.122	41.910	1:00.005	39.207	85.1	14:15.513
7	2:20.227	42.654	58.364	39.209	85.7	16:35.740
8	2:18.914	41.549	58.800	38.565	86.5	18:54.654
9	2:18.751	40.838	58.737	39.176	86.6	21:13.405
12	Lutz RATHENOW RATHENOW, Lutz VERITAS RS2000 1948					
1	2:32.888	54.283	59.060	39.545	78.6	2:32.888
2	2:16.959	40.927	57.166	38.866	87.7	4:49.847
3	2:17.126	40.969	56.524	39.633	87.6	7:06.973
4	2:14.903	40.577	56.353	37.973	89.1	9:21.876
5	2:15.500	41.314	56.058	38.128	88.7	11:37.376
6	2:13.440	39.766	55.362	38.312	90.0	13:50.816
7	2:12.381	39.677	54.924	37.780	90.7	16:03.197
8	2:15.709	40.012	56.730	38.967	88.5	18:18.906
9	2:13.094	40.547	55.017	37.530	90.3	20:32.000
14	Stephen BOND BOND, Stephen LISTER FLAT IRON 1955					
1	2:30.344	52.254	59.726	38.364	79.9	2:30.344
2	2:14.876	40.373	57.216	37.287	89.1	4:45.220
3	2:14.087	40.538	55.673	37.876	89.6	6:59.307



15^e GRAND PRIX DE MONACO HISTORIQUE | 24-26 AVRIL 2026



RACE C VITTORIO MARZOTTO - Front-engine Sport Racing cars from 1952 to 1957

Race Sector Analysis

Lap under Red Flag

— Invalidated Lap

■ Personal Best

■ Session Best

B Crossing the pit lane

Tour	Temps Time	Secteur 1 Sector 1	Secteur 2 Sector 2	Secteur 3 Sector 3	Vitesse Speed	Heure Elapsed
4	2:11.878	40.048	54.668	37.162	91.1	9:11.185
5	2:11.532	39.542	55.131	36.859	91.3	11:22.717
6	2:11.561	39.826	55.071	36.664	91.3	13:34.278
7	2:11.652	39.604	54.685	37.363	91.2	15:45.930
8	2:11.450	39.785	54.888	36.777	91.4	17:57.380
9	2:11.387	39.278	54.961	37.148	91.4	20:08.767
10	2:11.354	40.316	54.212	36.826	91.5	22:20.121

18		Erik STAES		LOTUS MK XI 1956			
		STAES, Erik					
1	2:18.090	46.575	54.457	37.058	87.0	2:18.090	
2	2:08.900	38.123	54.156	36.621	93.2	4:26.990	
3	2:07.534	37.643	53.475	36.416	94.2	6:34.524	
4	2:07.239	37.832	53.481	35.926	94.4	8:41.763	
5	2:07.067	37.021	53.547	36.499	94.5	10:48.830	
6	2:08.512	38.224	54.011	36.277	93.5	12:57.342	
7	2:08.266	37.426	54.774	36.066	93.7	15:05.608	
8	2:08.471	38.877	53.202	36.392	93.5	17:14.079	
9	2:09.025	38.506	53.257	37.262	93.1	19:23.104	
10	2:09.432	38.214	54.523	36.695	92.8	21:32.536	

20		Adrian SUCARI		MASERATI A6GCS 1954			
		SUCARI, Adrian					
1	2:24.079	50.224	56.265	37.590	83.4	2:24.079	
2	2:13.030	39.921	55.502	37.607	90.3	4:37.109	
3	2:11.981	39.694	55.059	37.228	91.0	6:49.090	
4	2:12.519	40.172	55.197	37.150	90.7	9:01.609	
5	2:12.418	40.294	54.600	37.524	90.7	11:14.027	
6	2:11.875	39.853	54.798	37.224	91.1	13:25.902	
7	2:13.531	40.307	54.470	38.754	90.0	15:39.433	
8	2:11.612	40.183	54.074	37.355	91.3	17:51.045	
9	2:13.511	39.726	55.381	38.404	90.0	20:04.556	
10	2:09.350	39.147	53.718	36.485	92.9	22:13.906	

22		Jean-Jaques BALLY		MASERATI A6GCS 1953			
		BALLY, Jean-Jacques					
1	2:31.475	53.856	58.976	38.643	79.3	2:31.475	
2	2:15.302	40.655	57.089	37.558	88.8	4:46.777	
3	2:15.064	40.269	56.643	38.152	88.9	7:01.841	
4	2:14.425	40.110	56.262	38.053	89.4	9:16.266	
5	2:16.203	39.572	57.895	38.736	88.2	11:32.469	
6	2:15.851	40.058	57.264	38.529	88.4	13:48.320	
7	2:13.289	39.491	55.789	38.009	90.1	16:01.609	
8	2:32.446 B	40.422	57.327	54.697	78.8	18:34.055	
9	2:23.861	45.294	58.035	40.532	83.5	20:57.916	

24		Carlos SIELECKI		MASERATI A6GCS 1955			
		SIELECKI, Carlos					
1	2:46.147	1:01.341	1:02.429	42.377	72.3	2:46.147	
2	2:29.518	44.591	1:01.848	43.079	80.3	5:15.665	
3	2:27.187	45.015	1:01.001	41.171	81.6	7:42.852	
4	2:22.940	43.314	59.815	39.811	84.0	10:05.792	
5	2:24.471	42.912	1:01.708	39.851	83.2	12:30.263	
6	2:26.822	44.056	1:03.139	39.627	81.8	14:57.085	
7	2:22.160	41.787	59.801	40.572	84.5	17:19.245	
8	2:21.215	41.664	59.082	40.469	85.1	19:40.460	
9	2:23.083	44.811	58.933	39.339	84.0	22:03.543	

26		Michael WILLMS		MASERATI 150S/200S 1955			
		METHUSALEM RACING					
1	2:35.399	56.150	59.301	39.948	77.3	2:35.399	
2	2:18.739	42.597	56.805	39.337	86.6	4:54.138	
3	2:20.113	43.605	57.444	39.064	85.7	7:14.251	
4	2:15.397	41.044	56.200	38.153	88.7	9:29.648	
5	2:15.129	40.544	56.099	38.486	88.9	11:44.777	
6	2:14.886	40.239	56.459	38.188	89.1	13:59.663	



15^e GRAND PRIX DE MONACO HISTORIQUE | 24-26 AVRIL 2026



RACE C VITTORIO MARZOTTO - Front-engine Sport Racing cars from 1952 to 1957

Race Sector Analysis

Lap under Red Flag

— Invalidated Lap

■ Personal Best

■ Session Best

B Crossing the pit lane

Tour	Temps Time	Secteur 1 Sector 1	Secteur 2 Sector 2	Secteur 3 Sector 3	Vitesse Speed	Heure Elapsed
7	2:17.261	40.518	57.601	39.142	87.5	16:16.924
8	2:17.294	41.938	57.043	38.313	87.5	18:34.218
9	2:17.338	42.224	56.276	38.838	87.5	20:51.556

30 Josef EIM						
EIM, Josef		FERRARI 166MM/53 1953				
1	2:54.685	1:05.973	1:04.992	43.720	68.8	2:54.685
2	2:33.541	46.224	1:03.861	43.456	78.2	5:28.226
3	2:34.931	46.985	1:04.396	43.550	77.5	8:03.157
4	2:37.952	48.017	1:04.443	45.492	76.1	10:41.109
5	2:38.577	48.397	1:07.125	43.055	75.8	13:19.686
6	2:35.540	44.583	1:08.610	42.347	77.2	15:55.226
7	2:43.006	52.006	1:07.087	43.913	73.7	18:38.232
8	2:37.420	47.810	1:02.969	46.641	76.3	21:15.652

32 Francesco SICCARDI						
KESSEL RACING		FERRARI 500TR 1956				
1	2:50.401	1:04.047	1:03.314	43.040	70.5	2:50.401
2	2:30.401	45.694	1:03.141	41.566	79.9	5:20.802
3	2:27.531	44.648	1:00.618	42.265	81.4	7:48.333
4	2:26.138	44.288	1:00.402	41.448	82.2	10:14.471
5	2:30.745	44.741	1:02.410	43.594	79.7	12:45.216
6	2:28.796	44.948	1:02.097	41.751	80.7	15:14.012
7	2:31.834	49.405	1:00.538	41.891	79.1	17:45.846
8	2:30.128	43.378	1:05.576	41.174	80.0	20:15.974
9	2:25.605	43.099	59.900	42.606	82.5	22:41.579

48 Franco VALOBRA						
VALOBRA, Franco		FERRARI 750 Monza 1955				
1	2:36.665	57.271	59.539	39.855	76.7	2:36.665
2	2:18.760	42.786	57.620	38.354	86.6	4:55.425
3	2:15.757	41.597	55.999	38.161	88.5	7:11.182
4	2:15.975	41.034	56.610	38.331	88.3	9:27.157

Tour	Temps Time	Secteur 1 Sector 1	Secteur 2 Sector 2	Secteur 3 Sector 3	Vitesse Speed	Heure Elapsed
5	2:15.688	41.131	56.396	38.161	88.5	11:42.845
6	2:13.019	39.375	55.872	37.772	90.3	13:55.864
7	2:14.193	40.043	55.847	38.303	89.5	16:10.057
8	2:15.628	40.077	57.284	38.267	88.6	18:25.685
9	2:14.728	41.068	56.163	37.497	89.2	20:40.413

52 Frank STIPPLER						
STIPPLER, Frank		FERRARI 250MM 1953				
1	2:12.475	43.766	52.757	35.952	90.7	2:12.475
2	2:06.284	37.633	52.748	35.903	95.1	4:18.759
3	2:06.431	37.792	52.701	35.938	95.0	6:25.190
4	2:05.692	37.482	52.473	35.737	95.6	8:30.882
5	2:05.096	37.162	52.407	35.527	96.0	10:35.978
6	2:06.183	38.202	52.105	35.876	95.2	12:42.161
7	2:06.161	37.213	52.900	36.048	95.2	14:48.322
8	2:06.527	37.507	52.895	36.125	94.9	16:54.849
9	2:06.070	37.233	52.998	35.839	95.3	19:00.919
10	2:07.249	37.379	53.057	36.813	94.4	21:08.168

54 Alex BIRKENSTOCK						
METHUSALEM RACING		MASERATI 250S 1957				
1	2:35.494	56.571	59.491	39.432	77.3	2:35.494
2	2:18.361	43.085	57.123	38.153	86.8	4:53.855
3	2:14.114	40.087	56.781	37.246	89.6	7:07.969
4	2:13.953	41.210	55.794	36.949	89.7	9:21.922
5	2:11.859	39.210	55.929	36.720	91.1	11:33.781
6	2:11.466	39.682	55.573	36.211	91.4	13:45.247
7	2:10.872	39.665	54.548	36.659	91.8	15:56.119
8	2:12.056	39.327	55.589	37.140	91.0	18:08.175
9	2:13.143	39.897	56.001	37.245	90.2	20:21.318

56 Richard WILSON						
WILSON, Richard		MASERATI 250S 1957				



15^e GRAND PRIX DE MONACO HISTORIQUE | 24-26 AVRIL 2026



RACE C VITTORIO MARZOTTO - Front-engine Sport Racing cars from 1952 to 1957

Race Sector Analysis

Lap under Red Flag

— Invalidated Lap

■ Personal Best

■ Session Best

B Crossing the pit lane

Tour	Temps Time	Secteur 1 Sector 1	Secteur 2 Sector 2	Secteur 3 Sector 3	Vitesse Speed	Heure Elapsed
1	2:09.537	41.042	53.167	35.328	92.7	2:09.537
2	2:02.215	36.877	51.016	34.322	98.3	4:11.752
3	2:00.683	36.222	50.697	33.764	99.5	6:12.435
4	1:59.964	35.134	50.401	34.429	100.1	8:12.399
5	2:00.877	36.141	51.118	33.618	99.4	10:13.276
6	2:00.451	36.484	50.116	33.851	99.7	12:13.727
7	2:00.946	36.028	50.890	34.028	99.3	14:14.673
8	2:01.480	35.736	50.880	34.864	98.9	16:16.153
9	2:02.590	35.707	52.763	34.120	98.0	18:18.743
10	2:02.830	36.673	50.467	35.690	97.8	20:21.573

58 **Nicolas BERT**
 BERT, Nicolas JAGUAR C TYPE 1952

1	2:11.257	43.054	52.007	36.196	91.5	2:11.257
2	2:05.891	37.407	53.021	35.463	95.4	4:17.148
3	2:04.182	37.519	51.804	34.859	96.7	6:21.330
4	2:04.402	37.263	52.451	34.688	96.6	8:25.732
5	2:04.490	36.962	51.930	35.598	96.5	10:30.222
6	2:05.347	36.804	53.136	35.407	95.8	12:35.569
7	2:04.365	37.495	51.781	35.089	96.6	14:39.934
8	2:03.820	37.394	51.700	34.726	97.0	16:43.754
9	2:03.544	36.404	52.254	34.886	97.2	18:47.298
10	2:05.172	36.883	52.576	35.713	96.0	20:52.470

60 **Jan CIZEK**
 CIZEK, Jan JAGUAR C TYPE 1952

1	2:34.488	55.132	59.615	39.741	77.8	2:34.488
2	2:18.177	41.356	57.938	38.883	86.9	4:52.665
3	2:15.280	40.556	56.229	38.495	88.8	7:07.945
4	2:17.683	42.073	57.086	38.524	87.3	9:25.628
5	2:13.741	39.364	56.347	38.030	89.8	11:39.369
6	2:13.020	39.877	55.295	37.848	90.3	13:52.389
7	2:13.033	40.143	55.058	37.832	90.3	16:05.422

8	2:13.942	39.770	55.789	38.383	89.7	18:19.364
9	2:15.122	41.590	55.581	37.951	88.9	20:34.486

62 **Nigel WEBB**
 WEBB, Nigel JAGUAR C TYPE 1952

1	2:18.635	47.676	54.900	36.059	86.7	2:18.635
2	2:09.319	38.592	54.591	36.136	92.9	4:27.954
3	2:08.510	38.135	53.890	36.485	93.5	6:36.464
4	2:08.014	38.150	53.974	35.890	93.8	8:44.478
5	2:08.001	37.930	53.873	36.198	93.9	10:52.479
6	2:12.206	38.374	55.931	37.901	90.9	13:04.685
7	2:08.440	38.091	54.076	36.273	93.5	15:13.125
8	2:17.884	46.952	54.574	36.358	87.1	17:31.009
9	2:08.165	38.411	53.858	35.896	93.7	19:39.174
10	2:08.456	38.231	53.786	36.439	93.5	21:47.630

64 **Nicola VON DÖNHOFF**
 VON DÖNHOFF, Nicola ASTON MARTIN DB3S 1955

1	2:49.345	1:02.910	1:03.485	42.950	70.9	2:49.345
2	2:29.093	44.986	1:01.863	42.244	80.6	5:18.438
3	2:27.621	44.560	1:01.156	41.905	81.4	7:46.059
4	2:26.352	43.664	1:01.201	41.487	82.1	10:12.411
5	2:31.220	45.329	1:01.794	44.097	79.4	12:43.631
6	2:28.277	44.113	1:01.767	42.397	81.0	15:11.908
7	2:30.050	49.963	59.466	40.621	80.1	17:41.958
8	2:24.875	43.651	59.576	41.648	82.9	20:06.833
9	2:26.983	45.764	1:00.336	40.883	81.7	22:33.816

66 **Wolfgang FRIEDRICHS**
 FRIEDRICHS, Wolfgang ASTON MARTIN DB3S 1954

1	2:40.969	59.845	1:01.487	39.637	74.6	2:40.969
---	----------	--------	----------	--------	------	----------



RACE C VITTORIO MARZOTTO - Front-engine Sport Racing cars from 1952 to 1957

Race Sector Analysis

Lap under Red Flag

— Invalidated Lap

■ Personal Best

■ Session Best

B Crossing the pit lane

Tour	Temps Time	Secteur 1 Sector 1	Secteur 2 Sector 2	Secteur 3 Sector 3	Vitesse Speed	Heure Elapsed
68	Maxime CASTELEIN					
	CASTELEIN, Maxime ASTON MARTIN DB3S 1953					
1	2:20.328	48.240	55.210	36.878	85.6	2:20.328
2	2:09.022	38.258	54.038	36.726	93.1	4:29.350
3	2:08.871	38.158	53.858	36.855	93.2	6:38.221
4	2:08.839	38.270	53.640	36.929	93.2	8:47.060
5	2:09.421	38.273	54.176	36.972	92.8	10:56.481
6	2:09.462	38.305	54.094	37.063	92.8	13:05.943
7	2:08.691	38.035	54.116	36.540	93.3	15:14.634
8	2:17.422	45.950	54.723	36.749	87.4	17:32.056
9	2:08.588	38.200	53.916	36.472	93.4	19:40.644
10	2:09.138	38.133	53.994	37.011	93.0	21:49.782

Tour	Temps Time	Secteur 1 Sector 1	Secteur 2 Sector 2	Secteur 3 Sector 3	Vitesse Speed	Heure Elapsed
70	Mathias SIELECKI					
	SIELECKI, Mathias ASTON MARTIN DB3S 1955					
1	2:13.975	44.685	53.586	35.704	89.7	2:13.975
2	2:05.694	37.001	53.558	35.135	95.6	4:19.669
3	2:05.703	37.605	52.733	35.365	95.6	6:25.372
4	2:05.764	38.326	52.050	35.388	95.5	8:31.136
5	2:05.195	37.493	52.474	35.228	96.0	10:36.331
6	2:04.617	37.089	51.705	35.823	96.4	12:40.948
7	2:01.658	36.095	50.959	34.604	98.7	14:42.606
8	2:02.955	36.673	51.449	34.833	97.7	16:45.561
9	2:02.820	36.559	51.912	34.349	97.8	18:48.381
10	2:03.832	36.141	51.966	35.725	97.0	20:52.213

Tour	Temps Time	Secteur 1 Sector 1	Secteur 2 Sector 2	Secteur 3 Sector 3	Vitesse Speed	Heure Elapsed
72	Katarina KYVALOVA					
	KYVALOVA, Katarina COOPER-JAGUAR T33 1954					
1	2:28.544	51.510	58.747	38.287	80.9	2:28.544
2	2:14.777	40.601	56.575	37.601	89.1	4:43.321
3	2:13.473	39.516	56.931	37.026	90.0	6:56.794
4	2:11.752	38.934	55.553	37.265	91.2	9:08.546

Tour	Temps Time	Secteur 1 Sector 1	Secteur 2 Sector 2	Secteur 3 Sector 3	Vitesse Speed	Heure Elapsed
5	2:11.716	38.889	55.855	36.972	91.2	11:20.262
6	2:10.752	39.038	54.977	36.737	91.9	13:31.014
7	2:12.241	39.263	56.140	36.838	90.8	15:43.255
8	2:10.680	39.649	54.770	36.261	91.9	17:53.935
9	2:12.935	39.184	56.159	37.592	90.4	20:06.870
10	2:10.782	39.414	55.176	36.192	91.9	22:17.652

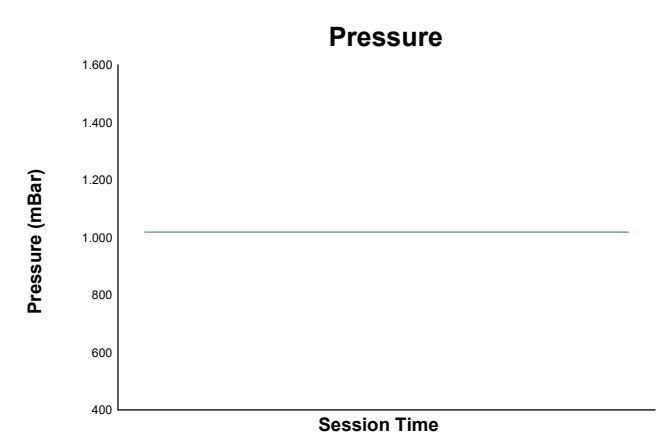
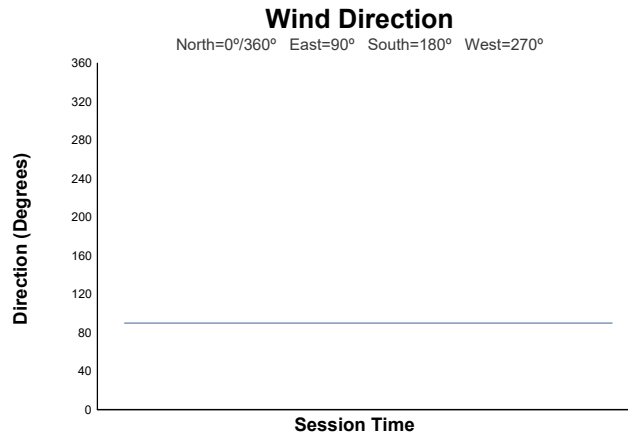
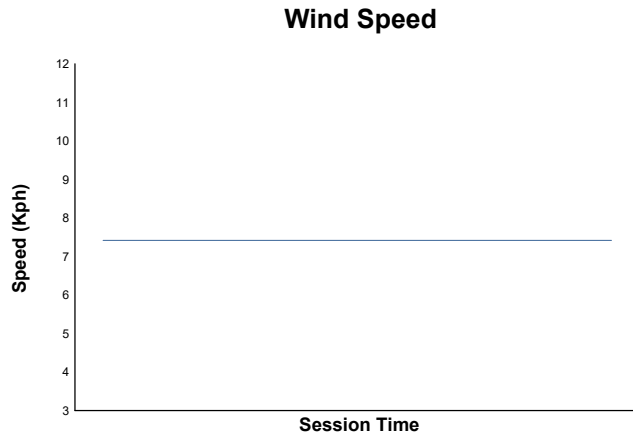
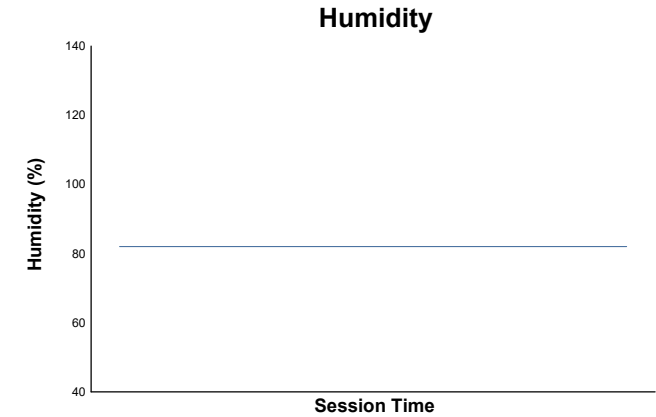
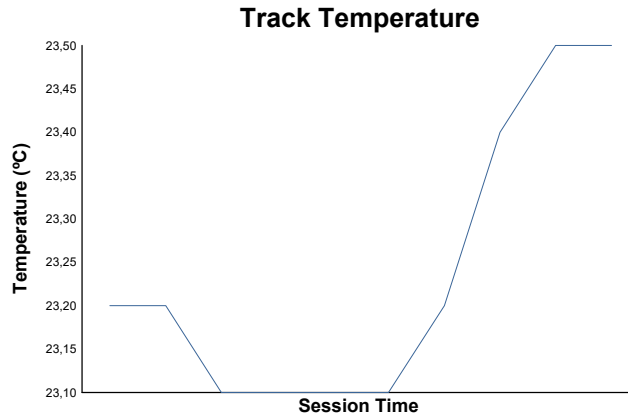
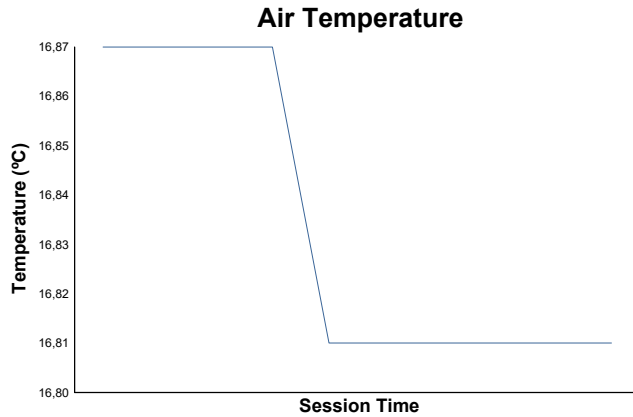
Tour	Temps Time	Secteur 1 Sector 1	Secteur 2 Sector 2	Secteur 3 Sector 3	Vitesse Speed	Heure Elapsed
74	Manuel ELICABE					
	ELICABE, Manuel COOPER-JAGUAR T38 (MK2) 1955					
1	2:16.526	45.553	54.496	36.477	88.0	2:16.526
2	2:08.109	37.290	53.800	37.019	93.8	4:24.635
3	2:08.403	37.854	53.838	36.711	93.6	6:33.038
4	2:07.581	37.269	53.618	36.694	94.2	8:40.619
5	2:07.491	37.198	53.726	36.567	94.2	10:48.110
6	2:08.370	37.934	53.945	36.491	93.6	12:56.480
7	2:08.263	37.207	54.835	36.221	93.7	15:04.743

Tour	Temps Time	Secteur 1 Sector 1	Secteur 2 Sector 2	Secteur 3 Sector 3	Vitesse Speed	Heure Elapsed
76	Frederic WAKEMAN					
	WAKEMAN, Frederic COOPER-JAGUAR T38 1955					
1	2:09.891	41.572	52.900	35.419	92.5	2:09.891
2	2:02.286	37.082	51.006	34.198	98.2	4:12.177
3	2:01.156	36.448	50.878	33.830	99.2	6:13.333
4	2:01.170	36.016	51.089	34.065	99.1	8:14.503
5	2:01.038	35.615	51.365	34.058	99.3	10:15.541
6	2:03.779	37.829	52.109	33.841	97.1	12:19.320
7	2:00.856	35.914	50.853	34.089	99.4	14:20.176
8	2:00.361	36.089	50.499	33.773	99.8	16:20.537
9	2:02.703	36.499	51.748	34.456	97.9	18:23.240
10	2:02.044	37.090	51.325	33.629	98.4	20:25.284



RACE C VITTORIO MARZOTTO - Front-engine Sport Racing cars from 1952 to 1957

Race Weather Report



Track Status: **DRY**