



# 15<sup>e</sup> GRAND PRIX DE MONACO HISTORIQUE | 24-26 AVRIL 2026



## RACE D JACKIE STEWART - F1 Grand Prix cars 3L from 1966 to 1972

### Free Practice Provisional Classification

Num Pilote No Driver	Nat Pil Dr Nat	Concurrent Competitor	Nat Con Com Nat	Classe Class	Marque Modèle - Année Type Model - Year	Temps Time	Tour Lap	Tours Laps	Ecart Gap	Vitesse Speed
1 27		Judith LYONS		2	SURTEES TS9 1971	1:35.231	9	13	-	126.1
2 28		Matthew WRIGLEY		2	MARCH 721G 1972	1:39.650	11	12	+4.419	120.6
3 19		Adrian FERNANDEZ		3	BRM P153 1970	1:40.569	6	12	+5.338	119.5
4 6		Philipp BUHOFER		2	BRABHAM BT33 1970	1:40.758	9	12	+5.527	119.2
5 3		Franco MEINERS		3	FERRARI 312B3 1972	1:41.414	10	10	+6.183	118.5
6 11		METHUSALEM RACING		1	FERRARI 312 1969	1:41.817	3	5	+6.586	118.0
7 2		Katsuaki KUBOTA		2	LOTUS 72 1971	1:42.968	3	9	+7.737	116.7
8 26		Ewen SERGISON		2	SURTEES TS9B 1971	1:44.050	4	10	+8.819	115.5
9 20		MISTER JOHN OF B		3	MATRA MS120C 1972	1:45.218	9	12	+9.987	114.2
10 16		Andy WILLIS		3	BRM P153 1971	1:46.091	4	12	+10.860	113.2
11 1		Tom HARTLEY JNR		2	MARCH 701 1970	1:46.736	6	8	+11.505	112.6
12 12		Roald GOETHE		2	MCLAREN M19A 1971	1:48.774	11	12	+13.543	110.4
13 24		Evgeny KIREEV		2	POLITOYS FX3 1972	1:50.495	4	4	+15.264	108.7
14 23		Bruno FERRARI		2	MARCH 701 1970	1:52.418	10	11	+17.187	106.9
15 9		Mark HARRISON		2	MCLAREN M19A 1971	1:55.093	10	10	+19.862	104.4
16 15		Andrea BURANI		1	FERRARI 312 1969	2:02.380	6	12	+27.149	98.2
17 14		Juergen BODEN		1	BRM P83 1966	2:15.102	6	6	+39.871	88.9
18 4		Dirk STROER		3	FERRARI 312B2 1971					
19 21		Nicolas MATILE		3	MATRA MS120B 1971					
20 22		David SHAW		2	EIFELLAND 21 1972					

CAR 24 - LAP 6 (IN PITLANE) DELETED DUE TO TRACK LIMITS  
 CAR 16 - LAP 11 DELETED DUE TO TRACK LIMITS

Track Status: **DRY**

Published at: .....

Clerk of the course:

Timekeeper:

Alberto ESTÉBANEZ



RACE D JACKIE STEWART - F1 Grand Prix cars 3L from 1966 to 1972

Free Practice Best Sector Times

Pos	Secteur 1 Sector 1		Secteur 2 Sector 2		Secteur 3 Sector 3		Pos	Num Pilote No Driver	Tour Idéal-Ideal Lap	M.Tour-Best Lap
	Num Pilote No Driver	Temps Time	Num Pilote No Driver	Temps Time	Num Pilote No Driver	Temps Time				
1	27 M.LYONS	27.887	27 M.LYONS	40.133	27 M.LYONS	26.764	1	27 M.LYONS	1:34.784	1:35.231 (1)
2	11 J.ALESI	28.777	28 M.WRIGLEY	42.021	28 M.WRIGLEY	27.960	2	28 M.WRIGLEY	1:39.377	1:39.650 (2)
3	19 A.FERNANDEZ	29.021	6 P.BUHOFFER	42.106	11 J.ALESI	28.203	3	11 J.ALESI	1:39.489	1:41.817 (6)
4	28 M.WRIGLEY	29.396	3 F.MEINERS	42.361	2 K.KUBOTA	28.339	4	19 A.FERNANDEZ	1:40.007	1:40.569 (3)
5	2 K.KUBOTA	29.441	11 J.ALESI	42.509	19 A.FERNANDEZ	28.346	5	6 P.BUHOFFER	1:40.010	1:40.758 (4)
6	6 P.BUHOFFER	29.483	19 A.FERNANDEZ	42.640	6 P.BUHOFFER	28.421	6	3 F.MEINERS	1:40.769	1:41.414 (5)
7	3 F.MEINERS	29.773	2 K.KUBOTA	43.212	3 F.MEINERS	28.635	7	2 K.KUBOTA	1:40.992	1:42.968 (7)
8	20 MISTER JOHN OF B	30.281	26 E.SERGISON	43.541	26 E.SERGISON	28.902	8	26 E.SERGISON	1:43.445	1:44.050 (8)
9	16 A.WILLIS	30.968	16 A.WILLIS	43.870	20 MISTER JOHN OF B	29.205	9	20 MISTER JOHN OF B	1:43.985	1:45.218 (9)
10	26 E.SERGISON	31.002	20 MISTER JOHN OF B	44.499	16 A.WILLIS	29.796	10	16 A.WILLIS	1:44.634	1:46.091 (10)
11	1 T.HARTLEY JNR	31.516	1 T.HARTLEY JNR	45.114	1 T.HARTLEY JNR	30.016	11	1 T.HARTLEY JNR	1:46.646	1:46.736 (11)
12	12 R.GOETHE	32.037	23 B.FERRARI	46.044	12 R.GOETHE	30.427	12	12 R.GOETHE	1:48.535	1:48.774 (12)
13	24 E.KIREEV	32.164	12 R.GOETHE	46.071	23 B.FERRARI	31.934	13	24 E.KIREEV	1:50.495	1:50.495 (13)
14	23 B.FERRARI	34.254	24 E.KIREEV	46.185	9 M.HARRISON	31.978	14	23 B.FERRARI	1:52.232	1:52.418 (14)
15	9 M.HARRISON	35.340	9 M.HARRISON	47.653	24 E.KIREEV	32.146	15	9 M.HARRISON	1:54.971	1:55.093 (15)
16	15 A.BURANI	37.017	15 A.BURANI	50.581	15 A.BURANI	33.770	16	15 A.BURANI	2:01.368	2:02.380 (16)
17	14 J.BODEN	41.243	14 J.BODEN	55.413	14 J.BODEN	37.300	17	14 J.BODEN	2:13.956	2:15.102 (17)



# 15<sup>e</sup> GRAND PRIX DE MONACO HISTORIQUE | 24-26 AVRIL 2026



## RACE D JACKIE STEWART - F1 Grand Prix cars 3L from 1966 to 1972

### Free Practice Sector Analysis

Lap under Red Flag							— Invalidated Lap							■ Personal Best							■ Session Best							B Crossing the pit lane																																																																																																	
Tour Lap	Temps Time	Secteur 1 Sector 1	Secteur 2 Sector 2	Secteur 3 Sector 3	Vitesse Speed	Heure Elapsed	Tour Lap	Temps Time	Secteur 1 Sector 1	Secteur 2 Sector 2	Secteur 3 Sector 3	Vitesse Speed	Heure Elapsed	Tour Lap	Temps Time	Secteur 1 Sector 1	Secteur 2 Sector 2	Secteur 3 Sector 3	Vitesse Speed	Heure Elapsed	Tour Lap	Temps Time	Secteur 1 Sector 1	Secteur 2 Sector 2	Secteur 3 Sector 3	Vitesse Speed	Heure Elapsed																																																																																																		
<b>1</b>	<b>Tom HARTLEY JNR</b>						MARCH 701 1970						8	1:45.122	32.862	43.233	29.027	114.3	26:57.639	9	1:41.523	<b>29.773</b>	43.039	28.711	118.3	28:39.162	10	<b>1:41.414</b>	30.418	<b>42.361</b>	<b>28.635</b>	118.5	30:20.576																																																																																												
1	2:41.472	1:17.927	50.104	33.441	74.4	2:41.472	2	1:57.552	34.711	50.098	32.743	102.2	4:39.024	3	1:54.721	35.600	47.701	31.420	104.7	6:33.745	4	1:51.909	33.283	47.089	31.537	107.3	8:25.654	5	1:55.029	33.998	47.897	33.134	104.4	10:20.683	6	<b>1:46.736</b>	31.606	<b>45.114</b>	<b>30.016</b>	112.6	12:07.419	7	9:09.327 B	<b>31.516</b>	58.651	7:39.160	21.9	21:16.746	8	2:16.337	41.582	56.316	38.439	88.1	23:33.083																																																																						
<b>2</b>	<b>Katsuaki KUBOTA</b>						LOTUS 72 1971						<b>6</b>	<b>Philipp BUHOFER</b>						BRABHAM BT33 1970																																																																																																									
1	2:22.837	58.449	52.453	31.935	84.1	2:22.837	1	2:24.620	1:00.270	52.193	32.157	83.1	2:24.620	2	1:47.375	32.055	45.871	29.449	111.9	4:10.212	2	1:48.514	32.506	46.040	29.968	110.7	4:13.134	3	<b>1:42.968</b>	30.994	43.635	<b>28.339</b>	116.7	5:53.180	3	1:47.923	31.457	46.685	29.781	111.3	6:01.057	4	1:44.480	31.523	44.465	28.492	115.0	7:37.660	4	1:44.973	30.607	44.226	30.140	114.4	7:46.030	5	1:44.480	31.523	44.465	28.492	115.0	7:37.660	5	2:41.711	1:16.811	52.103	32.797	74.3	10:27.741	6	1:53.774	35.658	47.872	30.244	105.6	12:21.515	7	8:44.800 B	30.053	1:08.781	7:05.966	22.9	21:06.315	8	1:54.447	35.191	49.105	30.151	105.0	23:00.762	9	<b>1:40.758</b>	29.591	42.746	<b>28.421</b>	119.2	24:41.520	10	1:59.471	32.150	50.457	36.864	100.6	26:40.991	11	1:55.494	37.166	47.631	30.697	104.0	28:36.485	12	1:41.352	<b>29.483</b>	<b>42.106</b>	29.763	118.5	30:17.837							
1	2:22.837	58.449	52.453	31.935	84.1	2:22.837	1	2:58.683	1:23.554	57.511	37.618	67.2	2:58.683	2	1:47.375	32.055	45.871	29.449	111.9	4:10.212	2	1:48.514	32.506	46.040	29.968	110.7	4:13.134	3	<b>1:42.968</b>	30.994	43.635	<b>28.339</b>	116.7	5:53.180	3	2:03.898	38.023	51.410	34.465	97.0	7:14.879	4	1:44.480	31.523	44.465	28.492	115.0	7:37.660	4	2:03.733	37.768	51.725	34.240	97.1	9:18.612	5	1:56.745	37.793	48.930	30.022	102.9	23:05.823	5	1:59.325	36.238	49.595	33.492	100.7	11:17.937	6	1:43.635	30.502	44.606	28.527	115.9	24:49.458	6	10:29.930 B	36.350	49.580	9:04.000	19.1	21:47.867	7	1:45.242	31.911	<b>43.212</b>	30.119	114.1	26:34.700	7	2:17.910	48.049	55.609	34.252	87.1	24:05.777	8	1:43.635	30.502	44.606	28.527	115.9	24:49.458	8	2:01.689	39.851	49.493	32.345	98.7	26:07.466	9	1:57.611	35.340	48.716	33.555	102.1	28:05.077	10	<b>1:55.093</b>	35.462	<b>47.653</b>	<b>31.978</b>	104.4	30:00.170
<b>3</b>	<b>Franco MEINERS</b>						FERRARI 312B3 1972						<b>9</b>	<b>Mark HARRISON</b>						MCLAREN M19A 1971																																																																																																									
1	2:52.171	1:24.859	54.285	33.027	69.8	2:52.171	1	2:58.683	1:23.554	57.511	37.618	67.2	2:58.683	2	1:55.488	33.975	50.587	30.926	104.0	4:47.659	2	2:12.298	41.031	54.609	36.658	90.8	5:10.981	3	1:46.962	31.365	45.904	29.693	112.3	6:34.621	3	2:03.898	38.023	51.410	34.465	97.0	7:14.879	4	1:45.072	31.124	44.457	29.491	114.3	8:19.693	4	2:03.733	37.768	51.725	34.240	97.1	9:18.612	5	13:01.171 B	32.369	43.960	...	15.4	21:20.864	5	1:59.325	36.238	49.595	33.492	100.7	11:17.937	6	2:07.576	42.904	51.520	33.152	94.2	23:28.440	6	10:29.930 B	36.350	49.580	9:04.000	19.1	21:47.867	7	1:44.077	30.947	44.379	28.751	115.4	25:12.517	7	2:17.910	48.049	55.609	34.252	87.1	24:05.777	8	2:01.689	39.851	49.493	32.345	98.7	26:07.466	9	1:57.611	35.340	48.716	33.555	102.1	28:05.077	10	<b>1:55.093</b>	35.462	<b>47.653</b>	<b>31.978</b>	104.4	30:00.170							



# 15<sup>e</sup> GRAND PRIX DE MONACO HISTORIQUE | 24-26 AVRIL 2026



## RACE D JACKIE STEWART - F1 Grand Prix cars 3L from 1966 to 1972

### Free Practice Sector Analysis

Lap under Red Flag

— Invalidated Lap

■ Personal Best

■ Session Best

B Crossing the pit lane

Tour Lap	Temps Time	Secteur 1 Sector 1	Secteur 2 Sector 2	Secteur 3 Sector 3	Vitesse Speed	Heure Elapsed	Tour Lap	Temps Time	Secteur 1 Sector 1	Secteur 2 Sector 2	Secteur 3 Sector 3	Vitesse Speed	Heure Elapsed
<b>11</b> <b>Jean ALESI</b> METHUSALEM RACING FERRARI 312 1969							<b>15</b> <b>Andrea BURANI</b> METHUSALEM RACING FERRARI 312 1969						
1	2:16.045	52.802	50.119	33.124	88.3	2:16.045	1	2:31.200	58.892	56.425	35.883	79.5	2:31.200
2	1:47.919	33.487	44.470	29.962	111.3	4:03.964	2	2:04.499	39.086	51.643	<b>33.770</b>	96.5	4:35.699
3	<b>1:41.817</b>	30.982	<b>42.509</b>	28.326	118.0	5:45.781	3	2:07.711	39.860	52.774	35.077	94.1	6:43.410
4	4:15.064 B	35.247	52.753	2:47.064	47.1	10:00.845	4	2:05.770	37.472	53.080	35.218	95.5	8:49.180
5	1:45.647	34.669	42.775	<b>28.203</b>	113.7	11:46.492	5	2:04.912	37.833	51.639	35.440	96.2	10:54.092
<b>12</b> <b>Roald GOETHE</b> Roald GOETHE MCLAREN M19A 1971							6 <b>2:02.380</b>						
1	2:58.127	1:26.117	55.390	36.620	67.4	2:58.127	6	8:18.918 B	52.270	1:21.981	6:04.667	24.1	21:15.390
2	1:57.694	35.569	49.249	32.876	102.1	4:55.821	7	2:12.953	42.597	55.750	34.606	90.4	23:28.343
3	1:52.384	33.509	47.143	31.732	106.9	6:48.205	8	2:04.546	38.660	51.097	34.789	96.5	25:32.889
4	1:54.174	33.259	49.573	31.342	105.2	8:42.379	9	2:04.053	38.743	50.852	34.458	96.8	27:36.942
5	1:50.814	32.590	47.253	30.971	108.4	10:33.193	10	2:03.698	<b>37.017</b>	52.107	34.574	97.1	29:40.640
6	1:49.606	32.980	46.199	<b>30.427</b>	109.6	12:22.799	11	2:02.846	37.136	51.306	34.404	97.8	31:43.486
7	9:10.185 B	<b>32.037</b>	1:08.585	7:29.563	21.8	21:32.984	<b>16</b> <b>Andy WILLIS</b> Andy WILLIS BRM P153 1971						
8	2:06.912	40.135	53.762	33.015	94.7	23:39.896	1	2:24.222	59.355	52.056	32.811	83.3	2:24.222
9	1:56.099	33.533	51.273	31.293	103.5	25:35.995	2	1:48.572	32.181	45.465	30.926	110.6	4:12.794
10	1:54.633	35.097	48.796	30.740	104.8	27:30.628	3	1:51.311	34.807	45.672	30.832	107.9	6:04.105
11	<b>1:48.774</b>	32.079	<b>46.071</b>	30.624	110.4	29:19.402	4	<b>1:46.091</b>	31.141	<b>43.870</b>	31.080	113.2	7:50.196
12	1:52.208	32.949	46.383	32.876	107.1	31:11.610	5	1:53.652	33.111	44.900	35.641	105.7	9:43.848
<b>14</b> <b>Juergen BODEN</b> Juergen BODEN BRM P83 1966							6 <b>29.796</b>						
1	3:17.647	1:40.351	58.262	39.034	60.8	3:17.647	7	1:47.149	32.702	44.651	<b>29.796</b>	112.1	11:30.997
2	17:50.558 B	42.496	55.809	...	11.2	21:08.205	8	9:32.117 B	31.445	45.037	8:15.635	21.0	21:03.114
3	2:21.178	45.258	58.620	<b>37.300</b>	85.1	23:29.383	9	1:59.867	37.257	51.644	30.966	100.2	23:02.981
4	2:18.447	43.110	57.240	38.097	86.8	25:47.830	10	1:47.066	31.208	45.260	30.598	112.2	24:50.047
5	2:19.113	<b>41.243</b>	57.046	40.824	86.4	28:06.943	11	1:47.241	32.795	43.947	30.499	112.0	26:37.288
6	<b>2:15.102</b>	41.944	<b>55.413</b>	37.745	88.9	30:22.045	12	<b>1:45.678</b>	<b>30.968</b>	44.365	30.345	113.7	28:22.966
							12 3:25.043 2:06.747 46.951 31.345 58.6 31:48.009						
							<b>19</b> <b>Adrian FERNANDEZ</b> Adrian FERNANDEZ BRM P153 1970						



# 15<sup>e</sup> GRAND PRIX DE MONACO HISTORIQUE | 24-26 AVRIL 2026



## RACE D JACKIE STEWART - F1 Grand Prix cars 3L from 1966 to 1972

### Free Practice Sector Analysis

Lap under Red Flag

— Invalidated Lap

■ Personal Best

■ Session Best

B Crossing the pit lane

Tour Lap	Temps Time	Secteur 1 Sector 1	Secteur 2 Sector 2	Secteur 3 Sector 3	Vitesse Speed	Heure Elapsed
1	2:58.584	1:26.900	55.015	36.669	67.3	2:58.584
2	1:53.076	34.578	47.330	31.168	106.2	4:51.660
3	1:45.784	30.978	44.688	30.118	113.6	6:37.444
4	1:44.901	30.720	44.724	29.457	114.5	8:22.345
5	1:45.623	30.313	45.474	29.836	113.7	10:07.968
6	1:40.569	29.581	42.640	28.348	119.5	11:48.537
7	9:45.260 B	29.021	44.937	8:31.302	20.5	21:33.797
8	2:00.338	38.573	51.523	30.242	99.8	23:34.135
9	2:41.773 B	35.810	47.202	1:18.761	74.3	26:15.908
10	1:49.550	35.438	44.049	30.063	109.7	28:05.458
11	1:43.625	30.920	44.023	28.682	115.9	29:49.083
12	1:42.141	29.609	44.186	28.346	117.6	31:31.224

**20** **MISTER JOHN OF B**  
 MISTER JOHN OF B MATRA MS120C 1972

1	3:00.417	1:36.141	50.495	33.781	66.6	3:00.417
2	1:54.890	33.863	49.328	31.699	104.6	4:55.307
3	1:47.675	31.713	45.344	30.618	111.6	6:42.982
4	1:48.765	32.500	46.057	30.208	110.5	8:31.747
5	1:53.060	33.448	47.463	32.149	106.3	10:24.807
6	1:47.316	31.536	45.820	29.960	111.9	12:12.123
7	9:09.702 B	31.755	1:02.202	7:35.745	21.9	21:21.825
8	2:07.514	42.683	51.927	32.904	94.2	23:29.339
9	1:45.218	31.327	44.686	29.205	114.2	25:14.557
10	1:47.557	33.323	44.760	29.474	111.7	27:02.114
11	1:45.294	30.281	44.499	30.514	114.1	28:47.408
12	2:07.513	39.916	49.827	37.770	94.2	30:54.921

**23** **Bruno FERRARI**  
 Bruno FERRARI MARCH 701 1970

1	3:00.517	1:24.861	58.767	36.889	66.5	3:00.517
2	2:09.105	39.121	53.928	36.056	93.0	5:09.622
3	2:04.124	37.545	51.286	35.293	96.8	7:13.746

4	2:05.982	36.670	53.296	36.016	95.4	9:19.728
5	1:59.067	36.381	49.439	33.247	100.9	11:18.795
6	9:51.938 B	36.099	49.626	8:26.213	20.3	21:10.733
7	2:04.891	39.943	52.049	32.899	96.2	23:15.624
8	1:56.248	34.897	48.605	32.746	103.3	25:11.872
9	2:00.917	38.124	47.576	35.217	99.4	27:12.789
10	1:52.418	34.440	46.044	31.934	106.9	29:05.207
11	1:58.134	34.254	47.265	36.615	101.7	31:03.341

**24** **Evgeny KIRIEEV**  
 Evgeny KIRIEEV POLITOYS FX3 1972

1	2:31.502	1:01.935	54.031	35.536	79.3	2:31.502
2	1:59.548	36.973	48.885	33.690	100.5	4:31.050
3	1:54.039	33.933	47.941	32.165	105.3	6:25.089
4	1:50.495	32.164	46.185	32.146	108.7	8:15.584

**26** **Ewen SERGISON**  
 Ewen SERGISON SURTEES TS9B 1971

1	2:33.112	1:10.073	50.628	32.411	78.5	2:33.112
2	1:48.979	34.631	44.905	29.443	110.2	4:22.091
3	1:44.262	31.062	43.541	29.659	115.2	6:06.353
4	1:44.050	31.002	43.945	29.103	115.5	7:50.403
5	13:22.655 B	31.774	44.740	...	15.0	21:13.058
6	2:11.847	43.758	54.439	33.650	91.1	23:24.905
7	1:56.016	34.340	50.668	31.008	103.5	25:20.921
8	1:47.697	32.772	44.425	30.500	111.5	27:08.618
9	1:45.104	31.224	44.978	28.902	114.3	28:53.722
10	1:54.400	31.603	44.559	38.238	105.0	30:48.122

**27** **Michael LYONS**  
 Judith LYONS SURTEES TS9 1971

1	2:11.874	55.357	45.923	30.594	91.1	2:11.874
2	1:38.406	28.619	42.074	27.713	122.1	3:50.280



**15<sup>e</sup> GRAND PRIX DE MONACO HISTORIQUE | 24-26 AVRIL 2026**



**RACE D JACKIE STEWART - F1 Grand Prix cars 3L from 1966 to 1972**

Free Practice Sector Analysis

Lap under Red Flag    — Invalidated Lap    ■ Personal Best    ■ Session Best    B Crossing the pit lane

Tour Lap	Temps Time	Secteur 1 Sector 1	Secteur 2 Sector 2	Secteur 3 Sector 3	Vitesse Speed	Heure Elapsed	Tour Lap	Temps Time	Secteur 1 Sector 1	Secteur 2 Sector 2	Secteur 3 Sector 3	Vitesse Speed	Heure Elapsed
3	3:25.323 B	28.526	40.683	2:16.114	58.5	7:15.603							
4	1:54.086	36.011	46.260	31.815	105.3	9:09.689							
5	1:36.983	28.341	40.953	27.689	123.9	10:46.672							
6	1:35.931	27.887	40.557	27.487	125.2	12:22.603							
7	8:41.849 B	29.522	1:05.284	7:07.043	23.0	21:04.452							
8	1:48.608	33.820	44.272	30.516	110.6	22:53.060							
9	1:35.231	28.149	40.318	26.764	126.1	24:28.291							
10	1:52.766	31.478	47.170	34.118	106.5	26:21.057							
11	1:40.961	29.877	41.082	30.002	119.0	28:02.018							
12	1:36.197	28.093	40.133	27.971	124.9	29:38.215							
13	1:36.146	28.593	40.489	27.064	124.9	31:14.361							

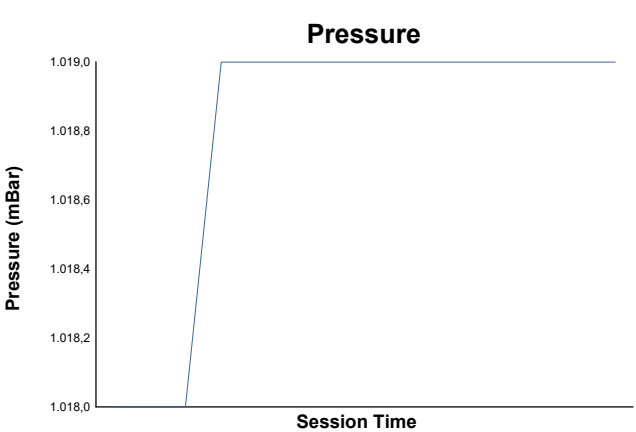
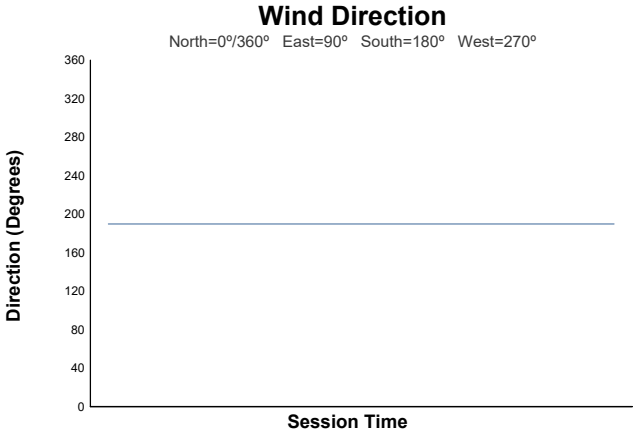
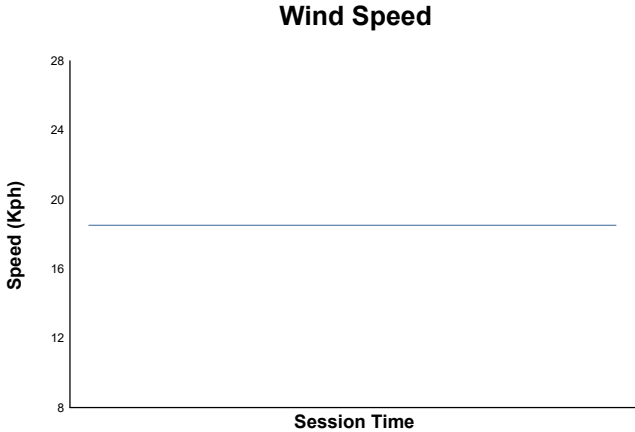
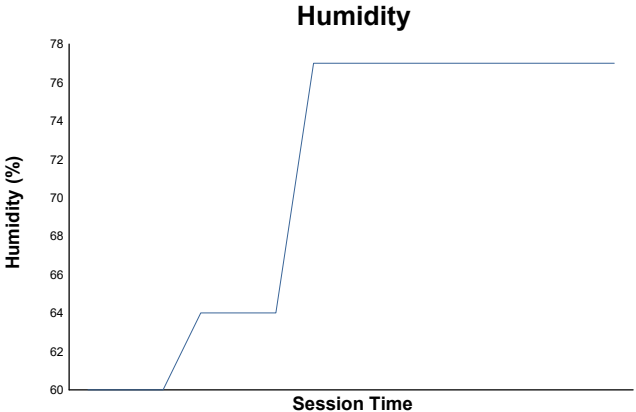
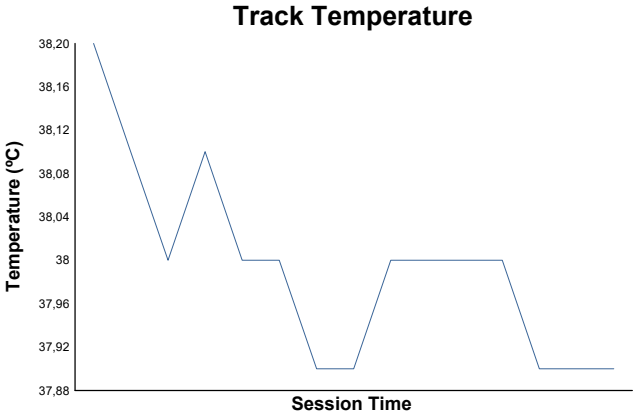
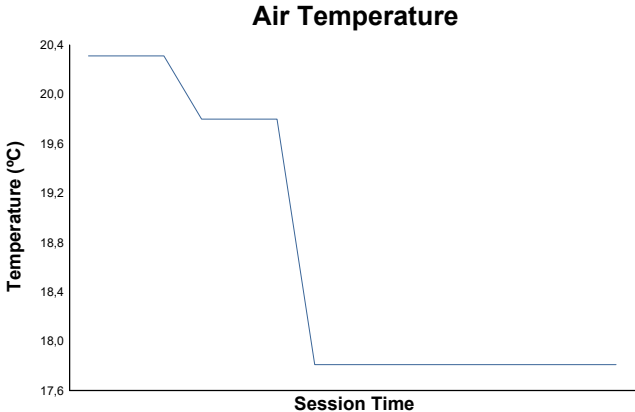
**28** **Matthew WRIGLEY**  
 Matthew WRIGLEY MARCH 721G 1972

1	2:27.697	1:04.545	51.088	32.064	81.3	2:27.697
2	1:45.643	30.398	45.569	29.676	113.7	4:13.340
3	1:43.995	31.814	43.460	28.721	115.5	5:57.335
4	1:41.987	29.396	43.978	28.613	117.8	7:39.322
5	3:31.603 B	33.459	47.644	2:10.500	56.8	11:10.925
6	1:51.989	36.047	45.514	30.428	107.3	13:02.914
7	8:16.659 B	48.357	1:24.761	6:03.541	24.2	21:19.573
8	2:18.935	43.579	1:02.576	32.780	86.5	23:38.508
9	1:51.482	33.026	46.977	31.479	107.8	25:29.990
10	1:41.953	29.786	42.682	29.485	117.8	27:11.943
11	1:39.650	29.669	42.021	27.960	120.6	28:51.593
12	2:00.241	31.874	50.937	37.430	99.9	30:51.834



RACE D JACKIE STEWART - F1 Grand Prix cars 3L from 1966 to 1972

Free Practice Weather Report



Track Status: **DRY**

