



RACE D JACKIE STEWART - F1 Grand Prix cars 3L from 1966 to 1972

Qualifying Practice Provisional Classification

Num Pilote No Driver	Nat Pil Dr Nat	Concurrent Competitor	Nat Con Com Nat	Classe Class	Marque Modèle - Année Type Model - Year	Temps Time	Tour Lap	Tours Laps	Ecart Gap	Vitesse Speed
1 27		LYONS, Judith		2	SURTEES TS9 1971	1:33.659	11	11	-	128.3
2 28		WRIGLEY, Matthew		2	MARCH 721G 1972	1:36.028	10	10	+2.369	125.1
3 26		SERGISON, Ewen		2	SURTEES TS9B 1971	1:36.132	10	13	+2.473	125.0
4 6		BUHOFER, Philipp		2	BRABHAM BT33 1970	1:36.504	12	13	+2.845	124.5
5 2		KUBOTA, Katsuaki		2	LOTUS 72 1971	1:36.619	5	13	+2.960	124.3
6 11		METHUSALEM RACING		1	FERRARI 312 1969	1:36.930	5	5	+3.271	123.9
7 19		FERNANDEZ, Adrian		3	BRM P153 1970	1:37.271	5	11	+3.612	123.5
8 3		MEINERS, Franco		3	FERRARI 312B3 1972	1:38.365	12	13	+4.706	122.1
9 20		MISTER JOHN OF B		3	MATRA MS120C 1972	1:40.426	10	14	+6.767	119.6
10 22		SHAW, David		2	EIFELLAND 21 1972	1:40.701	7	10	+7.042	119.3
11 16		WILLIS, Andy		3	BRM P153 1971	1:41.862	4	7	+8.203	117.9
12 12		GOETHE, Roald		2	MCLAREN M19A 1971	1:43.244	11	13	+9.585	116.4
13 21		MATILE, Nicolas		3	MATRA MS120B 1971	1:44.460	9	10	+10.801	115.0
14 24		KIREEV, Evgeny		2	POLITOYS FX3 1972	1:45.540	13	13	+11.881	113.8
15 23		FERRARI, Bruno		2	MARCH 701 1970	1:52.173	8	12	+18.514	107.1
16 9		HARRISON, Mark		2	MCLAREN M19A 1971	1:55.906	2	2	+22.247	103.6
17 15		BURANI, Andrea		1	FERRARI 312 1969	1:58.124	11	12	+24.465	101.7
■ Max. qual. time: 2:01.756										
1		HARTLEY JNR, Tom		2	MARCH 701 1970					
4		STROER, Dirk		3	FERRARI 312B2 1971					



15<sup>e</sup> GRAND PRIX DE MONACO HISTORIQUE | 24-26 AVRIL 2026



RACE D JACKIE STEWART - F1 Grand Prix cars 3L from 1966 to 1972

Qualifying Practice Provisional Classification

Num Pilote No Driver	Nat Pil Dr Nat	Concurrent Competitor	Nat Con Com Nat	Classe Class	Marque Modèle - Année Type Model - Year	Temps Time	Tour Lap	Tours Laps	Ecart Gap	Vitesse Speed
-------------------------	-------------------	--------------------------	--------------------	-----------------	--	---------------	-------------	---------------	--------------	------------------

CARS 22 AND 27 - LAP 2 DELETED DUE TO TRACK LIMITS  
 CAR 23 - LAP 3 DELETED DUE TO TRACK LIMITS  
 CAR 24 - LAPS 4, 7 AND 10 DELETED DUE TO TRACK LIMITS  
 CAR 6 - LAPS 6 AND 7 DELETED DUE TO TRACK LIMITS  
 CAR 26 - LAP 6 DELETED DUE TO TRACK LIMITS  
 CAR 21 - LAPS 7 AND 10 DELETED DUE TO TRACK LIMITS  
 CAR 19 - LAP 10 DELETED DUE TO TRACK LIMITS

Published at: ....11:20.....

Track Status: **DRY**

<p>Clerk of the course:</p> 	<p>Timekeeper: Alberto ESTÉBANEZ</p> 
---	--





RACE D JACKIE STEWART - F1 Grand Prix cars 3L from 1966 to 1972

Qualifying Practice Best Sector Times

Pos	Secteur 1 Sector 1		Secteur 2 Sector 2		Secteur 3 Sector 3		Pos	Num Pilote No Driver	Tour Idéal-Ideal Lap	M.Tour-Best Lap
	Num Pilote No Driver	Temps Time	Num Pilote No Driver	Temps Time	Num Pilote No Driver	Temps Time				
1	27 M.LYONS	27.502	27 M.LYONS	39.357	27 M.LYONS	26.459	1	27 M.LYONS	1:33.318	1:33.659 (1)
2	11 J.ALESI	28.109	26 E.SERGISON	40.223	28 M.WRIGLEY	26.881	2	28 M.WRIGLEY	1:35.801	1:36.028 (2)
3	6 P.BUHOFFER	28.141	28 M.WRIGLEY	40.352	2 K.KUBOTA	27.006	3	2 K.KUBOTA	1:35.943	1:36.619 (5)
4	2 K.KUBOTA	28.169	2 K.KUBOTA	40.768	26 E.SERGISON	27.222	4	26 E.SERGISON	1:36.132	1:36.132 (3)
5	19 A.FERNANDEZ	28.304	6 P.BUHOFFER	40.904	11 J.ALESI	27.343	5	6 P.BUHOFFER	1:36.502	1:36.504 (4)
6	28 M.WRIGLEY	28.568	19 A.FERNANDEZ	41.113	6 P.BUHOFFER	27.457	6	11 J.ALESI	1:36.930	1:36.930 (6)
7	26 E.SERGISON	28.687	3 F.MEINERS	41.295	3 F.MEINERS	27.527	7	19 A.FERNANDEZ	1:37.015	1:37.271 (7)
8	3 F.MEINERS	29.176	11 J.ALESI	41.478	19 A.FERNANDEZ	27.598	8	3 F.MEINERS	1:37.998	1:38.365 (8)
9	20 MISTER JOHN OF B	29.322	16 A.WILLIS	42.175	22 D.SHAW	28.072	9	20 MISTER JOHN OF B	1:40.138	1:40.426 (9)
10	22 D.SHAW	29.575	20 MISTER JOHN OF B	42.496	20 MISTER JOHN OF B	28.320	10	22 D.SHAW	1:40.675	1:40.701 (10)
11	12 R.GOETHE	30.555	22 D.SHAW	43.028	16 A.WILLIS	28.678	11	16 A.WILLIS	1:41.562	1:41.862 (11)
12	16 A.WILLIS	30.709	12 R.GOETHE	43.644	12 R.GOETHE	28.787	12	12 R.GOETHE	1:42.986	1:43.244 (12)
13	24 E.KIREEV	30.995	21 N.MATILE	43.871	21 N.MATILE	29.302	13	21 N.MATILE	1:44.237	1:44.460 (13)
14	21 N.MATILE	31.064	24 E.KIREEV	44.103	24 E.KIREEV	30.341	14	24 E.KIREEV	1:45.439	1:45.540 (14)
15	23 B.FERRARI	33.504	23 B.FERRARI	46.667	23 B.FERRARI	31.020	15	23 B.FERRARI	1:51.191	1:52.173 (15)
16	9 M.HARRISON	35.634	9 M.HARRISON	47.460	9 M.HARRISON	32.812	16	9 M.HARRISON	1:55.906	1:55.906 (16)
17	15 A.BURANI	35.894	15 A.BURANI	48.385	15 A.BURANI	33.394	17	15 A.BURANI	1:57.673	1:58.124 (17)





# 15<sup>e</sup> GRAND PRIX DE MONACO HISTORIQUE | 24-26 AVRIL 2026



## RACE D JACKIE STEWART - F1 Grand Prix cars 3L from 1966 to 1972

### Qualifying Practice Sector Analysis

Lap under Red Flag

— Invalidated Lap

■ Personal Best

■ Session Best

B Crossing the pit lane

Tour Lap	Temps Time	Secteur 1 Sector 1	Secteur 2 Sector 2	Secteur 3 Sector 3	Vitesse Speed	Heure Elapsed
<b>2</b>	● Katsuaki KUBOTA ● KUBOTA, Katsuaki LOTUS 72 1971					
1	2:07.298	47.379	48.353	31.566	94.4	2:07.298
2	2:41.680	29.515	42.903	1:29.262	74.3	4:48.978
3	1:51.400	33.476	47.307	30.617	107.8	6:40.378
4	1:39.573	30.014	42.204	27.355	120.6	8:19.951
5	<b>1:36.619</b>	28.845	<b>40.768</b>	<b>27.006</b>	124.3	9:56.570
6	1:38.369	28.282	42.687	27.400	122.1	11:34.939
7	1:42.489	<b>28.169</b>	41.479	32.841	117.2	13:17.428
8	2:06.320	34.312	57.938	34.070	95.1	15:23.748
9	1:37.920	28.537	42.002	27.381	122.7	17:01.668
10	3:28.225 B	39.827	52.941	1:55.457	57.7	20:29.893
11	1:45.542	33.204	44.753	27.585	113.8	22:15.435
12	2:02.332	30.773	53.013	38.546	98.2	24:17.767
13	1:45.570	28.801	42.798	33.971	113.8	26:03.337
<b>3</b>	■ Franco MEINERS ■ MEINERS, Franco FERRARI 312B3 1972					
1	2:41.147	1:17.150	51.751	32.246	74.5	2:41.147
2	1:48.186	31.840	44.974	31.372	111.0	4:29.333
3	1:41.760	30.686	42.590	28.484	118.1	6:11.093
4	1:40.537	29.514	42.157	28.866	119.5	7:51.630
5	1:43.639	30.771	43.769	29.099	115.9	9:35.269
6	1:41.623	30.163	42.690	28.770	118.2	11:16.892
7	1:41.043	29.529	42.829	28.685	118.9	12:57.935
8	1:41.630	30.136	42.746	28.748	118.2	14:39.565
9	4:34.953 B	31.111	44.205	3:19.637	43.7	19:14.518
10	1:48.234	36.067	43.449	28.718	111.0	21:02.752
11	1:39.181	29.357	<b>41.295</b>	28.529	121.1	22:41.933
12	<b>1:38.365</b>	29.257	41.581	<b>27.527</b>	122.1	24:20.298
13	1:38.804	<b>29.176</b>	41.891	27.737	121.6	25:59.102

Tour Lap	Temps Time	Secteur 1 Sector 1	Secteur 2 Sector 2	Secteur 3 Sector 3	Vitesse Speed	Heure Elapsed
<b>6</b>	■ Philipp BUHOFER ■ BUHOFER, Philipp BRABHAM BT33 1970					
1	2:10.066	49.878	48.034	32.154	92.4	2:10.066
2	1:47.109	31.169	45.301	30.639	112.2	3:57.175
3	1:41.340	29.790	42.855	28.695	118.5	5:38.515
4	1:41.459	29.646	42.737	29.076	118.4	7:19.974
5	1:39.608	29.586	41.268	28.754	120.6	8:59.582
6	<u>1:44.721</u>	28.919	45.181	30.621	114.7	10:44.303
7	<u>1:42.252</u>	29.571	43.191	29.490	117.5	12:26.555
8	1:45.778	29.209	45.435	31.134	113.6	14:12.333
9	1:39.379	29.359	42.248	27.772	120.9	15:51.712
10	1:41.359	28.611	43.378	29.370	118.5	17:33.071
11	1:40.773	28.618	42.620	29.535	119.2	19:13.844
12	<b>1:36.504</b>	<b>28.141</b>	40.906	<b>27.457</b>	124.5	20:50.348
13	1:37.497	28.272	<b>40.904</b>	28.321	123.2	22:27.845
<b>9</b>	■ Mark HARRISON ■ SERGISON, Ewen MCLAREN M19A 1971					
1	2:50.316	1:22.479	54.020	33.817	70.5	2:50.316
2	<b>1:55.906</b>	<b>35.634</b>	<b>47.460</b>	<b>32.812</b>	103.6	4:46.222
<b>11</b>	■ Jean ALESI ■ METHUSALEM RACING FERRARI 312 1969					
1	3:24.695	2:05.793	48.355	30.547	58.7	3:24.695
2	1:42.148	30.586	43.306	28.256	117.6	5:06.843
3	9:00.431 B	40.402	45.280	7:34.749	22.2	14:07.274
4	1:49.561	37.111	44.644	27.806	109.6	15:56.835
5	<b>1:36.930</b>	<b>28.109</b>	<b>41.478</b>	<b>27.343</b>	123.9	17:33.765
<b>12</b>	■ Roald GOETHE ■ GOETHE, Roald MCLAREN M19A 1971					



# 15<sup>e</sup> GRAND PRIX DE MONACO HISTORIQUE | 24-26 AVRIL 2026



## RACE D JACKIE STEWART - F1 Grand Prix cars 3L from 1966 to 1972

### Qualifying Practice Sector Analysis

Lap under Red Flag

— Invalidated Lap

■ Personal Best

■ Session Best

B Crossing the pit lane

Tour Lap	Temps Time	Secteur 1 Sector 1	Secteur 2 Sector 2	Secteur 3 Sector 3	Vitesse Speed	Heure Elapsed
1	2:21.653	57.839	50.916	32.898	84.8	2:21.653
2	1:51.745	32.619	48.150	30.976	107.5	4:13.398
3	1:48.671	33.288	45.286	30.097	110.5	6:02.069
4	1:47.818	31.938	45.670	30.210	111.4	7:49.887
5	1:51.047	32.864	48.400	29.783	108.2	9:40.934
6	1:45.198	31.151	44.737	29.310	114.2	11:26.132
7	1:45.594	31.630	44.527	29.437	113.8	13:11.726
8	1:49.998	34.306	45.498	30.194	109.2	15:01.724
9	1:45.343	31.021	44.673	29.649	114.0	16:47.067
10	1:43.579	30.744	44.048	28.787	116.0	18:30.646
11	1:43.244	30.555	43.644	29.045	116.4	20:13.890
12	3:25.795 B	33.889	50.322	2:01.584	58.4	23:39.685
13	1:57.341	37.238	48.778	31.325	102.4	25:37.026

**15** **Andrea BURANI**  
 METHUSALEM RACING FERRARI 312 1969

1	2:54.689	1:24.273	54.628	35.788	68.8	2:54.689
2	2:02.571	38.186	50.310	34.075	98.0	4:57.260
3	2:01.765	37.569	49.943	34.253	98.7	6:59.025
4	2:00.193	37.447	49.352	33.394	99.9	8:59.218
5	2:00.911	37.472	49.578	33.861	99.4	11:00.129
6	2:08.007	36.533	55.535	35.939	93.8	13:08.136
7	2:05.548	39.986	50.744	34.818	95.7	15:13.684
8	2:03.169	36.630	52.386	34.153	97.5	17:16.853
9	2:04.567	36.771	53.917	33.879	96.4	19:21.420
10	2:02.852	38.397	49.239	35.216	97.8	21:24.272
11	1:58.124	35.948	48.385	33.791	101.7	23:22.396
12	2:00.084	35.894	50.437	33.753	100.0	25:22.480

**16** **Andy WILLIS**  
 WILLIS, Andy BRM P153 1971

1	2:12.199	52.435	48.043	31.721	90.9	2:12.199
2	1:46.900	32.586	44.458	29.856	112.4	3:59.099

3	3:00.505	1:47.005	43.997	29.503	66.6	6:59.604
4	1:41.862	31.009	42.175	28.678	117.9	8:41.466
5	2:24.268 B	30.709	43.633	1:09.926	83.3	11:05.734
6	2:26.093 B	34.026	45.340	1:06.727	82.2	13:31.827
7	7:00.741 B	33.685	45.153	5:41.903	28.6	20:32.568

**19** **Adrian FERNANDEZ**  
 FERNANDEZ, Adrian BRM P153 1970

1	2:12.387	57.075	44.750	30.562	90.7	2:12.387
2	1:45.353	32.151	42.817	30.385	114.0	3:57.740
3	1:47.926	29.949	48.464	29.513	111.3	5:45.666
4	1:37.731	29.020	41.113	27.598	122.9	7:23.397
5	1:37.271	28.304	41.237	27.730	123.5	9:00.668
6	1:49.874	32.300	47.455	30.119	109.3	10:50.542
7	5:12.376 B	28.454	56.849	3:47.073	38.5	16:02.918
8	1:44.986	33.725	43.082	28.179	114.4	17:47.904
9	1:39.253	28.747	41.276	29.230	121.0	19:27.157
10	3:47.034 B	29.974	47.514	2:29.546	52.9	23:14.191
11	1:43.498	33.275	42.233	27.990	116.1	24:57.689

**20** **MISTER JOHN OF B**  
 MISTER JOHN OF B MATRA MS120C 1972

1	2:42.359	1:17.766	51.996	32.597	74.0	2:42.359
2	1:47.786	31.409	45.618	30.759	111.5	4:30.145
3	1:42.867	30.646	43.484	28.737	116.8	6:13.012
4	1:43.338	29.717	43.760	29.861	116.3	7:56.350
5	1:42.839	30.272	43.698	28.869	116.8	9:39.189
6	1:42.506	29.948	43.225	29.333	117.2	11:21.695
7	1:42.588	29.515	43.535	29.538	117.1	13:04.283
8	1:41.910	30.039	43.002	28.869	117.9	14:46.193
9	1:41.008	29.464	43.057	28.487	118.9	16:27.201
10	1:40.426	29.610	42.496	28.320	119.6	18:07.627
11	1:45.733	29.322	46.301	30.110	113.6	19:53.360



# 15<sup>e</sup> GRAND PRIX DE MONACO HISTORIQUE | 24-26 AVRIL 2026



## RACE D JACKIE STEWART - F1 Grand Prix cars 3L from 1966 to 1972

### Qualifying Practice Sector Analysis

Lap under Red Flag

— Invalidated Lap

■ Personal Best

■ Session Best

B Crossing the pit lane

Tour Lap	Temps Time	Secteur 1 Sector 1	Secteur 2 Sector 2	Secteur 3 Sector 3	Vitesse Speed	Heure Elapsed
12	1:43.868	30.550	43.855	29.463	115.7	21:37.228
13	1:43.318	29.760	43.470	30.088	116.3	23:20.546
14	1:41.888	29.486	43.663	28.739	117.9	25:02.434
<b>21</b>	<b>Nicolas MATILE</b>					
	MATILE, Nicolas MATRA MS120B 1971					
1	2:45.183	1:19.655	52.432	33.096	72.7	2:45.183
2	1:50.394	33.424	45.777	31.193	108.8	4:35.577
3	2:11.565 B	32.760	45.342	53.463	91.3	6:47.142
4	2:00.492	35.888	47.499	37.105	99.7	8:47.634
5	1:48.819	33.210	45.381	30.228	110.4	10:36.453
6	1:53.015	31.376	44.377	37.262	106.3	12:29.468
7	6:55.297 B	40.600	57.382	5:17.315	28.9	19:24.765
8	1:57.639	38.344	46.999	32.296	102.1	21:22.404
9	1:44.460	31.064	44.094	29.302	115.0	23:06.864
10	1:44.438	31.176	43.871	29.391	115.0	24:51.302
<b>22</b>	<b>David SHAW</b>					
	SHAW, David EIFELLAND 21 1972					
1	2:11.831	50.611	49.316	31.904	91.1	2:11.831
2	1:52.537	34.817	47.198	30.522	106.7	4:04.368
3	1:42.725	30.442	43.602	28.681	116.9	5:47.093
4	5:49.655 B	29.748	46.834	4:33.073	34.4	11:36.748
5	1:50.470	35.535	45.285	29.650	108.7	13:27.218
6	1:42.129	29.836	43.177	29.116	117.6	15:09.347
7	1:40.701	29.601	43.028	28.072	119.3	16:50.048
8	1:47.081	29.683	45.194	32.204	112.2	18:37.129
9	1:49.378	29.918	46.684	32.776	109.8	20:26.507
10	1:44.986	30.288	44.889	29.809	114.4	22:11.493
<b>23</b>	<b>Bruno FERRARI</b>					
	FERRARI, Bruno MARCH 701 1970					
1	2:43.579	1:18.593	52.063	32.923	73.4	2:43.579

Tour Lap	Temps Time	Secteur 1 Sector 1	Secteur 2 Sector 2	Secteur 3 Sector 3	Vitesse Speed	Heure Elapsed
2	1:57.719	33.874	48.879	34.966	102.0	4:41.298
3	1:54.976	35.910	46.667	32.399	104.5	6:36.274
4	1:57.593	35.762	50.174	31.657	102.2	8:33.867
5	1:54.182	34.435	48.188	31.559	105.2	10:28.049
6	1:54.519	34.540	48.240	31.739	104.9	12:22.568
7	1:52.869	34.217	46.704	31.948	106.4	14:15.437
8	1:52.173	33.865	47.288	31.020	107.1	16:07.610
9	4:03.667 B	33.504	47.099	2:43.064	49.3	20:11.277
10	2:03.132	40.899	50.421	31.812	97.6	22:14.409
11	1:57.344	37.817	47.992	31.535	102.4	24:11.753
12	1:54.157	33.635	47.770	32.752	105.2	26:05.910
<b>24</b>	<b>Evgeny KIREEV</b>					
	KIREEV, Evgeny POLITOYS FX3 1972					
1	2:54.609	1:25.828	53.397	35.384	68.8	2:54.609
2	1:51.901	33.355	46.714	31.832	107.4	4:46.510
3	1:55.655	35.446	46.785	33.424	103.9	6:42.165
4	1:47.070	31.546	44.730	30.794	112.2	8:29.235
5	2:10.533	48.277	50.011	32.245	92.0	10:39.768
6	1:52.309	31.899	46.660	33.750	107.0	12:32.077
7	1:54.228	34.460	46.152	33.616	105.2	14:26.305
8	1:47.042	30.995	45.138	30.909	112.2	16:13.347
9	1:48.329	31.298	45.554	31.477	110.9	18:01.676
10	1:50.515	32.298	46.595	31.622	108.7	19:52.191
11	1:48.328	32.813	44.647	30.868	110.9	21:40.519
12	1:48.613	31.714	45.925	30.974	110.6	23:29.132
13	1:45.540	31.096	44.103	30.341	113.8	25:14.672
<b>26</b>	<b>Ewen SERGISON</b>					
	SERGISON, Ewen SURTEES TS9B 1971					
1	2:23.822	1:01.894	48.830	33.098	83.5	2:23.822
2	1:46.886	31.300	46.444	29.142	112.4	4:10.708
3	1:41.238	30.830	42.519	27.889	118.7	5:51.946



RACE D JACKIE STEWART - F1 Grand Prix cars 3L from 1966 to 1972

Qualifying Practice Sector Analysis

Lap under Red Flag    — Invalidated Lap    ■ Personal Best    ■ Session Best    B Crossing the pit lane

Tour Lap	Temps Time	Secteur 1 Sector 1	Secteur 2 Sector 2	Secteur 3 Sector 3	Vitesse Speed	Heure Elapsed	Tour Lap	Temps Time	Secteur 1 Sector 1	Secteur 2 Sector 2	Secteur 3 Sector 3	Vitesse Speed	Heure Elapsed
4	1:42.790	30.382	42.244	30.164	116.9	7:34.736	7	1:36.381	28.568	40.611	27.202	124.6	15:32.903
5	1:39.343	29.855	41.647	27.841	120.9	9:14.079	8	6:24.193 B	38.407	56.380	4:49.406	31.3	21:57.096
6	4:36.865 B	39.880	53.470	3:03.515	43.4	13:50.944	9	1:54.421	38.698	46.007	29.716	105.0	23:51.517
7	1:57.769	38.573	48.087	31.109	102.0	15:48.713	10	1:36.028	28.795	40.352	26.881	125.1	25:27.545
8	1:38.061	29.071	41.550	27.440	122.5	17:26.774							
9	1:37.345	28.870	40.886	27.589	123.4	19:04.119							
10	1:36.132	28.687	40.223	27.222	125.0	20:40.251							
11	1:37.162	28.816	40.844	27.502	123.6	22:17.413							
12	1:48.252	33.397	44.705	30.150	111.0	24:05.665							
13	1:38.745	28.811	41.332	28.602	121.7	25:44.410							

**27**  Michael LYONS  
 LYONS, Judith      SURTEES TS9 1971

1	2:05.165	46.783	48.472	29.910	96.0	2:05.165
2	2:31.223 B	28.442	44.696	1:18.085	79.4	4:36.388
3	1:45.375	32.715	43.105	29.555	114.0	6:21.763
4	1:34.502	27.822	39.357	27.323	127.1	7:56.265
5	1:39.058	27.959	42.390	28.709	121.3	9:35.323
6	1:35.898	28.154	40.756	26.988	125.3	11:11.221
7	1:36.051	28.052	40.521	27.478	125.1	12:47.272
8	1:36.910	27.665	39.882	29.363	124.0	14:24.182
9	3:47.133 B	27.681	42.920	2:36.532	52.9	18:11.315
10	1:59.651	37.252	48.762	33.637	100.4	20:10.966
11	1:33.659	27.502	39.698	26.459	128.3	21:44.625

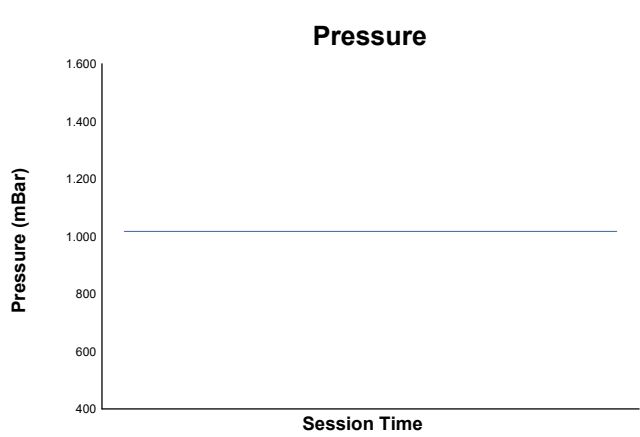
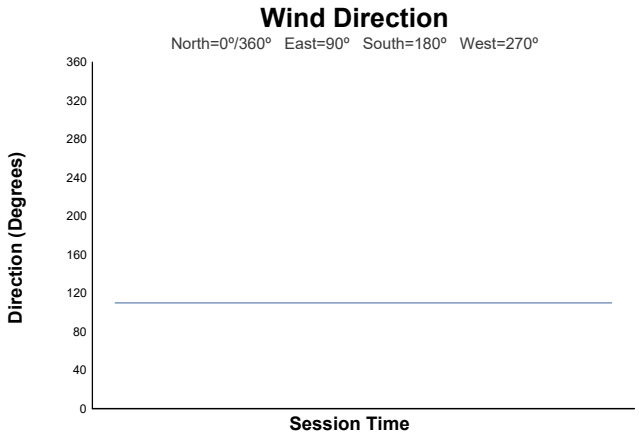
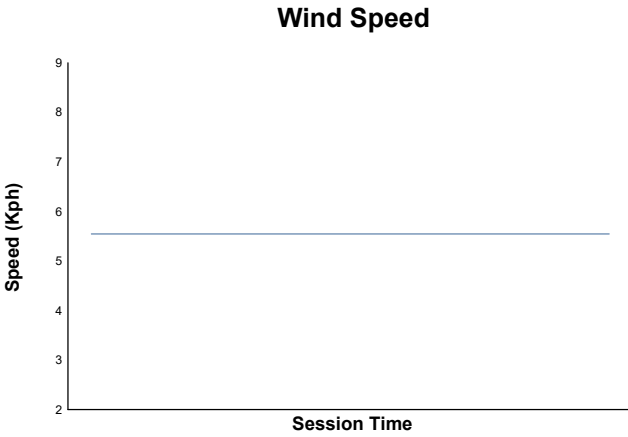
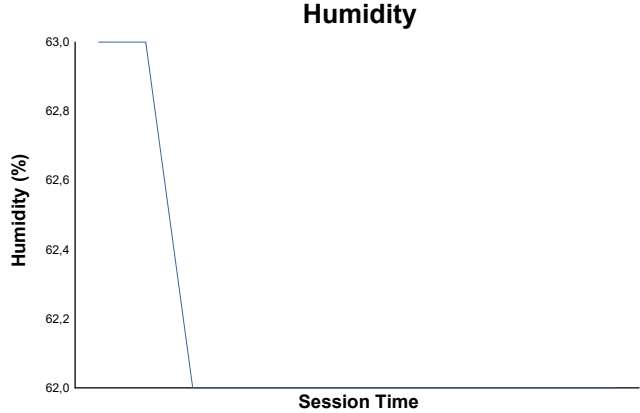
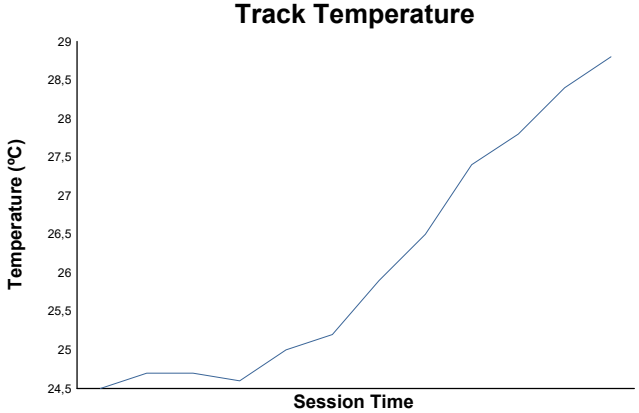
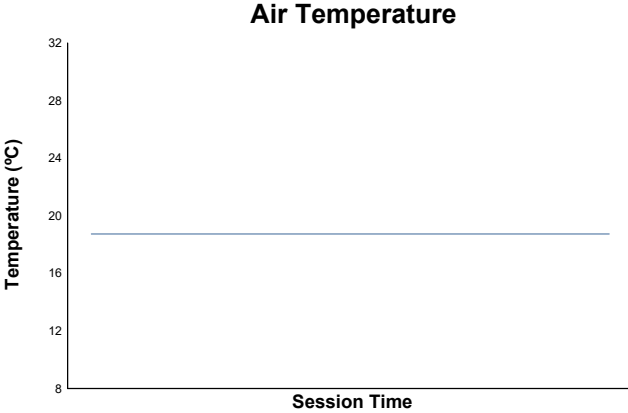
**28**  Matthew WRIGLEY  
 WRIGLEY, Matthew      MARCH 721G 1972

1	2:40.566	1:16.041	51.951	32.574	74.8	2:40.566
2	1:46.338	31.667	44.603	30.068	113.0	4:26.904
3	1:39.455	30.182	41.505	27.768	120.8	6:06.359
4	4:20.295 B	29.070	41.471	3:09.754	46.2	10:26.654
5	1:52.211	37.894	45.032	29.285	107.1	12:18.865
6	1:37.657	29.384	40.889	27.384	123.0	13:56.522



RACE D JACKIE STEWART - F1 Grand Prix cars 3L from 1966 to 1972

Qualifying Practice Weather Report



Track Status: **DRY**

