



15^e GRAND PRIX DE MONACO HISTORIQUE | 24-26 AVRIL 2026



RACE D JACKIE STEWART - F1 Grand Prix cars 3L from 1966 to 1972

Race Provisional Classification

Num Pilote No Driver	Nat Pil Dr Nat	Concurrent Competitor	Nat Con Com Nat	Marque Modèle - Année Type Model - Year	Classe Class	Tours	Temps Total Time	Ecart Gap	M.Tour-Best Lap			
									Vitesse Tour e	Temps Time	Vitesse Speed	
1 27 LYONS, Michael		LYONS, Judith		SURTEES TS9 1971	2	12	19:24.862	-	123.8	12	1:34.220	127.5
2 26 SERGISON, Ewen		SERGISON, Ewen		SURTEES TS9B 1971	2	12	19:46.304	+21.442	121.5	12	1:35.688	125.5
3 6 BUHOFER, Philipp		BUHOFER, Philipp		BRABHAM BT33 1970	2	12	19:50.628	+25.766	121.1	10	1:36.922	123.9
4 16 WILLIS, Andy		WILLIS, Andy		BRM P153 1971	3	12	21:06.362	+1:41.500	113.8	6	1:42.989	116.6
5 12 GOETHE, Roald		GOETHE, Roald		MCLAREN M19A 1971	2	11	20:04.823	1 Tour	109.7	7	1:45.716	113.6
6 24 KIREEV, Evgeny		KIREEV, Evgeny		POLITOYS FX3 1972	2	11	20:32.761	1 Tour	107.2	8	1:45.183	114.2
7 20 MISTER JOHN OF B,		MISTER JOHN OF B		MATRA MS120C 1972	3	11	20:37.112	1 Tour	106.8	11	1:41.851	117.9
8 9 HARRISON, Mark		SERGISON, Ewen		MCLAREN M19A 1971	2	11	20:38.391	1 Tour	106.7	6	1:50.004	109.2
9 4 BODEN, Juergen		BODEN Juergen		FERRARI 312B2 1971	3	11	20:47.653	1 Tour	105.9	9	1:49.790	109.4
10 23 FERRARI, Bruno		FERRARI, Bruno		MARCH 701 1970	2	10	20:05.849	2 Tours	99.6	2	1:56.260	103.3
11 15 BURANI, Andrea		METHUSALEM RACING		FERRARI 312 1969	1	10	20:32.449	2 Tours	97.5	2	1:59.856	100.2
12 28 WRIGLEY, Matthew		WRIGLEY, Matthew		MARCH 721G 1972	2	8	13:24.685	4 Tours	119.4	6	1:38.900	121.5
13 19 FERNANDEZ, Adrian		FERNANDEZ, Adrian		BRM P153 1970	3	8	15:26.760	4 Tours	103.7	8	1:39.368	120.9
14 3 MEINERS, Franco		MEINERS, Franco		FERRARI 312B3 1972	3	3	5:13.780	9 Tours	114.9	2	1:41.362	118.5
15 2 KUBOTA, Katsuaki		KUBOTA, Katsuaki		LOTUS 72 1971	2	1	3:04.473	11 Tours	65.1			
16 22 SHAW, David		SHAW, David		EIFELLAND 21 1972	2							
17 11 ALESI, Jean		METHUSALEM RACING		FERRARI 312 1969	1							
18 21 MATILE, Nicolas		MATILE, Nicolas		MATRA MS120B 1971	3							

Published at: 11:40

Track Status:

DRY

Clerk of the course:

Timekeeper:

Alberto ESTÉBANEZ



15^e GRAND PRIX DE MONACO HISTORIQUE | 24-26 AVRIL 2026



RACE D JACKIE STEWART - F1 Grand Prix cars 3L from 1966 to 1972

Race Lap Chart

Num No	Pos	Grid	Tours - Laps											
			1	2	3	4	5	6	7	8	9	10	11	12
27	1	27	27	27	27	27	27	27	27	27	27	27	27	27
28	2	28	26	26	26	26	26	26	26	26	26	26	26	26
26	3	26	28	28	28	28	28	28	6	6	6	6	6	6
6	4	6	19	6	6	6	6	6	28	28	16	16	16	16
2	5	2	6	3	3	16	16	16	16	16	12	12	12	
19	6	19	3	16	16	12	12	12	12	12	9	24	24	
3	7	3	16	9	12	9	9	9	9	9	24	9	20	
20	8	20	9	12	9	4	4	4	4	24	4	20	9	
22	9	22	12	23	4	23	24	24	24	4	20	4	4	
16	10	16	23	4	23	24	19	23	20	19	23	23	23	
11	11	11	4	15	15	19	23	20	19	20	15	15		
12	12	12	15	24	24	15	20	19	23	23				
21	13	21	24	19	19	20	15	15	15					
24	14	24	20	20										
23	15	23	2											
9	16	9												
15	17	15												
4	18	4												



RACE D JACKIE STEWART - F1 Grand Prix cars 3L from 1966 to 1972

Race Best Sector Times

Pos	Secteur 1 Sector 1		Secteur 2 Sector 2		Secteur 3 Sector 3		Pos	Num Pilote No Driver	Tour Idéal-Ideal Lap	M.Tour-Best Lap
	Num Pilote No Driver	Temps Time	Num Pilote No Driver	Temps Time	Num Pilote No Driver	Temps Time				
1	27 M.LYONS	27.713	27 M.LYONS	39.483	27 M.LYONS	26.809	1	27 M.LYONS	1:34.005	1:34.220 (1)
2	6 P.BUHOFER	28.133	26 E.SERGISON	39.793	26 E.SERGISON	27.280	2	26 E.SERGISON	1:35.688	1:35.688 (2)
3	26 E.SERGISON	28.615	6 P.BUHOFER	40.954	6 P.BUHOFER	27.501	3	6 P.BUHOFER	1:36.588	1:36.922 (3)
4	28 M.WRIGLEY	29.112	28 M.WRIGLEY	41.888	28 M.WRIGLEY	27.567	4	28 M.WRIGLEY	1:38.567	1:38.900 (4)
5	19 A.FERNANDEZ	29.217	19 A.FERNANDEZ	41.981	19 A.FERNANDEZ	27.597	5	19 A.FERNANDEZ	1:38.795	1:39.368 (5)
6	20 MISTER JOHN OF B	29.759	16 A.WILLIS	42.613	3 F.MEINERS	28.477	6	3 F.MEINERS	1:41.203	1:41.362 (6)
7	3 F.MEINERS	29.801	3 F.MEINERS	42.925	20 MISTER JOHN OF B	28.550	7	20 MISTER JOHN OF B	1:41.249	1:41.851 (7)
8	16 A.WILLIS	30.623	20 MISTER JOHN OF B	42.940	16 A.WILLIS	29.071	8	16 A.WILLIS	1:42.307	1:42.989 (8)
9	24 E.KIREEV	30.706	24 E.KIREEV	43.747	12 R.GOETHE	29.790	9	24 E.KIREEV	1:44.259	1:45.183 (9)
10	12 R.GOETHE	30.893	12 R.GOETHE	44.259	24 E.KIREEV	29.806	10	12 R.GOETHE	1:44.942	1:45.716 (10)
11	4 J.BODEN	32.104	4 J.BODEN	45.670	9 M.HARRISON	30.699	11	4 J.BODEN	1:49.088	1:49.790 (11)
12	9 M.HARRISON	33.128	9 M.HARRISON	45.734	4 J.BODEN	31.314	12	9 M.HARRISON	1:49.561	1:50.004 (12)
13	23 B.FERRARI	34.325	23 B.FERRARI	47.396	23 B.FERRARI	32.386	13	23 B.FERRARI	1:54.107	1:56.260 (13)
14	15 A.BURANI	35.925	2 K.KUBOTA	47.572	15 A.BURANI	32.908	14	15 A.BURANI	1:58.715	1:59.856 (14)















15^e GRAND PRIX DE MONACO HISTORIQUE | 24-26 AVRIL 2026



RACE D JACKIE STEWART - F1 Grand Prix cars 3L from 1966 to 1972

Race Flag Analysis

Flag	Time
	GREEN FLAG 11:18:31.274
	YELLOW FLAG AT SECTOR 3 11:18:35.589
	GREEN FLAG AT SECTOR 3 11:20:07.714
	YELLOW FLAG AT SECTOR 3 11:25:10.966
	GREEN FLAG AT SECTOR 3 11:26:37.312
	YELLOW FLAG AT SECTOR 2 11:34:30.054
	GREEN FLAG AT SECTOR 2 11:35:25.574
	YELLOW FLAG AT SECTOR 2 11:35:26.896
	GREEN FLAG AT SECTOR 2 11:35:56.960
	CHEQUERED FLAG 11:37:56.136



15^e GRAND PRIX DE MONACO HISTORIQUE | 24-26 AVRIL 2026



RACE D JACKIE STEWART - F1 Grand Prix cars 3L from 1966 to 1972

Race Sector Analysis

Lap under Red Flag

— Invalidated Lap

■ Personal Best

■ Session Best

B Crossing the pit lane

Tour	Temps Time	Secteur 1 Sector 1	Secteur 2 Sector 2	Secteur 3 Sector 3	Vitesse Speed	Heure Elapsed	Tour	Temps Time	Secteur 1 Sector 1	Secteur 2 Sector 2	Secteur 3 Sector 3	Vitesse Speed	Heure Elapsed	
2	● Katsuaki KUBOTA						LOTUS 72 1971	6	1:38.218	28.927	41.719	27.572	122.3	10:05.732
	● KUBOTA, Katsuaki							7	1:37.346	28.711	41.134	27.501	123.4	11:43.078
1	3:04.473 B	36.123	48.892	1:39.458	65.1	3:04.473	8	1:37.453	28.242	41.096	28.115	123.3	13:20.531	
3	■ Franco MEINERS						FERRARI 312B3 1972	9	1:38.002	28.133	42.136	27.733	122.6	14:58.533
	■ MEINERS, Franco							10	1:36.922	28.223	41.178	27.521	123.9	16:35.455
1	1:50.972	38.041	44.359	28.572	108.3	1:50.972	11	1:37.357	28.235	41.600	27.522	123.4	18:12.812	
2	1:41.362	29.960	42.925	28.477	118.5	3:32.334	12	1:37.816	29.052	40.954	27.810	122.8	19:50.628	
3	1:41.446	29.801	42.969	28.676	118.4	5:13.780								
4	■ Juergen BODEN						FERRARI 312B2 1971	9	■ Mark HARRISON					
	■ BODEN Juergen								■ SERGISON, Ewen					
1	2:06.158	45.690	48.542	31.926	95.2	2:06.158	1	2:00.865	42.438	46.661	31.766	99.4	2:00.865	
2	1:54.529	34.008	48.094	32.427	104.9	4:00.687	2	1:54.808	36.241	47.199	31.368	104.6	3:55.673	
3	1:53.646	34.020	47.794	31.832	105.7	5:54.333	3	1:51.279	33.128	47.155	30.996	108.0	5:46.952	
4	1:50.237	32.104	45.873	32.260	109.0	7:44.570	4	1:52.547	33.720	46.535	32.292	106.7	7:39.499	
5	1:49.878	32.604	45.670	31.604	109.3	9:34.448	5	1:50.338	33.147	46.153	31.038	108.9	9:29.837	
6	1:57.547	37.121	48.754	31.672	102.2	11:31.995	6	1:50.004	33.428	45.877	30.699	109.2	11:19.841	
7	1:53.296	33.514	47.775	32.007	106.0	13:25.291	7	1:52.535	33.461	47.699	31.375	106.8	13:12.376	
8	1:50.909	33.089	46.450	31.370	108.3	15:16.200	8	1:53.381	35.209	46.951	31.221	106.0	15:05.757	
9	1:49.790	32.184	46.292	31.314	109.4	17:05.990	9	1:50.235	33.294	45.734	31.207	109.0	16:55.992	
10	1:50.971	32.430	46.257	32.284	108.3	18:56.961	10	1:51.686	33.960	46.932	30.794	107.6	18:47.678	
11	1:50.692	32.360	46.867	31.465	108.5	20:47.653	11	1:50.713	33.397	45.788	31.528	108.5	20:38.391	
6	■ Philipp BUHOFER						BRABHAM BT33 1970	12	■ Roald GOETHE					
	■ BUHOFER, Philipp								■ GOETHE, Roald					
1	1:49.284	35.254	44.955	29.075	109.9	1:49.284	1	2:01.131	43.655	46.159	31.317	99.2	2:01.131	
2	1:40.701	30.417	42.230	28.054	119.3	3:29.985	2	1:55.332	36.396	47.154	31.782	104.2	3:56.463	
3	1:39.077	29.104	42.006	27.967	121.3	5:09.062	3	1:48.349	32.628	45.819	29.902	110.9	5:44.812	
4	1:38.809	28.593	42.479	27.737	121.6	6:47.871	4	1:48.142	31.739	45.200	31.203	111.1	7:32.954	
5	1:39.643	28.750	41.696	29.197	120.6	8:27.514	5	1:48.654	31.590	46.039	31.025	110.6	9:21.608	
							6	1:47.940	32.328	45.487	30.125	111.3	11:09.548	
							7	1:45.716	31.667	44.259	29.790	113.6	12:55.264	
							8	1:47.582	30.893	46.547	30.142	111.7	14:42.846	
							9	1:46.133	31.097	44.938	30.098	113.2	16:28.979	



15^e GRAND PRIX DE MONACO HISTORIQUE | 24-26 AVRIL 2026



RACE D JACKIE STEWART - F1 Grand Prix cars 3L from 1966 to 1972

Race Sector Analysis

Lap under Red Flag — Invalidated Lap ■ Personal Best ■ Session Best B Crossing the pit lane

Tour	Temps Time	Secteur 1 Sector 1	Secteur 2 Sector 2	Secteur 3 Sector 3	Vitesse Speed	Heure Elapsed
10	1:48.851	32.573	46.243	30.035	110.4	18:17.830
11	1:46.993	30.952	44.816	31.225	112.3	20:04.823
15	Andrea BURANI	METHUSALEM RACING FERRARI 312 1969				
1	2:08.380	45.428	50.044	32.908	93.6	2:08.380
2	1:59.856	35.925	50.482	33.449	100.2	4:08.236
3	2:00.504	36.405	49.882	34.217	99.7	6:08.740
4	2:03.137	36.980	49.993	36.164	97.6	8:11.877
5	2:04.451	37.818	51.832	34.801	96.5	10:16.328
6	2:00.944	37.182	50.102	33.660	99.3	12:17.272
7	2:01.707	36.993	50.971	33.743	98.7	14:18.979
8	2:03.218	37.074	52.428	33.716	97.5	16:22.197
9	2:04.824	36.703	53.161	34.960	96.2	18:27.021
10	2:05.428	38.274	51.239	35.915	95.8	20:32.449
16	Andy WILLIS	WILLIS, Andy BRM P153 1971				
1	1:57.895	39.888	46.013	31.994	101.9	1:57.895
2	1:45.349	32.221	43.771	29.357	114.0	3:43.244
3	1:43.188	31.124	42.993	29.071	116.4	5:26.432
4	1:46.387	30.929	45.602	29.856	112.9	7:12.819
5	1:44.297	31.374	43.674	29.249	115.2	8:57.116
6	1:42.989	30.837	42.613	29.539	116.6	10:40.105
7	1:44.739	31.845	43.380	29.514	114.7	12:24.844
8	1:44.474	30.623	44.292	29.559	115.0	14:09.318
9	1:44.875	31.306	44.044	29.525	114.5	15:54.193
10	1:44.618	31.641	43.671	29.306	114.8	17:38.811
11	1:43.740	30.829	43.293	29.618	115.8	19:22.551
12	1:43.811	30.705	43.787	29.319	115.7	21:06.362
19	Adrian FERNANDEZ	FERNANDEZ, Adrian BRM P153 1970				

Tour	Temps Time	Secteur 1 Sector 1	Secteur 2 Sector 2	Secteur 3 Sector 3	Vitesse Speed	Heure Elapsed
1	1:46.102	35.289	42.658	28.155	113.2	1:46.102
2	2:55.655 B	53.308	51.975	1:10.372	68.4	4:41.757
3	1:42.808	32.088	42.475	28.245	116.9	6:24.565
4	1:44.186	29.686	42.523	31.977	115.3	8:08.751
5	1:44.635	29.931	43.646	31.058	114.8	9:53.386
6	2:11.844 B	29.754	42.577	59.513	91.1	12:05.230
7	1:42.162	32.584	41.981	27.597	117.6	13:47.392
8	1:39.368	29.217	42.192	27.959	120.9	15:26.760
20	MISTER JOHN OF B	MISTER JOHN OF B MATRA MS120C 1972				
1	2:59.758 B	39.223	46.396	1:34.139	66.8	2:59.758
2	1:51.962	36.221	45.994	29.747	107.3	4:51.720
3	1:48.502	30.994	46.688	30.820	110.7	6:40.222
4	1:49.637	31.077	47.551	31.009	109.6	8:29.859
5	1:45.793	30.498	44.889	30.406	113.6	10:15.652
6	1:45.329	31.472	44.449	29.408	114.1	12:00.981
7	1:45.032	31.959	44.048	29.025	114.4	13:46.013
8	1:42.864	30.080	44.017	28.767	116.8	15:28.877
9	1:42.763	29.759	43.758	29.246	116.9	17:11.640
10	1:43.621	30.394	43.091	30.136	115.9	18:55.261
11	1:41.851	30.361	42.940	28.550	117.9	20:37.112
23	Bruno FERRARI	FERRARI, Bruno MARCH 701 1970				
1	2:03.767	43.985	47.396	32.386	97.1	2:03.767
2	1:56.260	35.418	48.116	32.726	103.3	4:00.027
3	1:57.055	34.325	49.716	33.014	102.6	5:57.082
4	1:56.483	35.160	47.607	33.716	103.1	7:53.565
5	2:03.398	35.644	48.976	38.778	97.4	9:56.963
6	2:02.954	38.837	49.586	34.531	97.7	11:59.917
7	2:03.175	38.651	49.883	34.641	97.5	14:03.092
8	2:02.455	37.619	49.592	35.244	98.1	16:05.547







RACE D JACKIE STEWART - F1 Grand Prix cars 3L from 1966 to 1972



Race Sector Analysis



Lap under Red Flag — Invalidated Lap ■ Personal Best ■ Session Best ■ B Crossing the pit lane

Tour	Temps Time	Secteur 1 Sector 1	Secteur 2 Sector 2	Secteur 3 Sector 3	Vitesse Speed	Heure Elapsed
9	2:02.128	36.889	50.972	34.267	98.4	18:07.675
10	1:58.174	37.420	47.969	32.785	101.7	20:05.849

24  Evgeny KIRIEEV						
 KIRIEEV, Evgeny						
POLITOYS FX3 1972						
1	2:28.423 B	40.774	46.176	1:01.473	80.9	2:28.423
2	1:54.913	36.936	46.949	31.028	104.5	4:23.336
3	1:48.179	32.241	45.168	30.770	111.0	6:11.515
4	1:50.866	33.196	44.920	32.750	108.4	8:02.381
5	1:49.071	31.357	45.021	32.693	110.1	9:51.452
6	1:47.827	31.054	46.254	30.519	111.4	11:39.279
7	1:47.785	31.341	46.034	30.410	111.5	13:27.064
8	1:45.183	30.706	43.747	30.730	114.2	15:12.247
9	1:46.160	31.321	44.367	30.472	113.2	16:58.407
10	1:45.390	31.373	44.211	29.806	114.0	18:43.797
11	1:48.964	31.531	44.497	32.936	110.2	20:32.761

26  Ewen SERGISON						
 SERGISON, Ewen						
SURTEES TS9B 1971						
1	1:44.197	33.134	42.466	28.597	115.3	1:44.197
2	1:39.830	30.063	41.813	27.954	120.3	3:24.027
3	1:37.804	29.648	40.603	27.553	122.8	5:01.831
4	1:37.663	29.083	40.988	27.592	123.0	6:39.494
5	1:39.088	29.332	41.388	28.368	121.2	8:18.582
6	1:38.186	29.517	41.068	27.601	122.4	9:56.768
7	1:38.884	29.427	41.687	27.770	121.5	11:35.652
8	1:38.086	29.445	41.213	27.428	122.5	13:13.738
9	1:38.351	29.312	41.236	27.803	122.1	14:52.089
10	1:38.246	29.453	41.115	27.678	122.3	16:30.335
11	1:40.281	30.510	42.372	27.399	119.8	18:10.616
12	1:35.688	28.615	39.793	27.280	125.5	19:46.304

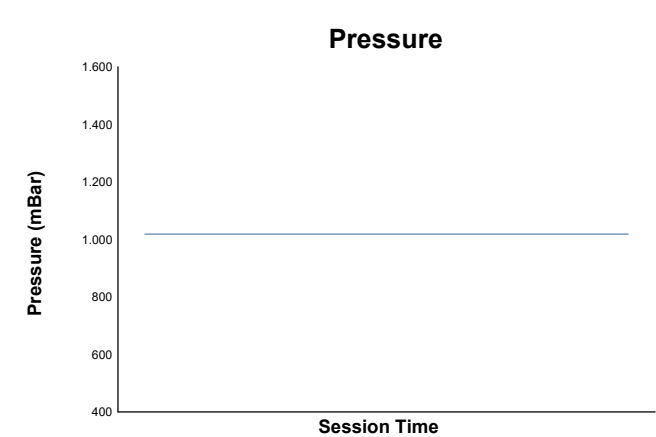
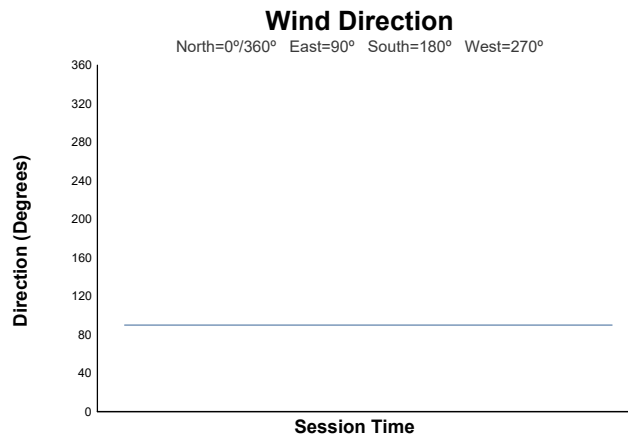
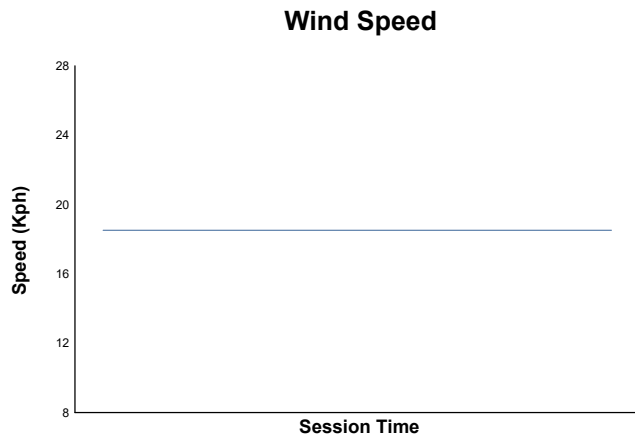
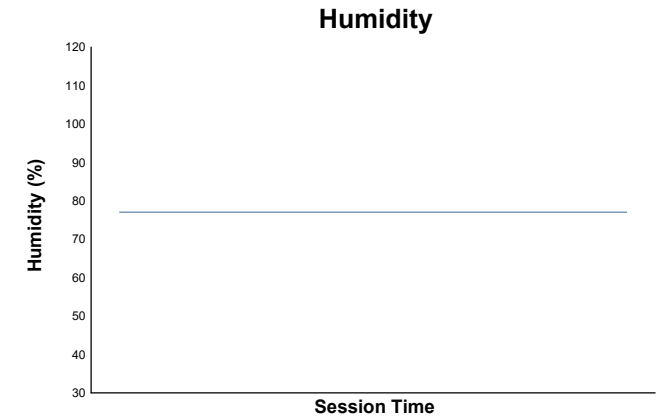
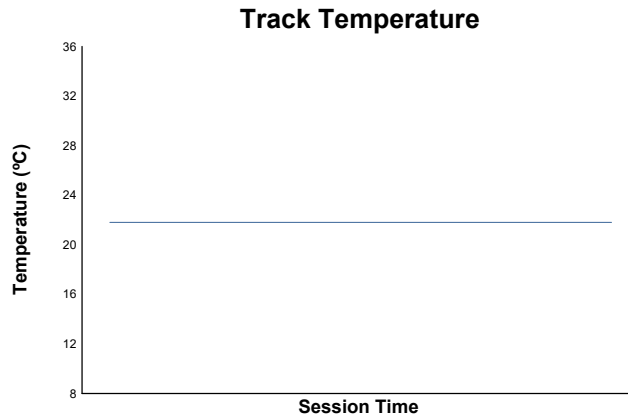
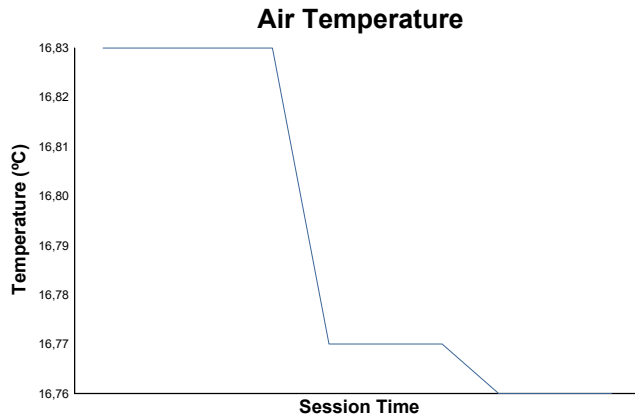
Tour	Temps Time	Secteur 1 Sector 1	Secteur 2 Sector 2	Secteur 3 Sector 3	Vitesse Speed	Heure Elapsed
27	 Michael LYONS					
	 LYONS, Judith					SURTEES TS9 1971
1	1:40.436	31.524	40.962	27.950	119.6	1:40.436
2	1:37.750	28.875	41.368	27.507	122.9	3:18.186
3	1:37.928	28.358	41.303	28.267	122.7	4:56.114
4	1:36.930	28.462	40.954	27.514	123.9	6:33.044
5	1:37.591	28.217	40.262	29.112	123.1	8:10.635
6	1:39.258	28.656	40.507	30.095	121.0	9:49.893
7	1:36.652	28.060	41.099	27.493	124.3	11:26.545
8	1:36.001	27.937	40.760	27.304	125.1	13:02.546
9	1:35.679	27.867	40.757	27.055	125.6	14:38.225
10	1:35.255	27.942	40.504	26.809	126.1	16:13.480
11	1:37.162	29.590	40.701	26.871	123.6	17:50.642
12	1:34.220	27.713	39.483	27.024	127.5	19:24.862

28  Matthew WRIGLEY						
 WRIGLEY, Matthew						
MARCH 721G 1972						
1	1:44.612	33.475	42.560	28.577	114.8	1:44.612
2	1:40.218	30.094	41.979	28.145	119.9	3:24.830
3	1:39.549	29.864	41.960	27.725	120.7	5:04.379
4	1:39.156	29.293	41.888	27.975	121.2	6:43.535
5	1:39.983	29.760	41.931	28.292	120.2	8:23.518
6	1:38.900	29.112	42.221	27.567	121.5	10:02.418
7	1:42.022	29.704	43.780	28.538	117.8	11:44.440
8	1:40.245	29.685	42.244	28.316	119.8	13:24.685



RACE D JACKIE STEWART - F1 Grand Prix cars 3L from 1966 to 1972

Race Weather Report



Track Status: **DRY**