



RACE E NIKI LAUDA - F1 Grand Prix cars 3L from 1973 to 1976

Free Practice Final Classification

Num Pilote No Driver	Nat Pil Dr Nat	Concurrent Competitor	Nat Con Com Nat	Classe Class	Marque Modèle - Année Type Model - Year	Temps Time	Tour Lap	Tours Laps	Ecart Gap	Vitesse Speed
1 33		HALL, Stuart		1	MCLAREN M23 1973	1:32.144	14	14	-	130.4
2 2		LYONS, Michael		1	MCLAREN M26 1976	1:34.017	10	10	+1.873	127.8
3 5		PADMORE, Nicholas		1	CHROME CARS RACING	1:34.087	11	11	+1.943	127.7
4 17		DELETRAZ, Jean-Denis		1	LOTUS 77 1976	1:39.828	9	13	+7.684	120.3
5 19		LAJOUX, Frédéric		1	SHADOW DN3 1974	1:40.347	9	13	+8.203	119.7
6 37		ROMAN, Guillaume		1	SURTEES TS19 1976	1:40.795	9	11	+8.651	119.2
7 20		TORIBA, Yutaka		1	ENSGN N175 1975	1:41.332	7	9	+9.188	118.6
8 15		BENNETT, Kirt		1	WILLIAMS FW05 1976	1:44.116	9	14	+11.972	115.4
9 12		NOTARI, Fabrice		1	SHADOW DN5 1975	1:44.620	8	13	+12.476	114.8
10 40		GOETHE, Roald		1	SHADOW DN1 1973	1:44.957	6	14	+12.813	114.5
11 8		HARTLEY JNR, Tom		1	TYRRELL 7 1974	1:45.186	12	13	+13.042	114.2
12 31		POTOLICCHIO, Vicente		1	MCLAREN M23 1973	1:45.577	12	12	+13.433	113.8
13 10		SPIERS, John		1	ENSGN N174 1975	1:46.366	3	3	+14.222	112.9
14 18		KRIKNOFF, Serge		1	MARCH 761 1976	1:48.180	7	8	+16.036	111.0
15 16		SEILER, Toni		1	SURTEES TS16 1974	1:48.606	4	11	+16.462	110.6
16 26		FULTON, Stanley		1	SHADOW DN1 1973	1:48.657	12	13	+16.513	110.6
17 27		HASSAN, Saif		1	PENSKE PC3 1975	1:49.513	10	11	+17.369	109.7
18 1		MACALLISTER, Chris		1	LOLA T370 1974	1:50.110	8	13	+17.966	109.1
19 9		GRIOT, Richard		2	FERRARI 312T2 1976	1:50.656	12	13	+18.512	108.6
20 4		GREEN, Mitchell		1	MARCH 741 1974	1:51.059	7	11	+18.915	108.2
21 21		KIRK, Christian		1	TYRRELL 7 1974	1:54.124	7	9	+21.980	105.3
22 23		BONNY, Philippe		1	HILL GH1 1975	1:54.424	9	12	+22.280	105.0
23 34		GRIOT, Nicky		1	TROJAN T103 1974	1:55.706	5	13	+23.562	103.8
24 3		DEPAILLER, Loic		1	MARCH 761 1976	1:57.900	2	2	+25.756	101.9
25 6		INGLESSIS, John		1	TYRRELL 7 1975					
26 28		MOCKETT, Douglas		1	LOTUS 72E 1974					
					PENSKE PC4 1976					



RACE E NIKI LAUDA - F1 Grand Prix cars 3L from 1973 to 1976

Free Practice Final Classification

Num Pilote No Driver	Nat Pil Dr Nat	Concurrent Competitor	Nat Con Com Nat	Classe Class	Marque Modèle - Année Type Model - Year	Temps Time	Tour Lap	Tours Laps	Ecart Gap	Vitesse Speed
-------------------------	-------------------	--------------------------	--------------------	-----------------	--	---------------	-------------	---------------	--------------	------------------

CAR 2 - LAP 2 DELETED DUE TO TRACK LIMITS  
 CAR 15 - LAP 6 DELETED DUE TO TRACK LIMITS  
 CAR 12 - LAP 9 DELETED DUE TO TRACK LIMITS

Published at: ...17:00.....

Track Status: **DRY**

<p><b>Stewards:</b></p> <div style="display: flex; justify-content: space-around; align-items: flex-end;"> <div style="text-align: center;">   <small>J.F. CALMES - Chairman of the Stewards</small> </div> <div style="text-align: center;">   <small>C.GEFFROY - Steward</small> </div> <div style="text-align: center;">   <small>D.MIGEON - Steward</small> </div> <div style="text-align: center;">   <small>C. PLASSERAUD - Steward</small> </div> </div>	<p><b>Timekeeper:</b>          Alberto ESTÉBANEZ</p> 
---	--





RACE E NIKI LAUDA - F1 Grand Prix cars 3L from 1973 to 1976

Free Practice Best Sector Times

Pos	Secteur 1 Sector 1		Secteur 2 Sector 2		Secteur 3 Sector 3		Pos	Num Pilote No Driver	Tour Idéal-Ideal Lap	M.Tour-Best Lap
	Num Pilote No Driver	Temps Time	Num Pilote No Driver	Temps Time	Num Pilote No Driver	Temps Time				
1	2 M.LYONS	27.248	33 S.HALL	38.583	33 S.HALL	25.928	1	33 S.HALL	1:32.078	1:32.144 (1)
2	33 S.HALL	27.567	5 N.PADMORE	39.938	5 N.PADMORE	26.347	2	2 M.LYONS	1:33.858	1:34.017 (2)
3	5 N.PADMORE	27.802	2 M.LYONS	39.943	2 M.LYONS	26.667	3	5 N.PADMORE	1:34.087	1:34.087 (3)
4	20 Y.TORIBA	28.526	20 Y.TORIBA	41.750	19 F.LAJOUX	27.881	4	20 Y.TORIBA	1:38.166	1:41.332 (7)
5	17 J.DELETRAZ	28.888	17 J.DELETRAZ	42.114	20 Y.TORIBA	27.890	5	17 J.DELETRAZ	1:38.903	1:39.828 (4)
6	19 F.LAJOUX	29.368	19 F.LAJOUX	42.336	17 J.DELETRAZ	27.901	6	19 F.LAJOUX	1:39.585	1:40.347 (5)
7	15 K.BENNETT	29.497	37 G.ROMAN	42.711	37 G.ROMAN	28.341	7	37 G.ROMAN	1:40.795	1:40.795 (6)
8	37 G.ROMAN	29.743	15 K.BENNETT	42.868	40 R.GOETHE	29.170	8	15 K.BENNETT	1:41.600	1:44.116 (8)
9	40 R.GOETHE	30.361	40 R.GOETHE	43.820	10 J.SPIERS	29.181	9	40 R.GOETHE	1:43.351	1:44.957 (10)
10	12 F.NOTARI	30.362	12 F.NOTARI	44.036	15 K.BENNETT	29.235	10	12 F.NOTARI	1:43.647	1:44.620 (9)
11	31 V.POTOLICCHIO	30.548	31 V.POTOLICCHIO	44.477	12 F.NOTARI	29.249	11	10 J.SPIERS	1:44.543	1:46.366 (13)
12	8 T.HARTLEY JNR	30.577	10 J.SPIERS	44.671	8 T.HARTLEY JNR	29.810	12	31 V.POTOLICCHIO	1:44.891	1:45.577 (12)
13	10 J.SPIERS	30.691	8 T.HARTLEY JNR	44.799	31 V.POTOLICCHIO	29.866	13	8 T.HARTLEY JNR	1:45.186	1:45.186 (11)
14	26 S.FULTON	31.468	27 S.HASSAN	45.225	16 T.SEILER	30.037	14	16 T.SEILER	1:47.550	1:48.606 (15)
15	18 S.KRIKNOFF	31.700	16 T.SEILER	45.353	26 S.FULTON	30.497	15	27 S.HASSAN	1:48.162	1:49.513 (17)
16	16 T.SEILER	32.160	1 C.MACALLISTER	45.461	1 C.MACALLISTER	30.684	16	18 S.KRIKNOFF	1:48.180	1:48.180 (14)
17	27 S.HASSAN	32.238	18 S.KRIKNOFF	45.529	27 S.HASSAN	30.699	17	26 S.FULTON	1:48.291	1:48.657 (16)
18	9 R.GRIOT	32.252	4 M.GREEN	45.677	18 S.KRIKNOFF	30.951	18	1 C.MACALLISTER	1:48.773	1:50.110 (18)
19	4 M.GREEN	32.463	26 S.FULTON	46.326	4 M.GREEN	30.977	19	4 M.GREEN	1:49.117	1:51.059 (20)
20	1 C.MACALLISTER	32.628	9 R.GRIOT	46.586	9 R.GRIOT	31.664	20	9 R.GRIOT	1:50.502	1:50.656 (19)
21	21 C.KIRK	33.333	21 C.KIRK	46.758	23 P.BONNY	31.687	21	23 P.BONNY	1:53.292	1:54.424 (22)
22	34 N.GRIOT	33.692	23 P.BONNY	47.371	3 L.DEPAILLER	32.166	22	21 C.KIRK	1:53.649	1:54.124 (21)
23	3 L.DEPAILLER	34.218	3 L.DEPAILLER	47.576	34 N.GRIOT	32.363	23	34 N.GRIOT	1:53.919	1:55.706 (23)
24	23 P.BONNY	34.234	34 N.GRIOT	47.864	21 C.KIRK	33.558	24	3 L.DEPAILLER	1:53.960	1:57.900 (24)



# 15<sup>e</sup> GRAND PRIX DE MONACO HISTORIQUE | 24-26 AVRIL 2026



## RACE E NIKI LAUDA - F1 Grand Prix cars 3L from 1973 to 1976

### Free Practice Sector Analysis

Lap under Red Flag

— Invalidated Lap

■ Personal Best

■ Session Best

B Crossing the pit lane

Tour Lap	Temps Time	Secteur 1 Sector 1	Secteur 2 Sector 2	Secteur 3 Sector 3	Vitesse Speed	Heure Elapsed
<b>1</b>		<b>Chris MACALLISTER</b>				
		Chris MACALLISTER FERRARI 312T2 1976				
1	3:11.910	1:42.374	53.935	35.601	62.6	3:11.910
2	1:59.367	35.556	50.380	33.431	100.6	5:11.277
3	2:00.692	34.787	50.293	35.612	99.5	7:11.969
4	1:52.027	34.463	45.958	31.606	107.2	9:03.996
5	1:55.983	35.141	48.615	32.227	103.6	10:59.979
6	1:52.656	33.201	47.555	31.900	106.6	12:52.635
7	1:50.450	33.250	45.461	31.739	108.8	14:43.085
8	1:50.110	32.628	45.564	31.918	109.1	16:33.195
9	1:57.733	35.486	46.710	35.537	102.0	18:30.928
10	2:01.178	35.018	49.375	36.785	99.1	20:32.106
11	2:12.148	48.658	52.806	30.684	90.9	22:44.254
12	1:55.375	33.980	48.949	32.446	104.1	24:39.629
13	2:13.626	33.637	56.039	43.950	89.9	26:53.255
<b>2</b>		<b>Michael LYONS</b>				
		Franck LYONS MCLAREN M26 1976				
1	2:01.674	50.900	43.236	27.538	98.7	2:01.674
2	1:35.350	27.344	39.943	28.063	126.0	3:37.024
3	1:39.010	27.730	43.940	27.340	121.3	5:16.034
4	1:40.887	30.924	42.652	27.311	119.1	6:56.921
5	4:34.635 B	28.493	43.760	3:22.382	43.7	11:31.556
6	1:44.548	36.084	41.146	27.318	114.9	13:16.104
7	1:44.604	27.977	46.229	30.398	114.8	15:00.708
8	1:35.762	27.583	41.063	27.116	125.4	16:36.470
9	1:48.469	31.114	43.106	34.249	110.8	18:24.939
10	1:34.017	27.248	40.102	26.667	127.8	19:58.956
<b>3</b>		<b>Loic DEPAILLER</b>				
		DRIVE VINTAGE TYRRELL 7 1975				
1	3:15.714	1:43.875	57.701	34.138	61.4	3:15.714

Tour Lap	Temps Time	Secteur 1 Sector 1	Secteur 2 Sector 2	Secteur 3 Sector 3	Vitesse Speed	Heure Elapsed
2	1:57.900	38.158	47.576	32.166	101.9	5:13.614
<b>4</b>		<b>Mitchell GREEN</b>				
		Philip Mike WRIGLEY TYRRELL 7 1974				
1	3:38.641	2:04.209	57.237	37.195	54.9	3:38.641
2	2:10.648	41.420	54.446	34.782	92.0	5:49.289
3	1:59.565	36.405	50.067	33.093	100.5	7:48.854
4	1:58.639	36.383	48.008	34.248	101.3	9:47.493
5	1:57.202	33.647	47.546	36.009	102.5	11:44.695
6	1:51.983	33.533	46.938	31.512	107.3	13:36.678
7	1:51.059	32.463	45.677	32.919	108.2	15:27.737
8	1:52.328	33.656	47.695	30.977	106.9	17:20.065
9	1:51.493	33.420	46.001	32.072	107.7	19:11.558
10	5:49.042 B	33.218	51.363	4:24.461	34.4	25:00.600
11	2:18.610	41.907	1:01.406	35.297	86.7	27:19.210
<b>5</b>		<b>Nicholas PADMORE</b>				
		CHROMECARS RACING LOTUS 77 1976				
1	2:35.916	1:10.330	52.131	33.455	77.0	2:35.916
2	4:14.746 B	35.310	44.083	2:55.353	47.2	6:50.662
3	1:46.468	34.295	43.662	28.511	112.8	8:37.130
4	1:37.261	28.130	41.997	27.134	123.5	10:14.391
5	1:40.206	29.270	43.474	27.462	119.9	11:54.597
6	1:36.609	28.299	41.337	26.973	124.3	13:31.206
7	4:52.236 B	30.698	43.261	3:38.277	41.1	18:23.442
8	1:56.130	35.960	48.163	32.007	103.4	20:19.572
9	2:08.381	50.325	50.158	27.898	93.6	22:27.953
10	1:46.732	31.123	44.131	31.478	112.6	24:14.685
11	1:34.087	27.802	39.938	26.347	127.7	25:48.772
<b>8</b>		<b>Tom HARTLEY JNR</b>				
		Tom HARTLEY JNR MCLAREN M23 1973				
1	3:22.851	1:47.898	58.277	36.676	59.2	3:22.851



# 15<sup>e</sup> GRAND PRIX DE MONACO HISTORIQUE | 24-26 AVRIL 2026



## RACE E NIKI LAUDA - F1 Grand Prix cars 3L from 1973 to 1976

### Free Practice Sector Analysis

Lap under Red Flag

— Invalidated Lap

■ Personal Best

■ Session Best

B Crossing the pit lane

Tour Lap	Temps Time	Secteur 1 Sector 1	Secteur 2 Sector 2	Secteur 3 Sector 3	Vitesse Speed	Heure Elapsed
2	1:59.195	35.762	51.252	32.181	100.8	5:22.046
3	1:53.650	33.372	47.788	32.490	105.7	7:15.696
4	1:52.552	33.888	46.366	32.298	106.7	9:08.248
5	1:52.979	32.816	47.668	32.495	106.3	11:01.227
6	1:56.241	33.673	50.154	32.414	103.3	12:57.468
7	1:51.619	33.595	46.071	31.953	107.6	14:49.087
8	1:51.463	31.487	49.579	30.397	107.8	16:40.550
9	1:47.981	31.404	45.080	31.497	111.3	18:28.531
10	1:54.723	31.852	47.907	34.964	104.7	20:23.254
11	2:13.811	49.787	53.706	30.318	89.8	22:37.065
12	<b>1:45.186</b>	<b>30.577</b>	<b>44.799</b>	<b>29.810</b>	114.2	24:22.251
13	1:50.387	31.222	46.351	32.814	108.8	26:12.638

**9** **Richard GRIOT**  
 Richard GRIOT MARCH 741 1974

1	2:53.476	1:24.733	51.884	36.859	69.2	2:53.476
2	2:02.170	35.642	51.732	34.796	98.3	4:55.646
3	2:01.598	34.245	52.856	34.497	98.8	6:57.244
4	1:57.117	34.516	49.027	33.574	102.6	8:54.361
5	1:58.707	34.370	49.639	34.698	101.2	10:53.068
6	1:56.595	34.662	48.831	33.102	103.0	12:49.663
7	1:54.798	33.924	47.187	33.687	104.6	14:44.461
8	1:59.651	33.891	51.910	33.850	100.4	16:44.112
9	1:55.416	32.972	48.752	33.692	104.1	18:39.528
10	2:08.247	32.917	50.893	44.437	93.7	20:47.775
11	2:18.232	55.215	50.512	32.505	86.9	23:06.007
12	<b>1:50.656</b>	32.406	<b>46.586</b>	<b>31.664</b>	108.6	24:56.663
13	2:17.255	<b>32.252</b>	58.626	46.377	87.5	27:13.918

**10** **John SPIERS**  
 John SPIERS MARCH 761 1976

1	2:35.632	1:05.315	55.728	34.589	77.2	2:35.632
2	1:52.674	37.204	45.470	30.000	106.6	4:28.306

3	<b>1:46.366</b>	32.514	<b>44.671</b>	<b>29.181</b>	112.9	6:14.672
---	-----------------	--------	---------------	---------------	-------	----------

**12** **Fabrice NOTARI**  
 Fabrice NOTARI SHADOW DN1 1973

1	2:35.618	1:02.564	56.573	36.481	77.2	2:35.618
2	2:05.565	41.112	52.495	31.958	95.7	4:41.183
3	1:49.618	31.177	46.212	32.229	109.6	6:30.801
4	1:46.916	30.763	45.388	30.765	112.4	8:17.717
5	1:50.774	31.631	45.814	33.329	108.4	10:08.491
6	1:46.334	30.902	44.835	30.597	113.0	11:54.825
7	2:02.512	34.705	54.540	33.267	98.1	13:57.337
8	<b>1:44.620</b>	<b>30.362</b>	<b>44.036</b>	30.222	114.8	15:41.957
9	<u>2:07.319</u>	32.103	54.648	40.568	94.4	17:49.276
10	1:47.681	31.283	44.976	31.422	111.6	19:36.957
11	2:22.259	34.824	1:10.044	37.391	84.4	21:59.216
12	1:44.759	31.470	44.040	<b>29.249</b>	114.7	23:43.975
13	1:46.114	32.066	44.087	29.961	113.2	25:30.089

**15** **Kirt BENNETT**  
 Kirt BENNETT SHADOW DN5 1975

1	2:35.112	1:04.714	55.825	34.573	77.4	2:35.112
2	1:52.221	37.038	45.460	29.723	107.0	4:27.333
3	1:45.725	31.524	44.966	<b>29.235</b>	113.6	6:13.058
4	1:46.849	31.522	44.387	30.940	112.4	7:59.907
5	1:45.020	30.792	44.149	30.079	114.4	9:44.927
6	<u>1:43.412</u>	30.101	43.125	30.186	116.2	11:28.339
7	1:44.995	31.061	44.263	29.671	114.4	13:13.334
8	1:48.466	31.019	47.439	30.008	110.8	15:01.800
9	<b>1:44.116</b>	<b>29.497</b>	45.219	29.400	115.4	16:45.916
10	1:45.117	30.791	44.061	30.265	114.3	18:31.033
11	1:51.075	32.987	44.702	33.386	108.2	20:22.108
12	2:09.828	49.612	50.206	30.010	92.5	22:31.936
13	1:45.601	30.317	<b>42.868</b>	32.416	113.8	24:17.537



# 15<sup>e</sup> GRAND PRIX DE MONACO HISTORIQUE | 24-26 AVRIL 2026



## RACE E NIKI LAUDA - F1 Grand Prix cars 3L from 1973 to 1976

### Free Practice Sector Analysis

Lap under Red Flag

— Invalidated Lap

■ Personal Best

■ Session Best

B Crossing the pit lane

Tour Lap	Temps Time	Secteur 1 Sector 1	Secteur 2 Sector 2	Secteur 3 Sector 3	Vitesse Speed	Heure Elapsed
14	1:58.895	29.888	48.747	40.260	101.0	26:16.432
<b>16</b>	<b>+</b> Toni SEILER	SHADOW DN1 1973				
	<b>+</b> CHEETAH RACING					
1	2:38.929	1:09.373	54.872	34.684	75.6	2:38.929
2	1:57.214	36.660	47.736	32.818	102.5	4:36.143
3	1:49.344	33.681	<b>45.353</b>	30.310	109.9	6:25.487
4	<b>1:48.606</b>	32.371	46.198	<b>30.037</b>	110.6	8:14.093
5	4:12.310 B	33.137	47.423	2:51.750	47.6	12:26.403
6	2:02.856	42.669	48.383	31.804	97.8	14:29.259
7	3:01.115 B	33.910	49.784	1:37.421	66.3	17:30.374
8	1:57.719	38.381	48.606	30.732	102.0	19:28.093
9	2:54.914 B	34.707	1:10.477	1:09.730	68.7	22:23.007
10	2:05.200	42.591	50.000	32.609	96.0	24:28.207
11	2:13.474	<b>32.160</b>	51.978	49.336	90.0	26:41.681
<b>17</b>	<b>+</b> Jean-Denis DELETRAZ	SHADOW DN3 1974				
	<b>+</b> DRIVE VINTAGE					
1	3:10.206	1:43.287	53.598	33.321	63.2	3:10.206
2	1:52.365	35.773	46.344	30.248	106.9	5:02.571
3	1:49.143	31.508	45.898	31.737	110.1	6:51.714
4	1:46.049	32.119	44.466	29.464	113.3	8:37.763
5	1:44.073	31.146	43.700	29.227	115.4	10:21.836
6	1:44.875	29.939	45.759	29.177	114.5	12:06.711
7	1:41.612	29.322	43.794	28.496	118.2	13:48.323
8	1:43.732	29.169	44.608	29.955	115.8	15:32.055
9	<b>1:39.828</b>	29.813	<b>42.114</b>	<b>27.901</b>	120.3	17:11.883
10	3:00.586 B	30.262	45.031	1:45.293	66.5	20:12.469
11	2:15.330	54.383	52.848	28.099	88.8	22:27.799
12	1:48.761	30.510	46.113	32.138	110.5	24:16.560
13	1:40.782	<b>28.888</b>	43.547	28.347	119.2	25:57.342

<b>18</b>	<b>+</b> Serge KRIKNOFF	SURTEES TS16 1974				
	<b>+</b> CHROMECARS RACING					
1	3:24.573	1:43.226	1:01.278	40.069	58.7	3:24.573
2	2:03.733	36.923	51.841	34.969	97.1	5:28.306
3	1:55.116	34.598	47.708	32.810	104.4	7:23.422
4	3:59.016 B	34.213	49.482	2:35.321	50.3	11:22.438
5	2:09.477	46.086	50.288	33.103	92.8	13:31.915
6	1:51.398	33.419	46.764	31.215	107.8	15:23.313
7	<b>1:48.180</b>	<b>31.700</b>	<b>45.529</b>	<b>30.951</b>	111.0	17:11.493
8	1:52.371	34.014	46.326	32.031	106.9	19:03.864
<b>19</b>	<b>+</b> Frédéric LAJOUX	SURTEES TS19 1976				
	<b>+</b> Frédéric LAJOUX					
1	2:11.784	53.795	48.154	29.835	91.2	2:11.784
2	1:43.395	31.200	43.079	29.116	116.2	3:55.179
3	1:45.007	30.869	44.795	29.343	114.4	5:40.186
4	1:42.843	30.602	42.657	29.584	116.8	7:23.029
5	1:43.357	30.666	42.977	29.714	116.2	9:06.386
6	1:46.291	31.501	45.867	28.923	113.0	10:52.677
7	1:41.191	29.955	43.029	28.207	118.7	12:33.868
8	1:45.380	31.066	45.456	28.858	114.0	14:19.248
9	<b>1:40.347</b>	29.989	<b>42.336</b>	28.022	119.7	15:59.595
10	1:41.244	<b>29.368</b>	42.360	29.516	118.7	17:40.839
11	1:41.511	29.862	43.768	<b>27.881</b>	118.3	19:22.350
12	2:13.411	31.425	56.614	45.372	90.0	21:35.761
13	1:46.703	32.981	44.751	28.971	112.6	23:22.464
<b>20</b>	<b>•</b> Yutaka TORIBA	WILLIAMS FW05 1976				
	<b>•</b> Yutaka TORIBA					
1	2:37.246	1:13.141	50.183	33.922	76.4	2:37.246
2	1:51.588	36.242	45.249	30.097	107.7	4:28.834
3	1:44.781	31.398	44.053	29.330	114.7	6:13.615



# 15<sup>e</sup> GRAND PRIX DE MONACO HISTORIQUE | 24-26 AVRIL 2026



## RACE E NIKI LAUDA - F1 Grand Prix cars 3L from 1973 to 1976

### Free Practice Sector Analysis

Lap under Red Flag

— Invalidated Lap

■ Personal Best

■ Session Best

B Crossing the pit lane

Tour Lap	Temps Time	Secteur 1 Sector 1	Secteur 2 Sector 2	Secteur 3 Sector 3	Vitesse Speed	Heure Elapsed
4	3:21.305 B	30.353	42.900	2:08.052	59.7	9:34.920
5	1:49.302	36.327	43.638	29.337	109.9	11:24.222
6	1:41.774	29.298	43.365	29.111	118.0	13:05.996
7	1:41.332	28.740	42.862	29.730	118.6	14:47.328
8	1:45.945	31.517	43.643	30.785	113.4	16:33.273
9	1:41.817	32.177	41.750	27.890	118.0	18:15.090

21		Christian KIRK		HILL GH1 1975			
Tour Lap	Temps Time	Secteur 1 Sector 1	Secteur 2 Sector 2	Secteur 3 Sector 3	Vitesse Speed	Heure Elapsed	
1	3:25.358	1:29.600	1:17.779	37.979	58.5	3:25.358	
2	2:17.807	37.485	1:04.883	35.439	87.2	5:43.165	
3	2:22.992	37.175	49.793	56.024	84.0	8:06.157	
4	2:02.468	38.214	49.956	34.298	98.1	10:08.625	
5	5:27.478 B	36.259	48.568	4:02.651	36.7	15:36.103	
6	2:07.821	45.273	48.990	33.558	94.0	17:43.924	
7	1:54.124	33.333	46.758	34.033	105.3	19:38.048	
8	2:24.875	35.511	1:10.643	38.721	82.9	22:02.923	
9	2:04.682	34.803	48.749	41.130	96.4	24:07.605	

23		Philippe BONNY		TROJAN T103 1974			
Tour Lap	Temps Time	Secteur 1 Sector 1	Secteur 2 Sector 2	Secteur 3 Sector 3	Vitesse Speed	Heure Elapsed	
1	3:08.641	1:41.605	52.980	34.056	63.7	3:08.641	
2	2:01.119	38.201	50.313	32.605	99.2	5:09.760	
3	1:58.545	35.477	50.512	32.556	101.3	7:08.305	
4	1:55.008	34.866	48.455	31.687	104.5	9:03.313	
5	1:56.008	35.026	48.897	32.085	103.6	10:59.321	
6	1:57.653	34.681	50.492	32.480	102.1	12:56.974	
7	1:57.171	36.189	48.757	32.225	102.5	14:54.145	
8	1:57.672	34.447	50.407	32.818	102.1	16:51.817	
9	1:54.424	34.816	47.719	31.889	105.0	18:46.241	
10	2:12.659	34.234	51.845	46.580	90.6	20:58.900	
11	2:13.410	50.152	50.821	32.437	90.0	23:12.310	
12	1:58.184	34.511	47.371	36.302	101.6	25:10.494	

26		Stanley FULTON		PENSKE PC3 1975			
Tour Lap	Temps Time	Secteur 1 Sector 1	Secteur 2 Sector 2	Secteur 3 Sector 3	Vitesse Speed	Heure Elapsed	
1	3:21.676	1:45.312	59.975	36.389	59.6	3:21.676	
2	2:03.064	35.877	53.775	33.412	97.6	5:24.740	
3	1:58.083	34.682	49.927	33.474	101.7	7:22.823	
4	1:58.103	33.823	51.192	33.088	101.7	9:20.926	
5	1:54.342	33.732	47.903	32.707	105.1	11:15.268	
6	1:54.651	33.272	49.236	32.143	104.8	13:09.919	
7	1:55.875	32.907	50.951	32.017	103.7	15:05.794	
8	1:51.866	33.095	47.575	31.196	107.4	16:57.660	
9	1:52.617	31.928	48.458	32.231	106.7	18:50.277	
10	2:03.439	32.755	48.333	42.351	97.3	20:53.716	
11	2:10.563	50.043	48.742	31.778	92.0	23:04.279	
12	1:48.657	31.834	46.326	30.497	110.6	24:52.936	
13	2:16.397	31.468	56.000	48.929	88.1	27:09.333	

27		Saif HASSAN		LOLA T370 1974			
Tour Lap	Temps Time	Secteur 1 Sector 1	Secteur 2 Sector 2	Secteur 3 Sector 3	Vitesse Speed	Heure Elapsed	
1	2:33.701	1:00.707	57.056	35.938	78.2	2:33.701	
2	2:12.385	41.886	56.225	34.274	90.7	4:46.086	
3	6:14.601 B	37.663	55.183	4:41.755	32.1	11:00.687	
4	2:05.973	42.783	49.962	33.228	95.4	13:06.660	
5	2:01.970	35.187	53.085	33.698	98.5	15:08.630	
6	1:55.070	34.585	48.383	32.102	104.4	17:03.700	
7	1:50.696	33.594	45.225	31.877	108.5	18:54.396	
8	2:07.245	32.684	49.049	45.512	94.4	21:01.641	
9	2:08.145	49.502	47.843	30.800	93.7	23:09.786	
10	1:49.513	32.566	46.248	30.699	109.7	24:59.299	
11	2:15.866	32.238	56.873	46.755	88.4	27:15.165	

31		Vicente POTOLICCHIO		ENSIGN N174 1975			
Tour Lap	Temps Time	Secteur 1 Sector 1	Secteur 2 Sector 2	Secteur 3 Sector 3	Vitesse Speed	Heure Elapsed	
1	3:21.676	1:45.312	59.975	36.389	59.6	3:21.676	
2	2:03.064	35.877	53.775	33.412	97.6	5:24.740	
3	1:58.083	34.682	49.927	33.474	101.7	7:22.823	
4	1:58.103	33.823	51.192	33.088	101.7	9:20.926	
5	1:54.342	33.732	47.903	32.707	105.1	11:15.268	
6	1:54.651	33.272	49.236	32.143	104.8	13:09.919	
7	1:55.875	32.907	50.951	32.017	103.7	15:05.794	
8	1:51.866	33.095	47.575	31.196	107.4	16:57.660	
9	1:52.617	31.928	48.458	32.231	106.7	18:50.277	
10	2:03.439	32.755	48.333	42.351	97.3	20:53.716	
11	2:10.563	50.043	48.742	31.778	92.0	23:04.279	
12	1:48.657	31.834	46.326	30.497	110.6	24:52.936	
13	2:16.397	31.468	56.000	48.929	88.1	27:09.333	



# 15<sup>e</sup> GRAND PRIX DE MONACO HISTORIQUE | 24-26 AVRIL 2026



## RACE E NIKI LAUDA - F1 Grand Prix cars 3L from 1973 to 1976

### Free Practice Sector Analysis

Lap under Red Flag

— Invalidated Lap

■ Personal Best

■ Session Best

B Crossing the pit lane

Tour Lap	Temps Time	Secteur 1 Sector 1	Secteur 2 Sector 2	Secteur 3 Sector 3	Vitesse Speed	Heure Elapsed	Tour Lap	Temps Time	Secteur 1 Sector 1	Secteur 2 Sector 2	Secteur 3 Sector 3	Vitesse Speed	Heure Elapsed
1	2:37.557	1:07.501	54.605	35.451	76.2	2:37.557	2	2:02.035	35.705	51.527	34.803	98.4	4:50.488
2	1:58.179	36.991	47.983	33.205	101.7	4:35.736	3	1:59.397	35.065	50.554	33.778	100.6	6:49.885
3	1:55.612	34.795	47.193	33.624	103.9	6:31.348	4	1:59.319	35.472	50.508	33.339	100.7	8:49.204
4	1:49.308	32.389	46.327	30.592	109.9	8:20.656	5	1:55.706	34.012	48.587	33.107	103.8	10:44.910
5	1:50.351	31.897	45.266	33.188	108.9	10:11.007	6	1:55.957	33.864	49.411	32.682	103.6	12:40.867
6	1:47.979	32.107	45.605	30.267	111.3	11:58.986	7	1:55.791	33.885	48.699	33.207	103.7	14:36.658
7	1:46.884	31.069	45.949	29.866	112.4	13:45.870	8	1:55.824	34.841	48.620	32.363	103.7	16:32.482
8	1:47.597	30.928	44.477	32.192	111.6	15:33.467	9	1:56.802	34.392	47.864	34.546	102.9	18:29.284
9	3:44.442 B	31.539	46.352	2:26.551	53.5	19:17.909	10	2:01.085	35.996	49.314	35.775	99.2	20:30.369
10	2:33.092	40.332	1:06.083	46.677	78.5	21:51.001	11	2:12.793	47.436	52.398	32.959	90.5	22:43.162
11	1:47.467	32.047	45.537	29.883	111.8	23:38.468	12	1:55.767	34.349	48.919	32.499	103.8	24:38.929
12	1:45.577	30.548	44.800	30.229	113.8	25:24.045	13	2:12.436	33.692	54.327	44.417	90.7	26:51.365

**33** **Stuart HALL**  
 Roald GOETHE  
MCLAREN M23 1973

1	2:03.722	53.425	42.853	27.444	97.1	2:03.722
2	1:35.651	28.074	40.475	27.102	125.6	3:39.373
3	1:46.999	33.936	41.725	31.338	112.3	5:26.372
4	2:35.064 B	29.571	45.605	1:19.888	77.5	8:01.436
5	2:01.884	33.958	56.058	31.868	98.6	10:03.320
6	1:38.487	27.641	40.054	30.792	122.0	11:41.807
7	1:47.468	27.688	48.346	31.434	111.8	13:29.275
8	1:36.682	27.567	39.369	29.746	124.3	15:05.957
9	1:40.218	28.187	44.087	27.944	119.9	16:46.175
10	1:42.640	30.991	42.549	29.100	117.0	18:28.815
11	1:51.268	31.193	46.481	33.594	108.0	20:20.083
12	2:10.817	50.817	50.135	29.865	91.8	22:30.900
13	1:42.993	27.904	42.880	32.209	116.6	24:13.893
14	1:32.144	27.633	38.583	25.928	130.4	25:46.037

**34** **Nicky GRIOT**  
 GRIOT GARAGE  
MARCH 761 1976

1	2:48.453	1:22.300	50.562	35.591	71.3	2:48.453
---	----------	----------	--------	--------	------	----------

**37** **Guillaume ROMAN**  
 Guillaume ROMAN  
ENSIGN N175 1975

1	3:07.588	1:37.612	54.822	35.154	64.0	3:07.588
2	1:57.370	36.632	49.543	31.195	102.4	5:04.958
3	1:47.331	30.963	44.795	31.573	111.9	6:52.289
4	1:49.226	32.159	46.966	30.101	110.0	8:41.515
5	1:43.114	30.340	43.788	28.986	116.5	10:24.629
6	4:07.108 B	29.882	45.237	2:51.989	48.6	14:31.737
7	1:52.754	37.120	45.681	29.953	106.5	16:24.491
8	1:42.227	29.916	43.760	28.551	117.5	18:06.718
9	1:40.795	29.743	42.711	28.341	119.2	19:47.513
10	2:21.789	34.157	1:18.066	29.566	84.7	22:09.302
11	3:02.562 B	30.051	44.093	1:48.418	65.8	25:11.864

**40** **Roald GOETHE**  
 Roald GOETHE  
TYRRELL 7 1974

1	2:28.298	1:02.975	53.494	31.829	81.0	2:28.298
2	1:49.177	33.139	46.225	29.813	110.0	4:17.475
3	1:47.195	32.194	45.633	29.368	112.1	6:04.670
4	1:45.542	31.180	44.571	29.791	113.8	7:50.212



# 15<sup>e</sup> GRAND PRIX DE MONACO HISTORIQUE | 24-26 AVRIL 2026



## RACE E NIKI LAUDA - F1 Grand Prix cars 3L from 1973 to 1976

### Free Practice Sector Analysis

Lap under Red Flag

— Invalidated Lap

■ Personal Best

■ Session Best

B Crossing the pit lane

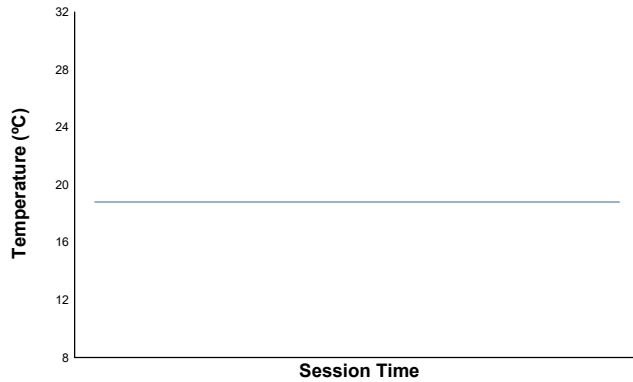
Tour Lap	Temps Time	Secteur 1 Sector 1	Secteur 2 Sector 2	Secteur 3 Sector 3	Vitesse Speed	Heure Elapsed	Tour Lap	Temps Time	Secteur 1 Sector 1	Secteur 2 Sector 2	Secteur 3 Sector 3	Vitesse Speed	Heure Elapsed
5	1:48.619	33.297	45.546	29.776	110.6	9:38.831							
6	<b>1:44.957</b>	31.631	44.004	29.322	114.5	11:23.788							
7	1:47.933	32.341	45.144	30.448	111.3	13:11.721							
8	1:50.874	31.893	47.794	31.187	108.4	15:02.595							
9	1:49.011	30.428	46.585	31.998	110.2	16:51.606							
10	1:46.034	31.215	<b>43.820</b>	30.999	113.3	18:37.640							
11	1:55.530	<b>30.361</b>	48.911	36.258	104.0	20:33.170							
12	2:11.699	49.333	52.107	30.259	91.2	22:44.869							
13	1:49.824	33.973	46.681	<b>29.170</b>	109.4	24:34.693							
14	2:08.465	30.904	51.429	46.132	93.5	26:43.158							



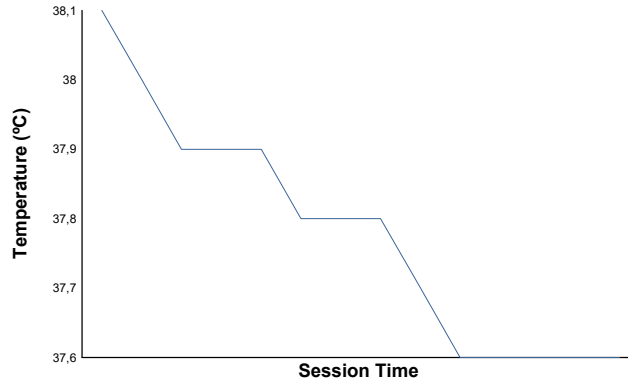
RACE E NIKI LAUDA - F1 Grand Prix cars 3L from 1973 to 1976

Free Practice Weather Report

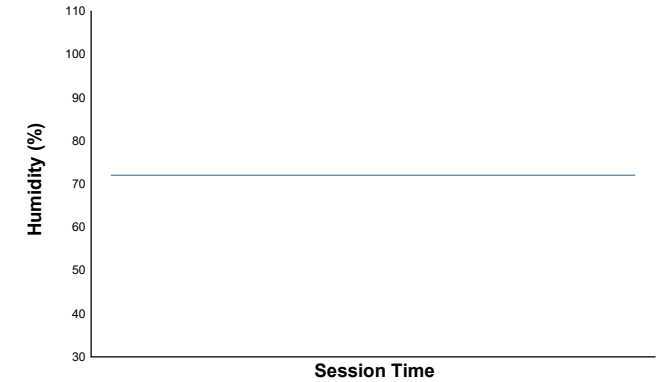
Air Temperature



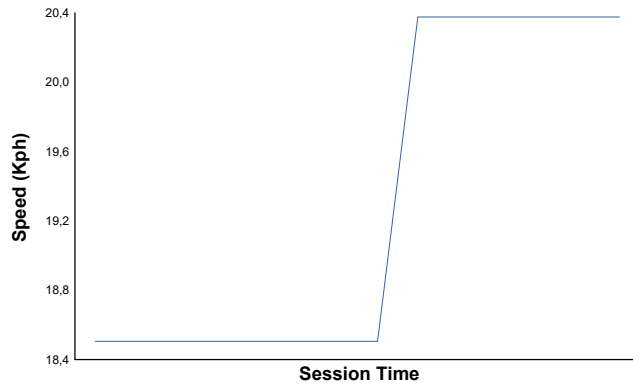
Track Temperature



Humidity

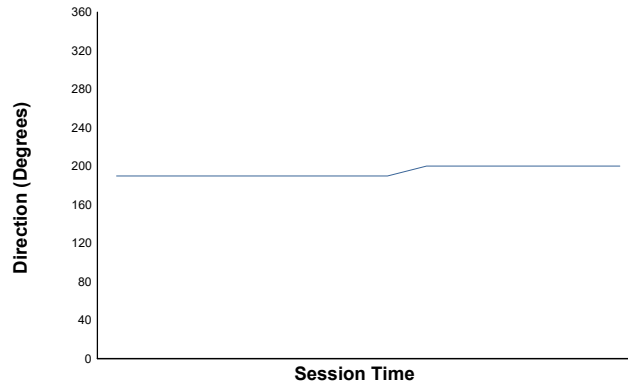


Wind Speed

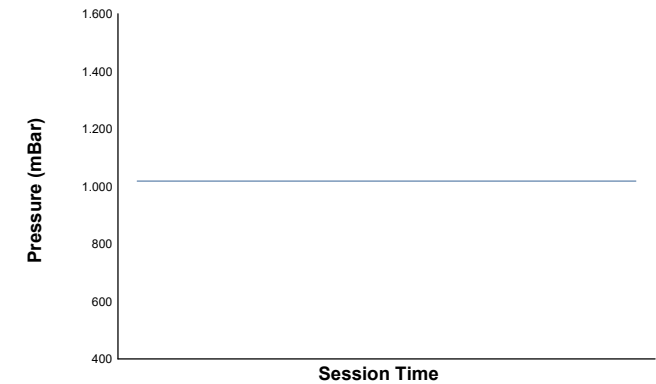


Wind Direction

North=0°/360° East=90° South=180° West=270°



Pressure



Track Status: **DRY**