



15^e GRAND PRIX DE MONACO HISTORIQUE | 24-26 AVRIL 2026



RACE E NIKI LAUDA - F1 Grand Prix cars 3L from 1973 to 1976

Race Final Classification

Num Pilote No Driver	Nat Pil Dr Nat	Concurrent Competitor	Nat Con Com Nat	Marque Modèle - Année Type Model - Year	Classe Class	Tours	Temps Total Time	Ecart Gap	Vitess e	M.Tour-Best Lap	
										Time	Vitesse Speed
1 33 HALL, Stuart		GOETHE, Roald		MCLAREN M23 1973	1	18	30:15.038	-	119.1	2	1:32.047 130.5
2 5 PADMORE, Nicholas		CHROMECARS RACING		LOTUS 77 1976	1	18	30:44.631	+29.593	117.2	10	1:33.350 128.7
3 37 ROMAN, Guillaume		Guillaume ROMAN		ENSIGN N175 1975	1	17	30:15.777	1 Tour	112.5	8	1:38.159 122.4
4 40 GOETHE, Roald		GOETHE, Roald		TYRRELL 7 1974	1	17	31:13.201	1 Tour	109.0	8	1:40.730 119.3
5 31 POTOLICCHIO, Vicente		POTOLICCHIO, Vicente		ENSIGN N174 1975	1	17	31:51.628	1 Tour	106.8	2	1:41.284 118.6
6 17 DELETRAZ, Jean-Denis		DRIVE VINTAGE		SHADOW DN3 1974	1	17	31:56.063	1 Tour	106.6	11	1:42.192 117.6
7 34 GRIOT, Nicky		GRIOT GARAGE		MARCH 761 1976	1	16	30:10.799	2 Tours	106.1	11	1:42.881 116.8
8 1 MACALLISTER, Chris		MACALLISTER, Chris		FERRARI 312T2 1976	2	16	30:19.891	2 Tours	105.6	12	1:44.111 115.4
9 9 GRIOT, Richard		GRIOT, Richard		MARCH 741 1974	1	16	30:41.478	2 Tours	104.4	10	1:42.886 116.8
10 12 NOTARI, Fabrice		NOTARI, Fabrice		SHADOW DN1 1973	1	16	31:07.659	2 Tours	102.9	11	1:45.753 113.6
11 16 SEILER, Toni		CHEETAH RACING		SHADOW DN1 1973	1	16	31:57.546	2 Tours	100.2	4	1:50.514 108.7
12 18 KRIKNOFF, Serge		CHROMECARS RACING		SURTEES TS16 1974	1	15	30:43.223	3 Tours	97.8	12	1:46.582 112.7
13 27 HASSAN, Saif		HASSAN, Saif		LOLA T370 1974	1	15	31:09.329	3 Tours	96.4	10	1:52.794 106.5
14 19 LAJOUX, Frédéric		LAJOUX, Frédéric		SURTEES TS19 1976	1	14	23:51.535	4 Tours	117.5	3	1:38.110 122.4
15 28 MOCKETT, Douglas		MOCKETT, Douglas		PENSKE PC4 1976	1	13	23:24.057	5 Tours	111.2	12	1:42.889 116.8
16 4 GREEN, Mitchell		WRIGLEY, Philip Mike		TYRRELL 7 1974	1	12	20:57.605	6 Tours	114.6	10	1:41.367 118.5
17 23 BONNY, Philippe		BONNY, Philippe		TROJAN T103 1974	1	12	22:45.496	6 Tours	105.6	12	1:47.224 112.0
18 26 FULTON, Stanley		FULTON, Stanley		PENSKE PC3 1975	1	7	13:04.330	11 Tours	107.2	7	1:47.210 112.1
19 8 HARTLEY JNR, Tom		HARTLEY JNR, Tom		MCLAREN M23 1973	1	3	5:58.102	15 Tours	100.6	2	1:57.339 102.4
20 15 BENNETT, Kirt		BENNETT, Kirt		SHADOW DN5 1975	1	2	3:38.301	16 Tours	110.1	2	1:45.391 114.0
Not classified											
2 LYONS, Michael		LYONS, Franck		MCLAREN M26 1976	1	18	30:15.997			4	1:32.415 130.0
Not Started											
6 INGLESSIS, John		INGLESSIS, John		LOTUS 72E 1974	1						



RACE E NIKI LAUDA - F1 Grand Prix cars 3L from 1973 to 1976

Race Final Classification

Num Pilote No Driver	Nat Pil Dr Nat	Concurrent Competitor	Nat Con Com Nat	Marque Modèle - Année Type Model - Year	Classe Class	Tours	Temps Total Time	Ecart Gap	Vitess e	M.Tour-Best Lap	
										Tour	Temps Time

* CAR #2 - Accepted to race in an "invitation" class - Art.12 - Supplementary Regulations and Bulletin N°1.1
 CAR 27 - TIME PENALTY OF 10 SECONDS - CROSSING WHITE LINE AT PIT EXIT
 CAR 19 - TIME PENALTY OF 30 SECONDS - Art. 12.2.1 h. FIA ISC

Published at: 14:00

Track Status: **WET**

Stewards:  <small>J.F. CALMES - Chairman of the Stewards</small>  <small>C. GEFFROY - Steward</small>  <small>D. MIGEON - Steward</small>  <small>C. PLASSERAUD - Steward</small>	Timekeeper: Alberto ESTÉBANEZ 
---	--





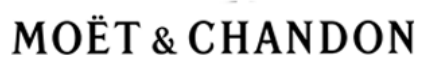
15^e GRAND PRIX DE MONACO HISTORIQUE | 24-26 AVRIL 2026



RACE E NIKI LAUDA - F1 Grand Prix cars 3L from 1973 to 1976

Race Lap Chart

Num No	Pos	Grid	Tours - Laps																	
			1	2	3	4	5	6	7	8	9	10	11	12	13	14	15	16	17	18
33	1	33	33	33	33	33	33	33	33	33	33	33	33	33	33	33	33	33	33	33
2	2	2	2	2	2	2	2	2	2	2	2	2	2	2	2	2	2	2	2	2
5	3	5	5	5	5	5	5	5	5	5	5	5	5	5	5	5	5	5	5	5
37	4	37	37	37	37	37	37	37	37	37	37	37	37	37	37	37	37	37	37	37
19	5	19	19	19	19	19	19	19	19	19	19	19	19	19	19	40	40	40	40	40
31	6	31	31	31	31	31	31	31	31	31	31	31	31	31	31	31	31	31	31	31
17	7	17	17	17	17	17	17	17	40	40	40	40	40	40	40	17	17	17	17	17
16	8	16	16	15	40	40	40	40	40	17	17	17	17	17	17	34	34	34	34	34
8	9	8	15	40	4	4	4	4	4	4	4	4	4	34	34	1	1	1	1	1
4	10	4	8	16	12	12	12	34	34	34	34	34	34	34	1	1	9	9	9	9
15	11	15	40	4	12	16	34	12	1	1	1	1	1	9	9	12	12	12	12	12
40	12	40	4	12	34	34	1	1	9	9	9	9	9	9	28	12	16	16	16	16
12	13	12	12	34	1	1	9	9	28	28	28	28	28	28	12	16	18	18	18	18
34	14	34	34	8	9	9	28	28	12	12	12	12	12	12	16	18	27	27	27	27
18	15	18	1	1	28	28	16	16	26	16	16	16	16	23	18	27	27	27	27	27
9	16	9	9	9	26	26	26	26	16	23	23	23	23	16	27	27	27	27	27	27
28	17	28	28	28	8	23	23	23	23	18	27	27	18	18	18	18	18	18	18	18
1	18	1	26	26	23	27	27	18	18	27	18	18	27	27	27	27	27	27	27	27
26	19	26	23	23	27	18	18	27	27	27	27	27	27	27	27	27	27	27	27	27
23	20	23	27	27	18	18	18	18	18	18	18	18	18	18	18	18	18	18	18	18
27	21	27	18	18	18	18	18	18	18	18	18	18	18	18	18	18	18	18	18	18
6	0	6	6	6	6	6	6	6	6	6	6	6	6	6	6	6	6	6	6	6





RACE E NIKI LAUDA - F1 Grand Prix cars 3L from 1973 to 1976

Race Best Sector Times

Pos	Secteur 1 Sector 1		Secteur 2 Sector 2		Secteur 3 Sector 3		Pos	Num Pilote No Driver	Tour Idéal-Ideal Lap	M.Tour-Best Lap
	Num Pilote No Driver	Temps Time	Num Pilote No Driver	Temps Time	Num Pilote No Driver	Temps Time				
1	2 M.LYONS	26.829	33 S.HALL	38.982	33 S.HALL	25.799	1	33 S.HALL	1:31.669	1:32.047 (1)
2	33 S.HALL	26.888	2 M.LYONS	39.094	5 N.PADMORE	26.063	2	2 M.LYONS	1:32.146	1:32.415 (2)
3	5 N.PADMORE	27.226	5 N.PADMORE	39.619	2 M.LYONS	26.223	3	5 N.PADMORE	1:32.908	1:33.350 (3)
4	19 F.LAJOUX	28.468	19 F.LAJOUX	41.318	19 F.LAJOUX	27.218	4	19 F.LAJOUX	1:37.004	1:38.110 (4)
5	37 G.ROMAN	28.688	37 G.ROMAN	41.559	37 G.ROMAN	27.735	5	37 G.ROMAN	1:37.982	1:38.159 (5)
6	40 R.GOETHE	29.444	4 M.GREEN	41.937	40 R.GOETHE	28.141	6	40 R.GOETHE	1:39.946	1:40.730 (6)
7	15 K.BENNETT	29.512	40 R.GOETHE	42.361	17 J.DELETRAZ	28.283	7	4 M.GREEN	1:40.385	1:41.367 (8)
8	31 V.POTOLICCHIO	29.588	15 K.BENNETT	42.392	31 V.POTOLICCHIO	28.563	8	17 J.DELETRAZ	1:40.680	1:42.192 (9)
9	9 R.GRIOT	29.691	17 J.DELETRAZ	42.695	4 M.GREEN	28.694	9	31 V.POTOLICCHIO	1:40.914	1:41.284 (7)
10	17 J.DELETRAZ	29.702	31 V.POTOLICCHIO	42.763	34 N.GRIOT	29.201	10	15 K.BENNETT	1:41.196	1:45.391 (14)
11	4 M.GREEN	29.754	9 R.GRIOT	43.130	9 R.GRIOT	29.221	11	9 R.GRIOT	1:42.042	1:42.886 (11)
12	28 D.MOCKETT	29.827	1 C.MACALLISTER	43.170	1 C.MACALLISTER	29.238	12	1 C.MACALLISTER	1:42.331	1:44.111 (13)
13	1 C.MACALLISTER	29.923	34 N.GRIOT	43.202	15 K.BENNETT	29.292	13	34 N.GRIOT	1:42.507	1:42.881 (10)
14	34 N.GRIOT	30.104	28 D.MOCKETT	43.341	28 D.MOCKETT	29.459	14	28 D.MOCKETT	1:42.627	1:42.889 (12)
15	12 F.NOTARI	30.887	23 P.BONNY	44.377	12 F.NOTARI	29.609	15	12 F.NOTARI	1:45.064	1:45.753 (15)
16	26 S.FULTON	31.175	18 S.KRIKNOFF	44.448	23 P.BONNY	30.008	16	16 T.SEILER	1:46.455	1:50.514 (19)
17	16 T.SEILER	31.499	12 F.NOTARI	44.568	8 T.HARTLEY JNR	30.018	17	18 S.KRIKNOFF	1:46.582	1:46.582 (16)
18	18 S.KRIKNOFF	32.077	16 T.SEILER	44.805	18 S.KRIKNOFF	30.057	18	26 S.FULTON	1:46.844	1:47.210 (17)
19	23 P.BONNY	32.527	26 S.FULTON	45.527	26 S.FULTON	30.142	19	23 P.BONNY	1:46.912	1:47.224 (18)
20	27 S.HASSAN	34.115	8 T.HARTLEY JNR	45.757	16 T.SEILER	30.151	20	8 T.HARTLEY JNR	1:51.243	1:57.339 (21)
21	8 T.HARTLEY JNR	35.468	27 S.HASSAN	46.966	27 S.HASSAN	31.316	21	27 S.HASSAN	1:52.397	1:52.794 (20)





15^e GRAND PRIX DE MONACO HISTORIQUE | 24-26 AVRIL 2026



RACE E NIKI LAUDA - F1 Grand Prix cars 3L from 1973 to 1976

Race Flag Analysis

Flag	Time
	GREEN FLAG 12:28:33.590
	YELLOW FLAG AT SECTOR 3 12:28:37.309
	GREEN FLAG AT SECTOR 3 12:28:51.000
	YELLOW FLAG AT SECTOR 2 12:29:37.365
	GREEN FLAG AT SECTOR 2 12:29:40.098
	YELLOW FLAG AT SECTOR 1 12:41:43.766
	GREEN FLAG AT SECTOR 1 12:43:35.916
	YELLOW FLAG AT SECTOR 2 12:45:29.872
	GREEN FLAG AT SECTOR 2 12:45:44.530
	YELLOW FLAG AT SECTOR 1 12:49:35.869
	GREEN FLAG AT SECTOR 1 12:49:58.926
	YELLOW FLAG AT SECTOR 1 12:50:15.776
	YELLOW FLAG AT SECTOR 3 12:52:59.364
	SAFETY CAR 12:54:29.966
	GREEN FLAG AT SECTOR 1 12:57:12.207
	CHEQUERED FLAG 12:58:48.628
	GREEN FLAG 13:02:14.523
	YELLOW FLAG AT SECTOR 3 13:02:15.599
	GREEN FLAG 13:02:24.590
	YELLOW FLAG AT SECTOR 1 13:02:49.496
	GREEN FLAG AT SECTOR 1 13:02:57.814
	YELLOW FLAG AT SECTOR 1 13:03:31.613



15^e GRAND PRIX DE MONACO HISTORIQUE | 24-26 AVRIL 2026 



RACE E NIKI LAUDA - F1 Grand Prix cars 3L from 1973 to 1976

Race Sector Analysis

Lap under Red Flag

— Invalidated Lap

■ Personal Best

■ Session Best

B Crossing the pit lane

Tour	Temps Time	Secteur 1 Sector 1	Secteur 2 Sector 2	Secteur 3 Sector 3	Vitesse Speed	Heure Elapsed	Tour	Temps Time	Secteur 1 Sector 1	Secteur 2 Sector 2	Secteur 3 Sector 3	Vitesse Speed	Heure Elapsed	
1	Chris MACALLISTER													
	MACALLISTER, Chris						FERRARI 312T2 1976							
1	2:01.309	43.253	46.893	31.163	99.0	2:01.309	12	1:34.592	26.980	41.073	26.539	127.0	18:56.179	
2	1:50.212	31.990	46.025	32.197	109.0	3:51.521	13	1:32.882	27.276	39.225	26.381	129.3	20:29.061	
3	1:48.444	32.017	46.095	30.332	110.8	5:39.965	14	1:33.796	27.139	39.396	27.261	128.1	22:02.857	
4	1:47.000	30.972	45.503	30.525	112.3	7:26.965	15	1:34.651	27.731	39.598	27.322	126.9	23:37.508	
5	1:45.682	31.481	43.669	30.532	113.7	9:12.647	16	1:43.045	29.158	39.918	33.969	116.6	25:20.553	
6	1:46.885	30.929	44.592	31.364	112.4	10:59.532	17	2:08.201	33.762	52.574	41.865	93.7	27:28.754	
7	1:47.518	31.729	45.298	30.491	111.7	12:47.050	18	2:47.243	45.402	55.046	1:06.795	71.8	30:15.997	
8	1:46.502	30.731	45.683	30.088	112.8	14:33.552								
9	1:46.454	32.303	44.154	29.997	112.8	16:20.006								
10	1:45.005	30.742	43.781	30.482	114.4	18:05.011								
11	1:44.663	31.858	43.567	29.238	114.8	19:49.674								
12	1:44.111	29.923	43.170	31.018	115.4	21:33.785								
13	1:45.033	31.246	43.586	30.201	114.4	23:18.818								
14	1:57.290	33.419	45.925	37.946	102.4	25:16.108								
15	2:16.913	38.290	55.288	43.335	87.7	27:33.021								
16	2:46.870	42.891	55.218	1:08.761	72.0	30:19.891								
4	Mitchell GREEN													
	WRIGLEY, Philip Mike						TYRRELL 7 1974							
1	1:58.592	40.314	47.202	31.076	101.3	1:58.592	1	1:58.592	40.314	47.202	31.076	101.3	1:58.592	
2	1:47.106	31.984	44.817	30.305	112.2	3:45.698	2	1:47.106	31.984	44.817	30.305	112.2	3:45.698	
3	1:46.808	31.864	44.545	30.399	112.5	5:32.506	3	1:46.808	31.864	44.545	30.399	112.5	5:32.506	
4	1:43.740	31.172	42.745	29.823	115.8	7:16.246	4	1:43.740	31.172	42.745	29.823	115.8	7:16.246	
5	1:42.985	30.196	43.318	29.471	116.6	8:59.231	5	1:42.985	30.196	43.318	29.471	116.6	8:59.231	
6	1:41.402	29.844	42.726	28.832	118.5	10:40.633	6	1:41.402	29.844	42.726	28.832	118.5	10:40.633	
7	1:41.850	29.754	43.402	28.694	117.9	12:22.483	7	1:41.850	29.754	43.402	28.694	117.9	12:22.483	
8	1:44.591	30.518	44.358	29.715	114.9	14:07.074	8	1:44.591	30.518	44.358	29.715	114.9	14:07.074	
9	1:43.865	30.775	44.008	29.082	115.7	15:50.939	9	1:43.865	30.775	44.008	29.082	115.7	15:50.939	
10	1:41.367	30.282	42.164	28.921	118.5	17:32.306	10	1:41.367	30.282	42.164	28.921	118.5	17:32.306	
11	1:43.133	31.422	42.939	28.772	116.5	19:15.439	11	1:43.133	31.422	42.939	28.772	116.5	19:15.439	
12	1:42.166	29.894	41.937	30.335	117.6	20:57.605	12	1:42.166	29.894	41.937	30.335	117.6	20:57.605	
5	Nicholas PADMORE													
	CHROMECARS RACING						LOTUS 77 1976							
1	1:38.836	32.027	40.336	26.473	121.5	1:38.836	1	1:38.836	32.027	40.336	26.473	121.5	1:38.836	
2	1:33.994	27.829	39.846	26.319	127.8	3:12.830	2	1:33.994	27.829	39.846	26.319	127.8	3:12.830	
3	1:33.854	27.474	40.042	26.338	128.0	4:46.684	3	1:33.854	27.474	40.042	26.338	128.0	4:46.684	
4	1:33.462	27.577	39.619	26.266	128.5	6:20.146	4	1:33.462	27.577	39.619	26.266	128.5	6:20.146	
5	1:40.183	27.512	44.218	28.453	119.9	8:00.329	5	1:40.183	27.512	44.218	28.453	119.9	8:00.329	
6	1:36.948	30.271	40.007	26.670	123.9	9:37.277	6	1:36.948	30.271	40.007	26.670	123.9	9:37.277	
7	1:35.926	27.397	41.329	27.200	125.2	11:13.203	7	1:35.926	27.397	41.329	27.200	125.2	11:13.203	
8	1:37.502	27.592	41.144	28.766	123.2	12:50.705	8	1:37.502	27.592	41.144	28.766	123.2	12:50.705	



15^e GRAND PRIX DE MONACO HISTORIQUE | 24-26 AVRIL 2026



RACE E NIKI LAUDA - F1 Grand Prix cars 3L from 1973 to 1976

Race Sector Analysis

Lap under Red Flag

— Invalidated Lap

■ Personal Best

■ Session Best

B Crossing the pit lane

Tour	Temps Time	Secteur 1 Sector 1	Secteur 2 Sector 2	Secteur 3 Sector 3	Vitesse Speed	Heure Elapsed
9	1:35.667	27.758	41.424	26.485	125.6	14:26.372
10	1:33.350	27.592	39.695	26.063	128.7	15:59.722
11	1:33.794	27.226	40.205	26.363	128.1	17:33.516
12	1:34.764	28.509	39.947	26.308	126.8	19:08.280
13	1:36.937	29.413	41.284	26.240	123.9	20:45.217
14	1:35.642	27.560	41.436	26.646	125.6	22:20.859
15	1:37.034	27.785	39.764	29.485	123.8	23:57.893
16	1:48.187	32.173	41.370	34.644	111.0	25:46.080
17	2:07.411	40.390	46.214	40.807	94.3	27:53.491
18	2:51.140	50.797	1:07.640	52.703	70.2	30:44.631

8 **Tom HARTLEY JNR**
 HARTLEY JNR, Tom MCLAREN M23 1973

1	1:53.973	38.198	45.757	30.018	105.4	1:53.973
2	1:57.339	35.468	48.190	33.681	102.4	3:51.312
3	2:06.790	37.755	53.166	35.869	94.7	5:58.102

9 **Richard GRIOT**
 GRIOT, Richard MARCH 741 1974

1	2:03.242	44.202	47.883	31.157	97.5	2:03.242
2	1:49.086	31.652	45.867	31.567	110.1	3:52.328
3	1:48.309	32.160	45.816	30.333	110.9	5:40.637
4	1:47.778	31.428	45.674	30.676	111.5	7:28.415
5	1:46.836	31.555	45.363	29.918	112.4	9:15.251
6	1:47.530	30.732	45.624	31.174	111.7	11:02.781
7	1:48.244	31.985	45.736	30.523	111.0	12:51.025
8	1:44.953	30.713	44.098	30.142	114.5	14:35.978
9	1:46.213	33.020	43.620	29.573	113.1	16:22.191
10	1:42.886	30.470	43.130	29.286	116.8	18:05.077
11	1:45.883	32.553	44.109	29.221	113.5	19:50.960
12	1:43.072	29.691	43.431	29.950	116.6	21:34.032
13	1:48.350	32.509	44.278	31.563	110.9	23:22.382
14	1:56.339	32.225	45.676	38.438	103.3	25:18.721

15	2:30.327	37.863	56.996	55.468	79.9	27:49.048
16	2:52.430	53.726	1:07.746	50.958	69.7	30:41.478

12 **Fabrice NOTARI**
 NOTARI, Fabrice SHADOW DN1 1973

1	1:59.645	41.072	47.695	30.878	100.4	1:59.645
2	1:50.253	31.219	47.149	31.885	109.0	3:49.898
3	1:46.053	31.011	44.568	30.474	113.3	5:35.951
4	1:46.047	31.211	44.814	30.022	113.3	7:21.998
5	1:47.182	31.203	45.389	30.590	112.1	9:09.180
6	1:49.031	31.094	46.660	31.277	110.2	10:58.211
7	1:55.905	33.584	49.260	33.061	103.6	12:54.116
8	1:50.681	32.756	46.570	31.355	108.5	14:44.797
9	1:48.220	32.535	45.300	30.385	111.0	16:33.017
10	1:48.391	31.440	46.750	30.201	110.8	18:21.408
11	1:45.753	30.887	45.257	29.609	113.6	20:07.161
12	1:48.432	31.558	46.759	30.115	110.8	21:55.593
13	1:50.508	32.696	46.272	31.540	108.7	23:46.101
14	1:59.870	34.641	47.292	37.937	100.2	25:45.971
15	2:42.847	46.287	1:04.571	51.989	73.8	28:28.818
16	2:38.841	47.377	1:02.853	48.611	75.6	31:07.659

15 **Kirt BENNETT**
 BENNETT, Kirt SHADOW DN5 1975

1	1:52.910	38.621	44.997	29.292	106.4	1:52.910
2	1:45.391	30.842	45.144	29.405	114.0	3:38.301

16 **Toni SEILER**
 CHEETAH RACING SHADOW DN1 1973

1	1:51.892	36.936	44.805	30.151	107.4	1:51.892
2	1:52.528	31.499	48.427	32.602	106.8	3:44.420
3	1:50.812	32.432	46.279	32.101	108.4	5:35.232
4	1:50.514	33.706	46.117	30.691	108.7	7:25.746



15^e GRAND PRIX DE MONACO HISTORIQUE | 24-26 AVRIL 2026



RACE E NIKI LAUDA - F1 Grand Prix cars 3L from 1973 to 1976

Race Sector Analysis

Lap under Red Flag

— Invalidated Lap

■ Personal Best

■ Session Best

B Crossing the pit lane

Tour	Temps Time	Secteur 1 Sector 1	Secteur 2 Sector 2	Secteur 3 Sector 3	Vitesse Speed	Heure Elapsed
5	1:54.230	33.307	48.489	32.434	105.2	9:19.976
6	1:54.374	33.465	47.353	33.556	105.0	11:14.350
7	1:57.638	34.050	51.217	32.371	102.1	13:11.988
8	1:57.785	35.533	50.608	31.644	102.0	15:09.773
9	1:52.784	32.227	47.835	32.722	106.5	17:02.557
10	1:53.626	32.342	47.897	33.387	105.7	18:56.183
11	1:57.123	35.562	50.119	31.442	102.6	20:53.306
12	1:53.143	31.754	47.327	34.062	106.2	22:46.449
13	1:58.816	33.934	49.959	34.923	101.1	24:45.265
14	2:15.460	39.608	53.913	41.939	88.7	27:00.725
15	2:24.698	44.028	56.090	44.580	83.0	29:25.423
16	2:32.123	43.076	1:02.449	46.598	79.0	31:57.546

17 Jean-Denis DELETRAZ						
DRIVE VINTAGE SHADOW DN3 1974						
Tour	Temps Time	Secteur 1 Sector 1	Secteur 2 Sector 2	Secteur 3 Sector 3	Vitesse Speed	Heure Elapsed
1	1:49.857	36.203	43.965	29.689	109.4	1:49.857
2	1:42.923	31.087	43.179	28.657	116.7	3:32.780
3	1:43.219	30.642	43.592	28.985	116.4	5:15.999
4	1:42.798	30.578	43.449	28.771	116.9	6:58.797
5	1:43.657	31.506	43.154	28.997	115.9	8:42.454
6	1:43.260	31.342	42.856	29.062	116.3	10:25.714
7	1:43.444	30.910	43.737	28.797	116.1	12:09.158
8	1:42.960	31.016	42.695	29.249	116.7	13:52.118
9	1:47.328	32.656	44.574	30.098	111.9	15:39.446
10	1:44.736	31.511	44.450	28.775	114.7	17:24.182
11	1:42.192	29.702	43.120	29.370	117.6	19:06.374
12	1:43.964	31.606	43.512	28.846	115.6	20:50.338
13	1:42.346	31.032	43.031	28.283	117.4	22:32.684
14	1:51.717	33.645	43.247	34.825	107.5	24:24.401
15	2:16.701	38.905	47.710	50.086	87.9	26:41.102
16	2:36.641	50.736	56.967	48.938	76.7	29:17.743
17	2:38.320	46.613	58.379	53.328	75.9	31:56.063

18 Serge KRIKNOFF						
CHROME CARS RACING SURTEES TS16 1974						
Tour	Temps Time	Secteur 1 Sector 1	Secteur 2 Sector 2	Secteur 3 Sector 3	Vitesse Speed	Heure Elapsed
1	2:19.237	46.862	55.030	37.345	86.3	2:19.237
2	1:54.841	34.853	48.227	31.761	104.6	4:14.078
3	1:54.257	34.037	48.350	31.870	105.1	6:08.335
4	1:59.953	34.992	50.454	34.507	100.1	8:08.288
5	1:50.803	33.214	46.205	31.384	108.4	9:59.091
6	1:51.257	34.407	46.037	30.813	108.0	11:50.348
7	1:48.329	32.454	45.629	30.246	110.9	13:38.677
8	1:56.719	33.607	50.107	33.005	102.9	15:35.396
9	2:16.295	33.687	1:09.373	33.235	88.1	17:51.691
10	1:48.089	33.050	44.720	30.319	111.1	19:39.780
11	1:50.709	32.113	48.342	30.254	108.5	21:30.489
12	1:46.582	32.077	44.448	30.057	112.7	23:17.071
13	2:01.373	34.539	48.197	38.637	99.0	25:18.444
14	2:32.660	40.560	56.504	55.596	78.7	27:51.104
15	2:52.119	52.654	1:07.676	51.789	69.8	30:43.223

19 Frédéric LAJOUX						
LAJOUX, Frédéric SURTEES TS19 1976						
Tour	Temps Time	Secteur 1 Sector 1	Secteur 2 Sector 2	Secteur 3 Sector 3	Vitesse Speed	Heure Elapsed
1	1:46.060	34.896	42.979	28.185	113.3	1:46.060
2	1:38.866	29.280	42.213	27.373	121.5	3:24.926
3	1:38.110	28.832	41.773	27.505	122.4	5:03.036
4	1:38.589	28.468	42.750	27.371	121.9	6:41.625
5	1:38.477	28.748	42.453	27.276	122.0	8:20.102
6	1:38.887	28.812	42.216	27.859	121.5	9:58.989
7	1:41.122	29.823	42.318	28.981	118.8	11:40.111
8	1:38.165	28.980	41.967	27.218	122.4	13:18.276
9	1:40.190	30.489	41.761	27.940	119.9	14:58.466
10	1:39.571	29.422	42.463	27.686	120.6	16:38.037
11	1:40.266	28.974	42.919	28.373	119.8	18:18.303
12	1:38.902	29.449	41.318	28.135	121.5	19:57.205



15^e GRAND PRIX DE MONACO HISTORIQUE | 24-26 AVRIL 2026



RACE E NIKI LAUDA - F1 Grand Prix cars 3L from 1973 to 1976

Race Sector Analysis

Lap under Red Flag

— Invalidated Lap

■ Personal Best

■ Session Best

B Crossing the pit lane

Tour	Temps Time	Secteur 1 Sector 1	Secteur 2 Sector 2	Secteur 3 Sector 3	Vitesse Speed	Heure Elapsed
13	1:38.635	28.789	42.078	27.768	121.8	21:35.840
14	1:45.695	32.499	44.258	28.938	113.7	23:21.535
23	Philippe BONNY					
	BONNY, Philippe TROJAN T103 1974					
1	2:14.784	54.410	48.183	32.191	89.1	2:14.784
2	1:52.458	34.096	47.264	31.098	106.8	4:07.242
3	1:53.550	33.377	48.121	32.052	105.8	6:00.792
4	1:56.174	34.982	48.621	32.571	103.4	7:56.966
5	1:52.965	35.184	46.801	30.980	106.3	9:49.931
6	1:51.830	33.023	46.021	32.786	107.4	11:41.761
7	1:49.662	33.236	45.435	30.991	109.5	13:31.423
8	1:50.810	34.267	46.103	30.440	108.4	15:22.233
9	1:49.136	32.527	46.043	30.566	110.1	17:11.369
10	1:54.269	33.146	48.582	32.541	105.1	19:05.638
11	1:52.634	35.783	45.217	31.634	106.7	20:58.272
12	1:47.224	32.839	44.377	30.008	112.0	22:45.496
26	Stanley FULTON					
	FULTON, Stanley PENSKE PC3 1975					
1	2:05.779	45.447	48.362	31.970	95.5	2:05.779
2	1:49.516	31.950	46.660	30.906	109.7	3:55.295
3	1:55.181	33.980	50.222	30.979	104.3	5:50.476
4	1:47.774	31.211	46.421	30.142	111.5	7:38.250
5	1:49.436	31.308	46.631	31.497	109.8	9:27.686
6	1:49.434	32.413	46.405	30.616	109.8	11:17.120
7	1:47.210	31.175	45.527	30.508	112.1	13:04.330
27	Saif HASSAN					
	HASSAN, Saif LOLA T370 1974					
1	2:16.403	52.350	50.844	33.209	88.1	2:16.403
2	1:56.422	35.809	49.055	31.558	103.2	4:12.825
3	1:54.539	34.748	47.942	31.849	104.9	6:07.364

Tour	Temps Time	Secteur 1 Sector 1	Secteur 2 Sector 2	Secteur 3 Sector 3	Vitesse Speed	Heure Elapsed
4	1:56.359	34.680	49.551	32.128	103.2	8:03.723
5	1:54.103	34.917	47.644	31.542	105.3	9:57.826
6	1:55.961	36.721	47.924	31.316	103.6	11:53.787
7	1:54.861	34.267	47.428	33.166	104.6	13:48.648
8	1:57.090	35.451	50.281	31.358	102.6	15:45.738
9	1:58.148	36.927	49.815	31.406	101.7	17:43.886
10	1:52.794	34.404	46.966	31.424	106.5	19:36.680
11	1:58.051	34.115	50.611	33.325	101.8	21:34.731
12	2:01.233	38.343	49.326	33.564	99.1	23:35.964
13	2:08.058	39.736	49.605	38.717	93.8	25:44.022
14	2:37.547	47.062	1:02.946	47.539	76.3	28:21.569
15	2:37.760	48.149	1:02.836	46.775	76.1	30:59.329
28	Douglas MOCKETT					
	MOCKETT, Douglas PENSKE PC4 1976					
1	2:03.952	44.913	47.722	31.317	96.9	2:03.952
2	1:49.226	31.814	46.232	31.180	110.0	3:53.178
3	1:48.281	32.710	45.597	29.974	110.9	5:41.459
4	1:48.051	31.221	45.875	30.955	111.2	7:29.510
5	1:47.421	31.370	45.522	30.529	111.8	9:16.931
6	1:47.861	30.781	46.256	30.824	111.4	11:04.792
7	1:48.836	30.868	46.670	31.298	110.4	12:53.628
8	1:45.389	30.509	44.947	29.933	114.0	14:39.017
9	1:44.361	30.810	44.001	29.550	115.1	16:23.378
10	1:44.013	30.300	43.919	29.794	115.5	18:07.391
11	1:44.634	30.641	44.534	29.459	114.8	19:52.025
12	1:42.889	29.827	43.341	29.721	116.8	21:34.914
13	1:49.143	32.216	47.119	29.808	110.1	23:24.057
31	Vicente POTOLICCHIO					
	POTOLICCHIO, Vicente ENSIGN N174 1975					
1	1:48.357	35.289	43.538	29.530	110.9	1:48.357
2	1:41.284	29.588	43.133	28.563	118.6	3:29.641



15^e GRAND PRIX DE MONACO HISTORIQUE | 24-26 AVRIL 2026



RACE E NIKI LAUDA - F1 Grand Prix cars 3L from 1973 to 1976

Race Sector Analysis

Lap under Red Flag

— Invalidated Lap

■ Personal Best

■ Session Best

B Crossing the pit lane

Tour	Temps Time	Secteur 1 Sector 1	Secteur 2 Sector 2	Secteur 3 Sector 3	Vitesse Speed	Heure Elapsed
3	1:42.228	29.913	43.469	28.846	117.5	5:11.869
4	1:43.259	30.277	44.186	28.796	116.3	6:55.128
5	1:42.827	30.881	42.918	29.028	116.8	8:37.955
6	1:42.239	30.243	43.031	28.965	117.5	10:20.194
7	1:42.384	29.712	43.351	29.321	117.3	12:02.578
8	1:42.664	29.883	43.448	29.333	117.0	13:45.242
9	1:48.232	35.362	42.912	29.958	111.0	15:33.474
10	1:43.387	30.345	44.103	28.939	116.2	17:16.861
11	1:42.841	29.910	43.880	29.051	116.8	18:59.702
12	1:42.745	30.793	42.763	29.189	116.9	20:42.447
13	1:41.661	29.617	43.238	28.806	118.2	22:24.108
14	1:44.039	29.964	42.791	31.284	115.5	24:08.147
15	2:02.075	35.134	45.546	41.395	98.4	26:10.222
16	2:40.937	48.325	1:01.013	51.599	74.6	28:51.159
17	3:00.469	51.959	1:08.320	1:00.190	66.6	31:51.628

33 Stuart HALL						
GOETHE, Road						
MCLAREN M23 1973						
Tour	Temps Time	Secteur 1 Sector 1	Secteur 2 Sector 2	Secteur 3 Sector 3	Vitesse Speed	Heure Elapsed
1	1:37.716	30.946	40.026	26.744	122.9	1:37.716
2	1:32.047	27.232	39.016	25.799	130.5	3:09.763
3	1:32.126	27.076	38.982	26.068	130.4	4:41.889
4	1:32.322	27.167	39.126	26.029	130.1	6:14.211
5	1:34.379	28.131	40.169	26.079	127.3	7:48.590
6	1:33.142	26.888	39.782	26.472	129.0	9:21.732
7	1:36.076	27.417	41.194	27.465	125.0	10:57.808
8	1:32.564	27.133	39.097	26.334	129.8	12:30.372
9	1:32.906	27.060	39.130	26.716	129.3	14:03.278
10	1:34.194	27.504	39.819	26.871	127.5	15:37.472
11	1:34.303	28.063	40.006	26.234	127.4	17:11.775
12	1:33.934	27.416	40.282	26.236	127.9	18:45.709
13	1:32.429	27.059	39.101	26.269	130.0	20:18.138
14	1:33.487	27.109	39.547	26.831	128.5	21:51.625
15	1:36.194	28.513	40.182	27.499	124.9	23:27.819

Tour	Temps Time	Secteur 1 Sector 1	Secteur 2 Sector 2	Secteur 3 Sector 3	Vitesse Speed	Heure Elapsed
16	1:42.664	30.007	41.376	31.281	117.0	25:10.483
17	2:12.295	30.928	56.976	44.391	90.8	27:22.778
18	2:52.260	48.658	56.154	1:07.448	69.7	30:15.038

34 Nicky GRIOT						
GRIOT GARAGE						
MARCH 761 1976						
Tour	Temps Time	Secteur 1 Sector 1	Secteur 2 Sector 2	Secteur 3 Sector 3	Vitesse Speed	Heure Elapsed
1	2:00.361	42.376	47.133	30.852	99.8	2:00.361
2	1:50.468	31.728	46.548	32.192	108.7	3:50.829
3	1:45.897	31.585	44.434	29.878	113.4	5:36.726
4	1:49.502	32.848	46.368	30.286	109.7	7:26.228
5	1:44.147	31.164	43.518	29.465	115.3	9:10.375
6	1:47.470	30.990	46.134	30.346	111.8	10:57.845
7	1:47.424	30.931	45.833	30.660	111.8	12:45.269
8	1:45.463	30.776	44.932	29.755	113.9	14:30.732
9	1:44.085	31.645	43.239	29.201	115.4	16:14.817
10	1:44.605	30.232	44.906	29.467	114.8	17:59.422
11	1:42.881	30.104	43.225	29.552	116.8	19:42.303
12	1:44.846	30.490	44.720	29.636	114.6	21:27.149
13	1:44.281	31.431	43.407	29.443	115.2	23:11.430
14	1:50.658	33.240	43.202	34.216	108.6	25:02.088
15	2:19.562	36.093	56.874	46.595	86.1	27:21.650
16	2:49.149	47.434	58.159	1:03.556	71.0	30:10.799

37 Guillaume ROMAN						
Guillaume ROMAN						
ENSIGN N175 1975						
Tour	Temps Time	Secteur 1 Sector 1	Secteur 2 Sector 2	Secteur 3 Sector 3	Vitesse Speed	Heure Elapsed
1	1:43.439	32.847	42.729	27.863	116.1	1:43.439
2	1:39.383	29.326	41.976	28.081	120.9	3:22.822
3	1:39.435	29.036	42.455	27.944	120.8	5:02.257
4	1:38.695	28.688	42.229	27.778	121.7	6:40.952
5	1:38.915	29.004	42.176	27.735	121.4	8:19.867
6	1:38.821	28.722	41.955	28.144	121.6	9:58.688
7	1:41.224	29.861	42.120	29.243	118.7	11:39.912
8	1:38.159	28.857	41.559	27.743	122.4	13:18.071



15^e GRAND PRIX DE MONACO HISTORIQUE | 24-26 AVRIL 2026



RACE E NIKI LAUDA - F1 Grand Prix cars 3L from 1973 to 1976

Race Sector Analysis

Lap under Red Flag

— Invalidated Lap

■ Personal Best

■ Session Best

B Crossing the pit lane

Tour	Temps Time	Secteur 1 Sector 1	Secteur 2 Sector 2	Secteur 3 Sector 3	Vitesse Speed	Heure Elapsed	Tour	Temps Time	Secteur 1 Sector 1	Secteur 2 Sector 2	Secteur 3 Sector 3	Vitesse Speed	Heure Elapsed
9	1:39.889	30.109	41.952	27.828	120.3	14:57.960							
10	1:39.738	29.667	42.311	27.760	120.4	16:37.698							
11	1:39.591	28.741	42.818	28.032	120.6	18:17.289							
12	1:39.363	28.848	42.419	28.096	120.9	19:56.652							
13	1:38.716	28.968	41.814	27.934	121.7	21:35.368							
14	1:45.669	32.281	44.156	29.232	113.7	23:21.037							
15	1:48.234	31.651	44.000	32.583	111.0	25:09.271							
16	2:19.080	34.125	1:00.983	43.972	86.4	27:28.351							
17	2:47.426	44.987	55.409	1:07.030	71.8	30:15.777							

40 Roald GOETHE TYRRELL 7 1974
 GOETHE, Roald

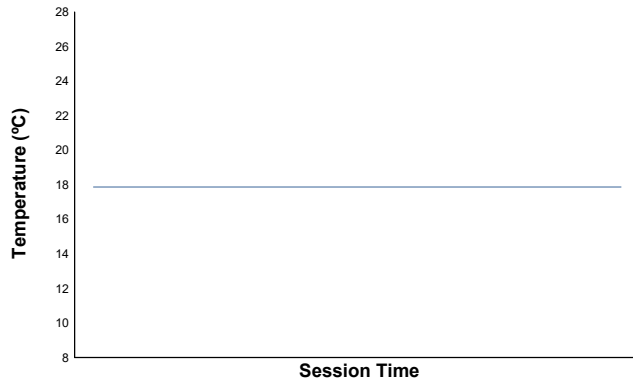
1	1:54.201	39.394	45.006	29.801	105.2	1:54.201
2	1:46.484	31.683	45.582	29.219	112.8	3:40.685
3	1:43.589	30.667	43.321	29.601	116.0	5:24.274
4	1:42.855	30.932	43.047	28.876	116.8	7:07.129
5	1:41.840	30.476	42.940	28.424	118.0	8:48.969
6	1:41.388	30.513	42.667	28.208	118.5	10:30.357
7	1:40.770	30.160	42.469	28.141	119.2	12:11.127
8	1:40.730	29.956	42.361	28.413	119.3	13:51.857
9	1:42.699	31.406	42.380	28.913	117.0	15:34.556
10	1:42.569	29.919	43.904	28.746	117.1	17:17.125
11	1:44.633	30.045	46.185	28.403	114.8	19:01.758
12	1:41.052	29.444	42.530	29.078	118.9	20:42.810
13	1:41.753	30.391	42.811	28.551	118.1	22:24.563
14	1:44.104	30.516	42.984	30.604	115.4	24:08.667
15	1:58.598	33.867	43.162	41.569	101.3	26:07.265
16	2:30.744	44.502	56.757	49.485	79.7	28:38.009
17	2:35.192	43.728	1:00.268	51.196	77.4	31:13.201



RACE E NIKI LAUDA - F1 Grand Prix cars 3L from 1973 to 1976

Race Weather Report

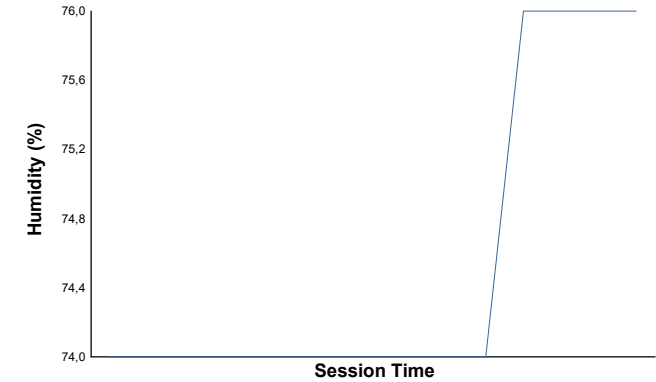
Air Temperature



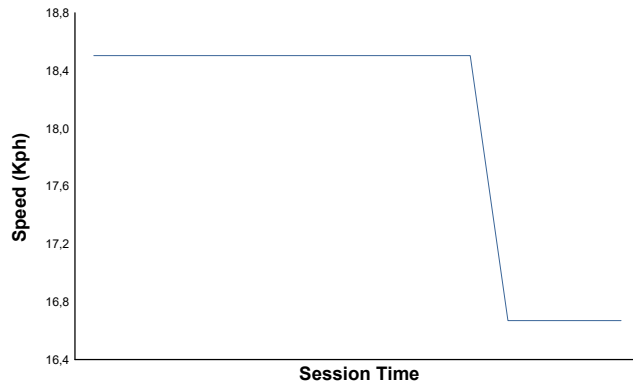
Track Temperature



Humidity

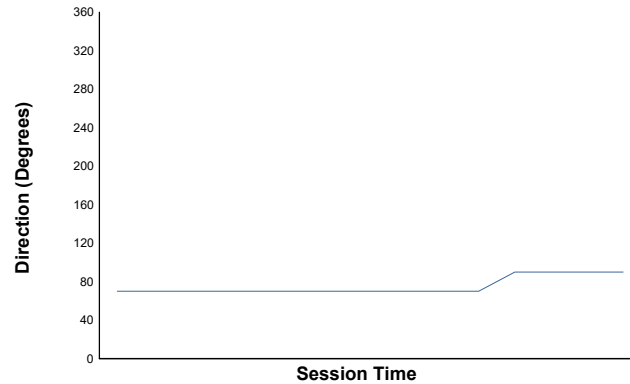


Wind Speed

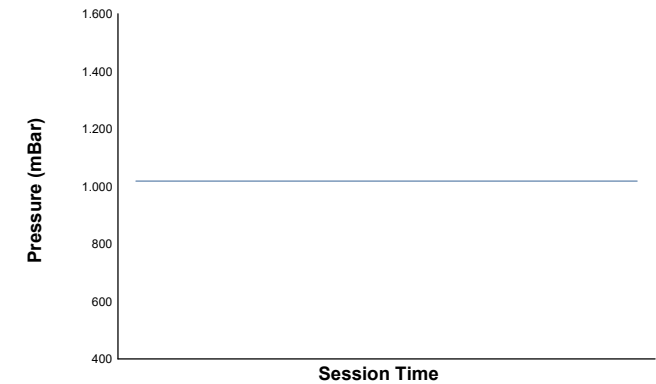


Wind Direction

North=0°/360° East=90° South=180° West=270°



Pressure



Track Status: **WET**