



15<sup>e</sup> GRAND PRIX DE MONACO HISTORIQUE | 24-26 AVRIL 2026



RACE F GILLES VILLENEUVE - F1 Grand Prix cars 3L from 1977 to 1980

Free Practice Provisional Classification

Num Pilote No Driver	Nat Pil Dr Nat	Concurrent Competitor	Nat Con Com Nat	Classe Class	Marque Modèle - Année Type Model - Year	Temps Time	Tour Lap	Tours Laps	Ecart Gap	Vitesse Speed
1 24		Michael LYONS		1	HESKETH 308E 1977	1:34.375	4	14	-	127.3
2 4		Matthew WRIGLEY		1	TYRRELL 8 1978	1:36.177	11	12	+1.802	124.9
3 15		Sam HANCOCK		2	FITTIPALDI F8 1980	1:36.752	13	16	+2.377	124.2
4 34		Frederic ROUVIER		2	TYRRELL 10 1980	1:37.025	15	15	+2.650	123.8
5 28		David SHAW		2	WILLIAMS FW06 1979	1:37.337	14	15	+2.962	123.4
6 33		Dan GORE		2	TYRRELL 10 1980	1:37.924	15	15	+3.549	122.7
7 29		Bertrand GODIN		2	ARROWS A1B 1978	1:39.340	14	15	+4.965	120.9
8 14		Jamie CONSTABLE		1	FITTIPALDI F5A 1977	1:39.362	11	12	+4.987	120.9
9 7		Carlos DE QUESADA		1	MCLAREN M26 1977	1:40.617	11	12	+6.242	119.4
10 8		Emile BREITTMAYER		1	MCLAREN M26 1977	1:41.860	14	15	+7.485	117.9
11 19		Gianluca DE LORENZI		2	SHADOW DN12 1980	1:42.192	8	13	+7.817	117.6
12 25		MISTER JOHN OF B		2	LIGIER JS11/15 1979	1:42.267	11	14	+7.892	117.5
13 26		Olivier BREITTMAYER		2	LIGIER JS11/15 1979	1:43.086	11	13	+8.711	116.5
14 21		Frits VAN EERD		2	FITTIPALDI F7 1980	1:43.365	10	15	+8.990	116.2
15 3		Fabrice LHERITIER		2	TYRRELL 9 1979	1:44.272	11	12	+9.897	115.2
16 10		Nicolas MATILE		1	MARCH 771 1977	1:45.734	10	14	+11.359	113.6
17 17		Shaun LYNN		1	SHADOW DN8 1977	1:50.569	11	12	+16.194	108.6
18 2		Juergen BODEN		3	FERRARI 312 T5 1980	1:52.290	5	14	+17.915	107.0
19 31		Craig DAVIES		1	LEC CRP1 1977	1:58.358	12	14	+23.983	101.5
20 22		Paul TATTERSALL		2	ENSIGN N179 1979	1:59.055	12	13	+24.680	100.9
21 11		Luciano BIAMINO		2	LOTUS 81 1980	2:00.520	13	13	+26.145	99.7
22 20		Christian KIRK		1	WOLF WR1 1977	2:06.080	3	4	+31.705	95.3
23 12		Steven BROOKS		2	LOTUS 81 1980			2		
24 27		Oliver CHAPMAN		1	MARCH 761 1976					
25 30		Kaishun KIHARA		2	ARROWS A3 1980			1		
26 32		Patrick D'AUBREBY		1	MARCH 761 1977					



15<sup>e</sup> GRAND PRIX DE MONACO HISTORIQUE | 24-26 AVRIL 2026



RACE F GILLES VILLENEUVE - F1 Grand Prix cars 3L from 1977 to 1980

Free Practice Provisional Classification

Num Pilote No Driver	Nat Pil Dr Nat	Concurrent Competitor	Nat Con Com Nat	Classe Class	Marque Modèle - Année Type Model - Year	Temps Time	Tour Lap	Tours Laps	Ecart Gap	Vitesse Speed
-------------------------	-------------------	--------------------------	--------------------	-----------------	--	---------------	-------------	---------------	--------------	------------------

CAR 20 - LAP 2 DELETED DUE TO TRACK LIMITS  
 CAR 11 - LAP 3 DELETED DUE TO TRACK LIMITS  
 CAR 14 - LAPS 10 AND 12 DELETED DUE TO TRACK LIMITS  
 CAR 22 - LAP 10 DELETED DUE TO TRACK LIMITS  
 CAR 25 AND 26 - LAP 13 DELETED DUE TO TRACK LIMITS

Published at: 17:35

Track Status: DRY

<b>Race Director:</b> 	<b>Timekeeper:</b> Alberto ESTÉBANEZ 
--	--





**15<sup>e</sup> GRAND PRIX DE MONACO HISTORIQUE | 24-26 AVRIL 2026**



**RACE F GILLES VILLENEUVE - F1 Grand Prix cars 3L from 1977 to 1980**

Free Practice Best Sector Times

Pos	Secteur 1 Sector 1		Secteur 2 Sector 2		Secteur 3 Sector 3		Pos	Num Pilote No Driver	Tour Idéal-Ideal Lap	M.Tour-Best Lap
	Num Pilote No Driver	Temps Time	Num Pilote No Driver	Temps Time	Num Pilote No Driver	Temps Time				
1	24 M.LYONS	27.340	24 M.LYONS	39.214	24 M.LYONS	27.072	1	24 M.LYONS	1:33.626	1:34.375 (1)
2	34 F.ROUVIER	28.029	15 S.HANCOCK	40.296	28 D.SHAW	27.201	2	34 F.ROUVIER	1:35.648	1:37.025 (4)
3	28 D.SHAW	28.386	4 M.WRIGLEY	40.322	34 F.ROUVIER	27.239	3	4 M.WRIGLEY	1:36.076	1:36.177 (2)
4	4 M.WRIGLEY	28.403	34 F.ROUVIER	40.380	4 M.WRIGLEY	27.351	4	15 S.HANCOCK	1:36.470	1:36.752 (3)
5	15 S.HANCOCK	28.417	28 D.SHAW	41.015	15 S.HANCOCK	27.757	5	28 D.SHAW	1:36.602	1:37.337 (5)
6	14 J.CONSTABLE	28.813	33 D.GORE	41.253	14 J.CONSTABLE	27.780	6	33 D.GORE	1:37.901	1:37.924 (6)
7	33 D.GORE	28.821	29 B.GODIN	41.402	33 D.GORE	27.827	7	14 J.CONSTABLE	1:38.326	1:39.362 (8)
8	29 B.GODIN	29.378	14 J.CONSTABLE	41.733	29 B.GODIN	27.835	8	29 B.GODIN	1:38.615	1:39.340 (7)
9	7 C.DE QUESADA	29.503	8 E.BREITTMAYER	41.906	7 C.DE QUESADA	28.502	9	7 C.DE QUESADA	1:39.926	1:40.617 (9)
10	25 MISTER JOHN OF B	30.010	7 C.DE QUESADA	41.921	19 G.DE LORENZI	28.945	10	8 E.BREITTMAYER	1:41.813	1:41.860 (10)
11	8 E.BREITTMAYER	30.142	19 G.DE LORENZI	42.736	26 O.BREITTMAYER	29.080	11	19 G.DE LORENZI	1:41.970	1:42.192 (11)
12	21 F.VAN EERD	30.143	25 MISTER JOHN OF B	42.904	21 F.VAN EERD	29.205	12	25 MISTER JOHN OF B	1:42.267	1:42.267 (12)
13	19 G.DE LORENZI	30.289	26 O.BREITTMAYER	43.295	3 F.LHERITIER	29.289	13	26 O.BREITTMAYER	1:42.698	1:43.086 (13)
14	26 O.BREITTMAYER	30.323	3 F.LHERITIER	43.672	25 MISTER JOHN OF B	29.353	14	21 F.VAN EERD	1:43.203	1:43.365 (14)
15	3 F.LHERITIER	30.501	21 F.VAN EERD	43.855	8 E.BREITTMAYER	29.765	15	3 F.LHERITIER	1:43.462	1:44.272 (15)
16	10 N.MATILE	31.127	10 N.MATILE	44.435	12 S.BROOKS	29.977	16	10 N.MATILE	1:45.734	1:45.734 (16)
17	2 J.BODEN	32.872	17 S.LYNN	46.094	10 N.MATILE	30.172	17	2 J.BODEN	1:50.293	1:52.290 (18)
18	17 S.LYNN	33.378	2 J.BODEN	46.265	17 S.LYNN	30.914	18	17 S.LYNN	1:50.386	1:50.569 (17)
19	11 L.BIAMINO	33.796	12 S.BROOKS	46.897	2 J.BODEN	31.156	19	22 P.TATTERSALL	1:56.239	1:59.055 (20)
20	22 P.TATTERSALL	34.291	22 P.TATTERSALL	48.723	11 L.BIAMINO	33.099	20	11 L.BIAMINO	1:57.126	2:00.520 (21)
21	31 C.DAVIES	35.136	31 C.DAVIES	49.763	22 P.TATTERSALL	33.225	21	31 C.DAVIES	1:58.358	1:58.358 (19)
22	20 C.KIRK	37.647	20 C.KIRK	49.859	31 C.DAVIES	33.459	22	20 C.KIRK	2:01.143	2:06.080 (22)
23	12 S.BROOKS	22:47.080	11 L.BIAMINO	50.231	20 C.KIRK	33.637	23	12 S.BROOKS	2:03.954	



# 15<sup>e</sup> GRAND PRIX DE MONACO HISTORIQUE | 24-26 AVRIL 2026



## RACE F GILLES VILLENEUVE - F1 Grand Prix cars 3L from 1977 to 1980

### Free Practice Sector Analysis

Lap under Red Flag

— Invalidated Lap

■ Personal Best

■ Session Best

B Crossing the pit lane

Tour Lap	Temps Time	Secteur 1 Sector 1	Secteur 2 Sector 2	Secteur 3 Sector 3	Vitesse Speed	Heure Elapsed	Tour Lap	Temps Time	Secteur 1 Sector 1	Secteur 2 Sector 2	Secteur 3 Sector 3	Vitesse Speed	Heure Elapsed	
<b>2</b>		<b>Juergen BODEN</b>					FERRARI 312 T5 1980							
		Juergen BODEN												
1	3:15.350	1:46.854	53.136	35.360	61.5	3:15.350								
2	1:57.978	36.339	49.170	32.469	101.8	5:13.328								
3	1:59.956	37.136	49.103	33.717	100.1	7:13.284								
4	1:56.096	33.603	49.202	33.291	103.5	9:09.380								
5	<b>1:52.290</b>	33.023	<b>46.265</b>	33.002	107.0	11:01.670								
6	1:54.700	33.242	49.198	32.260	104.7	12:56.370								
7	2:37.902	40.774	1:02.132	54.996	76.1	15:34.272								
8	2:47.287	1:01.641	1:04.367	41.279	71.8	18:21.559								
9	1:55.103	35.142	48.805	<b>31.156</b>	104.4	20:16.662								
10	1:54.544	33.009	49.758	31.777	104.9	22:11.206								
11	1:54.325	33.853	47.719	32.753	105.1	24:05.531								
12	1:55.916	33.648	49.611	32.657	103.6	26:01.447								
13	1:59.253	35.216	50.919	33.118	100.7	28:00.700								
14	1:52.891	33.586	47.588	31.717	106.4	29:53.591								
<b>4</b>		<b>Matthew WRIGLEY</b>					TYRRELL 8 1978							
		Philip Mike WRIGLEY												
1	3:28.302	2:03.735	51.958	32.609	57.7	3:28.302								
2	1:53.373	31.911	48.160	33.302	106.0	5:21.675								
3	1:51.194	32.258	47.114	31.822	108.0	7:12.869								
4	1:42.598	31.331	42.252	29.015	117.1	8:55.467								
5	1:41.813	29.525	41.792	30.496	118.0	10:37.280								
6	1:39.104	29.890	41.475	27.739	121.2	12:16.384								
7	4:58.961 B	35.464	58.221	3:25.276	40.2	17:15.345								
8	2:08.717	53.985	44.214	30.518	93.3	19:24.062								
9	1:44.456	30.880	43.140	30.436	115.0	21:08.518								
10	1:54.784	31.300	50.182	33.302	104.7	23:03.302								
11	<b>1:36.177</b>	28.504	<b>40.322</b>	<b>27.351</b>	124.9	24:39.479								
12	1:56.011	32.814	52.291	30.906	103.6	26:35.490								
<b>7</b>		<b>Carlos DE QUESADA</b>					MCLAREN M26 1977							
		CHROMECARS RACING												
1	3:10.056	1:42.617	52.611	34.828	63.2	3:10.056								
2	1:51.830	32.984	47.713	31.133	107.4	5:01.886								
3	1:49.587	34.345	44.838	30.404	109.6	6:51.473								
4	1:46.567	31.294	45.008	30.265	112.7	8:38.040								
5	1:42.277	30.925	<b>41.921</b>	29.431	117.5	10:20.317								
6	4:22.155 B	30.017	47.082	3:05.056	45.8	14:42.472								
7	2:27.361	48.255	53.707	45.399	81.5	17:09.833								
8	2:11.898	58.996	43.863	29.039	91.1	19:21.731								
9	1:46.114	32.166	43.591	30.357	113.2	21:07.845								
10	1:44.404	31.115	44.292	28.997	115.1	22:52.249								
11	<b>1:40.617</b>	29.755	42.353	28.509	119.4	24:32.866								
12	1:40.835	<b>29.503</b>	42.830	<b>28.502</b>	119.1	26:13.701								
<b>8</b>		<b>Emile BREITTMAYER</b>					MCLAREN M26 1977							
		Emile BREITTMAYER												



# 15<sup>e</sup> GRAND PRIX DE MONACO HISTORIQUE | 24-26 AVRIL 2026



## RACE F GILLES VILLENEUVE - F1 Grand Prix cars 3L from 1977 to 1980

### Free Practice Sector Analysis

Lap under Red Flag

— Invalidated Lap

■ Personal Best

■ Session Best

B Crossing the pit lane

Tour Lap	Temps Time	Secteur 1 Sector 1	Secteur 2 Sector 2	Secteur 3 Sector 3	Vitesse Speed	Heure Elapsed
1	3:31.136	2:05.872	52.264	33.000	56.9	3:31.136
2	1:56.351	35.793	47.956	32.602	103.2	5:27.487
3	2:02.176	35.831	47.543	38.802	98.3	7:29.663
4	1:56.850	34.987	49.125	32.738	102.8	9:26.513
5	1:54.050	35.134	47.328	31.588	105.3	11:20.563
6	1:53.342	34.693	47.139	31.510	106.0	13:13.905
7	2:52.044	55.536	1:07.365	49.143	69.8	16:05.949
8	2:39.433	1:02.373	1:05.327	31.733	75.3	18:45.382
9	1:48.362	33.537	44.770	30.055	110.9	20:33.744
10	1:49.800	31.672	43.941	34.187	109.4	22:23.544
11	1:44.867	31.514	43.588	<b>29.765</b>	114.6	24:08.411
12	1:49.137	32.147	47.100	29.890	110.1	25:57.548
13	1:45.432	32.307	43.315	29.810	113.9	27:42.980
14	<b>1:41.860</b>	<b>30.142</b>	<b>41.906</b>	29.812	117.9	29:24.840
15	1:49.127	31.720	45.315	32.092	110.1	31:13.967

Tour Lap	Temps Time	Secteur 1 Sector 1	Secteur 2 Sector 2	Secteur 3 Sector 3	Vitesse Speed	Heure Elapsed
1	3:14.734	1:41.369	55.641	37.724	61.7	3:14.734
2	2:09.752	39.701	53.574	36.477	92.6	5:24.486
3	2:03.415	35.314	50.390	37.711	97.3	7:27.901
4	1:57.976	35.687	49.405	32.884	101.8	9:25.877
5	1:54.085	35.159	47.233	31.693	105.3	11:19.962
6	1:49.661	32.722	45.943	30.996	109.5	13:09.623
7	2:50.968	50.496	1:09.879	50.593	70.3	16:00.591
8	2:44.377	1:03.751	1:08.844	31.782	73.1	18:44.968
9	1:48.280	32.574	45.297	30.409	110.9	20:33.248
10	<b>1:45.734</b>	<b>31.127</b>	<b>44.435</b>	<b>30.172</b>	113.6	22:18.982
11	1:48.325	33.082	44.490	30.753	110.9	24:07.307
12	1:51.560	31.882	44.540	35.138	107.7	25:58.867
13	2:06.882	36.829	53.676	36.377	94.7	28:05.749
14	1:55.168	34.384	47.260	33.524	104.3	30:00.917

Tour Lap	Temps Time	Secteur 1 Sector 1	Secteur 2 Sector 2	Secteur 3 Sector 3	Vitesse Speed	Heure Elapsed
1	2:57.753	1:22.345	56.138	39.270	67.6	2:57.753
2	2:14.536	41.996	56.212	36.328	89.3	5:12.289
3	<b>3:12.181 B</b>	39.650	56.788	1:35.743	62.5	8:24.470
4	2:14.787	46.169	51.887	36.731	89.1	10:39.257
5	2:10.125	38.261	56.188	35.676	92.3	12:49.382
6	2:43.628	40.050	1:08.053	55.525	73.4	15:33.010
7	2:42.363	58.502	1:01.969	41.892	74.0	18:15.373
8	2:57.475	36.346	1:43.720	37.409	67.7	21:12.848
9	2:00.647	35.342	<b>50.231</b>	35.074	99.6	23:13.495
10	2:02.511	36.914	52.498	<b>33.099</b>	98.1	25:16.006
11	2:01.539	36.747	50.409	34.383	98.8	27:17.545
12	2:03.810	34.055	55.167	34.588	97.0	29:21.355
13	<b>2:00.520</b>	<b>33.796</b>	51.732	34.992	99.7	31:21.875

Tour Lap	Temps Time	Secteur 1 Sector 1	Secteur 2 Sector 2	Secteur 3 Sector 3	Vitesse Speed	Heure Elapsed
1	10:10.286 B	1:16.624	54.792	7:58.870	19.7	10:10.286
2	1:56.354	39.480	<b>46.897</b>	<b>29.977</b>	103.2	12:06.640

Tour Lap	Temps Time	Secteur 1 Sector 1	Secteur 2 Sector 2	Secteur 3 Sector 3	Vitesse Speed	Heure Elapsed
1	2:43.243	1:15.743	54.974	32.526	73.6	2:43.243
2	1:50.294	34.074	46.808	29.412	108.9	4:33.537
3	1:44.162	31.563	43.526	29.073	115.3	6:17.699
4	1:40.352	29.582	42.510	28.260	119.7	7:58.051
5	1:40.132	28.999	<b>41.733</b>	29.400	120.0	9:38.183
6	9:35.762 B	29.424	44.740	8:21.598	20.9	19:13.945
7	2:05.810	38.287	51.943	35.580	95.5	21:19.755
8	1:56.821	34.633	51.919	30.269	102.8	23:16.576
9	1:48.777	34.489	45.443	28.845	110.4	25:05.353



# 15<sup>e</sup> GRAND PRIX DE MONACO HISTORIQUE | 24-26 AVRIL 2026



## RACE F GILLES VILLENEUVE - F1 Grand Prix cars 3L from 1977 to 1980

### Free Practice Sector Analysis

Lap under Red Flag

— Invalidated Lap

■ Personal Best

■ Session Best

B Crossing the pit lane

Tour Lap	Temps Time	Secteur 1 Sector 1	Secteur 2 Sector 2	Secteur 3 Sector 3	Vitesse Speed	Heure Elapsed
10	1:39.040	29.128	42.132	27.780	121.3	26:44.393
11	1:39.362	28.926	41.992	28.444	120.9	28:23.755
12	1:40.200	28.813	42.019	29.368	119.9	30:03.955
<b>15</b>	<b>Sam HANCOCK</b>					
	Sam HANCOCK FITTIPALDI F8 1980					
1	2:47.296	1:18.087	55.197	34.012	71.8	2:47.296
2	1:58.657	37.056	51.275	30.326	101.2	4:45.953
3	1:49.160	33.362	45.830	29.968	110.1	6:35.113
4	1:39.722	29.703	41.978	28.041	120.5	8:14.835
5	1:42.390	30.530	42.104	29.756	117.3	9:57.225
6	1:39.916	29.622	42.335	27.959	120.2	11:37.141
7	2:01.525	31.366	51.314	38.845	98.9	13:38.666
8	2:44.422	55.639	1:02.739	46.044	73.1	16:23.088
9	2:28.484	1:00.347	56.767	31.370	80.9	18:51.572
10	1:49.497	37.556	43.880	28.061	109.7	20:41.069
11	1:38.775	28.810	40.937	29.028	121.6	22:19.844
12	1:43.044	31.338	42.008	29.698	116.6	24:02.888
13	1:36.752	28.699	40.296	27.757	124.2	25:39.640
14	1:48.128	28.417	41.234	38.477	111.1	27:27.768
15	1:48.604	29.175	47.895	31.534	110.6	29:16.372
16	1:43.940	31.020	42.018	30.902	115.6	31:00.312
<b>17</b>	<b>Shaun LYNN</b>					
	Shaun LYNN SHADOW DN8 1977					
1	3:14.354	1:42.028	56.302	36.024	61.8	3:14.354
2	2:07.388	39.002	53.435	34.951	94.3	5:21.742
3	2:04.593	37.508	50.452	36.633	96.4	7:26.335
4	1:59.093	35.920	49.673	33.500	100.9	9:25.428
5	1:54.810	34.862	47.422	32.526	104.6	11:20.238
6	2:02.609	34.444	51.997	36.168	98.0	13:22.847
7	2:46.604	50.285	1:06.862	49.457	72.1	16:09.451
8	2:41.615	1:01.425	1:06.667	33.523	74.3	18:51.066

Tour Lap	Temps Time	Secteur 1 Sector 1	Secteur 2 Sector 2	Secteur 3 Sector 3	Vitesse Speed	Heure Elapsed
9	1:57.635	37.346	48.413	31.876	102.1	20:48.701
10	1:53.507	33.871	46.463	33.173	105.8	22:42.208
11	1:50.569	33.561	46.094	30.914	108.6	24:32.777
12	1:51.067	33.380	46.716	30.971	108.2	26:23.844
<b>19</b>	<b>Gianluca DE LORENZI</b>					
	Gianluca DE LORENZI SHADOW DN12 1980					
1	3:15.103	1:43.793	54.934	36.376	61.6	3:15.103
2	2:00.831	38.941	51.296	30.594	99.4	5:15.934
3	1:56.384	35.284	47.726	33.374	103.2	7:12.318
4	1:48.373	32.932	44.690	30.751	110.9	9:00.691
5	1:46.558	32.644	44.569	29.345	112.7	10:47.249
6	7:50.150 B	33.957	50.433	6:25.760	25.6	18:37.399
7	1:53.250	38.091	45.476	29.683	106.1	20:30.649
8	1:42.192	30.511	42.736	28.945	117.6	22:12.841
9	1:44.248	31.772	43.199	29.277	115.2	23:57.089
10	1:42.892	30.289	43.178	29.425	116.8	25:39.981
11	1:43.057	30.760	42.874	29.423	116.6	27:23.038
12	1:55.117	33.262	49.598	32.257	104.4	29:18.155
13	1:50.453	31.589	44.486	34.378	108.8	31:08.608
<b>20</b>	<b>Christian KIRK</b>					
	Christian KIRK WOLF WR1 1977					
1	3:23.631	1:55.355	51.645	36.631	59.0	3:23.631
2	2:02.700	39.204	49.859	33.637	97.9	5:26.331
3	2:06.080	37.647	52.308	36.125	95.3	7:32.411
4	2:06.367	38.093	52.769	35.505	95.1	9:38.778
<b>21</b>	<b>Frits VAN EERD</b>					
	Frits VAN EERD FITTIPALDI F7 1980					
1	3:16.121	1:42.822	56.664	36.635	61.3	3:16.121
2	2:06.753	38.850	54.066	33.837	94.8	5:22.874
3	1:54.534	35.187	47.199	32.148	104.9	7:17.408



# 15<sup>e</sup> GRAND PRIX DE MONACO HISTORIQUE | 24-26 AVRIL 2026



## RACE F GILLES VILLENEUVE - F1 Grand Prix cars 3L from 1977 to 1980

### Free Practice Sector Analysis

Lap under Red Flag

— Invalidated Lap

■ Personal Best

■ Session Best

B Crossing the pit lane

Tour Lap	Temps Time	Secteur 1 Sector 1	Secteur 2 Sector 2	Secteur 3 Sector 3	Vitesse Speed	Heure Elapsed	Tour Lap	Temps Time	Secteur 1 Sector 1	Secteur 2 Sector 2	Secteur 3 Sector 3	Vitesse Speed	Heure Elapsed
4	1:51.204	32.797	46.594	31.813	108.0	9:08.612	3	1:52.637	31.105	45.663	35.869	106.7	6:33.917
5	1:47.896	32.074	45.846	29.976	111.3	10:56.508	4	1:34.375	27.643	39.660	27.072	127.3	8:08.292
6	1:46.020	31.120	44.682	30.218	113.3	12:42.528	5	3:27.080 B	28.336	43.264	2:15.480	58.0	11:35.372
7	2:31.923	32.124	1:14.472	45.327	79.1	15:14.451	6	5:45.450 B	33.652	52.737	4:19.061	34.8	17:20.822
8	2:50.384	57.461	1:10.696	42.227	70.5	18:04.835	7	2:02.404	53.829	40.707	27.868	98.1	19:23.226
9	1:44.909	31.416	44.284	29.209	114.5	19:49.744	8	1:42.431	31.027	42.563	28.841	117.3	21:05.657
10	1:43.365	30.305	43.855	29.205	116.2	21:33.109	9	1:35.271	28.455	39.490	27.326	126.1	22:40.928
11	1:45.807	30.143	44.581	31.083	113.5	23:18.916	10	1:41.919	29.585	41.032	31.302	117.9	24:22.847
12	1:52.709	32.919	48.476	31.314	106.6	25:11.625	11	1:35.777	27.340	39.214	29.223	125.4	25:58.624
13	1:48.781	31.064	48.253	29.464	110.4	27:00.406	12	1:42.849	30.314	41.533	31.002	116.8	27:41.473
14	1:44.901	30.630	44.118	30.153	114.5	28:45.307	13	1:36.784	27.357	39.344	30.083	124.1	29:18.257
15	1:47.039	31.119	44.457	31.463	112.2	30:32.346	14	1:42.670	29.637	41.948	31.085	117.0	31:00.927

**22** Paul TATTERSALL  
 Paul TATTERSALL ENSIGN N179 1979

1	2:57.512	1:16.083	1:01.815	39.614	67.7	2:57.512
2	3:40.328 B	40.862	56.585	2:02.881	54.5	6:37.840
3	2:18.825	46.667	56.155	36.003	86.5	8:56.665
4	2:09.574	37.401	53.521	38.652	92.7	11:06.239
5	2:03.025	36.322	51.234	35.469	97.6	13:09.264
6	2:50.278	49.576	1:10.247	50.455	70.6	15:59.542
7	2:51.230	1:03.439	1:11.860	35.931	70.2	18:50.772
8	2:08.103	40.103	53.208	34.792	93.8	20:58.875
9	2:07.332	38.634	53.736	34.962	94.3	23:06.207
10	1:59.100	35.176	49.312	34.612	100.9	25:05.307
11	2:01.451	35.390	52.836	33.225	98.9	27:06.758
12	1:59.055	34.291	51.515	33.249	100.9	29:05.813
13	2:01.772	34.504	48.723	38.545	98.7	31:07.585

**24** Michael LYONS  
 Michael LYONS HESKETH 308E 1977

1	3:01.124	1:41.059	47.217	32.848	66.3	3:01.124
2	1:40.156	30.243	42.289	27.624	119.9	4:41.280

**25** MISTER JOHN OF B  
 MISTER JOHN OF B LIGIER JS11/15 1979

1	3:16.339	1:47.857	52.883	35.599	61.2	3:16.339
2	2:05.031	38.999	51.859	34.173	96.1	5:21.370
3	1:53.885	32.049	48.506	33.330	105.5	7:15.255
4	1:49.944	32.531	46.564	30.849	109.3	9:05.199
5	1:47.922	31.743	46.245	29.934	111.3	10:53.121
6	1:47.007	31.119	45.799	30.089	112.3	12:40.128
7	5:45.111 B	33.375	1:13.876	3:57.860	34.8	18:25.239
8	1:54.919	38.476	46.418	30.025	104.5	20:20.158
9	1:47.383	31.289	46.136	29.958	111.9	22:07.541
10	1:44.063	30.972	43.689	29.402	115.4	23:51.604
11	1:42.267	30.010	42.904	29.353	117.5	25:33.871
12	1:46.945	30.295	44.580	32.070	112.3	27:20.816
13	1:54.264	33.810	45.729	34.725	105.1	29:15.080
14	1:57.028	34.146	49.212	33.670	102.7	31:12.108

**26** Olivier BREITTMAYER  
 Olivier BREITTMAYER LIGIER JS11/15 1979

1	2:28.750	57.145	57.427	34.178	80.8	2:28.750
---	----------	--------	--------	--------	------	----------



# 15<sup>e</sup> GRAND PRIX DE MONACO HISTORIQUE | 24-26 AVRIL 2026



## RACE F GILLES VILLENEUVE - F1 Grand Prix cars 3L from 1977 to 1980

### Free Practice Sector Analysis

Lap under Red Flag

— Invalidated Lap

■ Personal Best

■ Session Best

B Crossing the pit lane

Tour Lap	Temps Time	Secteur 1 Sector 1	Secteur 2 Sector 2	Secteur 3 Sector 3	Vitesse Speed	Heure Elapsed
2	1:53.322	33.991	47.731	31.600	106.0	4:22.072
3	1:57.217	38.208	46.316	32.693	102.5	6:19.289
4	1:48.867	32.578	45.265	31.024	110.3	8:08.156
5	1:50.539	32.857	45.782	31.900	108.7	9:58.695
6	1:47.381	31.924	45.009	30.448	111.9	11:46.076
7	6:37.542 B	31.341	47.108	5:19.093	30.2	18:23.618
8	1:54.959	38.965	46.211	29.783	104.5	20:18.577
9	1:46.886	31.825	45.981	29.080	112.4	22:05.463
10	1:43.235	30.781	43.326	29.128	116.4	23:48.698
11	1:43.086	30.323	43.295	29.468	116.5	25:31.784
12	2:34.858 B	31.276	44.870	1:18.712	77.6	28:06.642
13	2:03.391	39.289	49.755	34.347	97.4	30:10.033

**28** **David SHAW**  
 David SHAW WILLIAMS FW06 1979

1	2:10.310	50.367	48.433	31.510	92.2	2:10.310
2	1:44.327	31.764	43.703	28.860	115.1	3:54.637
3	1:41.973	30.916	42.631	28.426	117.8	5:36.610
4	1:50.819	31.043	43.763	36.013	108.4	7:27.429
5	1:51.573	35.387	45.872	30.314	107.7	9:19.002
6	4:40.175 B	29.634	42.081	3:28.460	42.9	13:59.177
7	2:53.151	49.399	1:16.317	47.435	69.4	16:52.328
8	2:19.732	45.598	55.127	39.007	86.0	19:12.060
9	1:49.351	29.790	47.926	31.635	109.9	21:01.411
10	1:46.202	33.412	43.240	29.550	113.1	22:47.613
11	1:39.724	28.836	43.198	27.690	120.5	24:27.337
12	1:37.530	28.386	41.943	27.201	123.2	26:04.867
13	1:43.183	31.313	44.096	27.774	116.4	27:48.050
14	1:37.337	28.448	41.015	27.874	123.4	29:25.387
15	1:53.801	34.607	46.213	32.981	105.6	31:19.188

**29** **Bertrand GODIN**  
 Bertrand GODIN ARROWS A1B 1978

Tour Lap	Temps Time	Secteur 1 Sector 1	Secteur 2 Sector 2	Secteur 3 Sector 3	Vitesse Speed	Heure Elapsed
1	3:03.220	1:37.878	52.105	33.237	65.6	3:03.220
2	1:59.460	36.010	49.368	34.082	100.6	5:02.680
3	1:51.746	38.080	44.144	29.522	107.5	6:54.426
4	1:43.975	30.449	43.987	29.539	115.5	8:38.401
5	1:43.059	30.923	42.295	29.841	116.6	10:21.460
6	3:53.814 B	56.649	45.109	2:12.056	51.4	14:15.274
7	2:53.417	1:02.019	1:03.515	47.883	69.3	17:08.691
8	2:16.863	59.177	47.833	29.853	87.8	19:25.554
9	1:43.410	30.539	43.272	29.599	116.2	21:08.964
10	1:44.307	31.870	43.955	28.482	115.2	22:53.271
11	1:40.667	29.900	42.020	28.747	119.3	24:33.938
12	1:43.721	32.572	43.309	27.840	115.8	26:17.659
13	1:41.480	29.378	42.527	29.575	118.4	27:59.139
14	1:39.340	30.103	41.402	27.835	120.9	29:38.479
15	1:41.184	29.673	41.881	29.630	118.7	31:19.663

**30** ● **Kaishun KIHARA**  
 ● Kaishun KIHARA ARROWS A3 1980

1	3:10.311	1:38.688	53.015	38.608	63.1	3:10.311
---	----------	----------	--------	--------	------	----------

**31** **Craig DAVIES**  
 Ronald MAYDON LEC CRP1 1977

1	2:42.393	56.014	1:04.878	41.501	74.0	2:42.393
2	2:20.070	41.407	1:00.577	38.086	85.8	5:02.463
3	2:14.845	39.141	55.329	40.375	89.1	7:17.308
4	2:07.126	37.613	52.802	36.711	94.5	9:24.434
5	2:08.395	37.298	56.594	34.503	93.6	11:32.829
6	2:11.755	36.345	54.556	40.854	91.2	13:44.584
7	2:40.953	51.486	1:04.809	44.658	74.6	16:25.537
8	2:34.412	1:00.136	58.887	35.389	77.8	18:59.949
9	2:06.079	37.059	52.324	36.696	95.3	21:06.028
10	2:06.999	37.151	51.837	38.011	94.6	23:13.027
11	2:08.639	37.348	56.896	34.395	93.4	25:21.666



RACE F GILLES VILLENEUVE - F1 Grand Prix cars 3L from 1977 to 1980

Free Practice Sector Analysis





Lap under Red Flag

— Invalidated Lap

■ Personal Best

■ Session Best

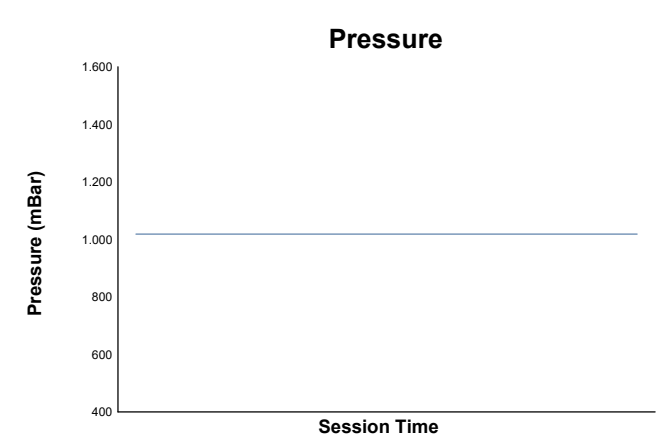
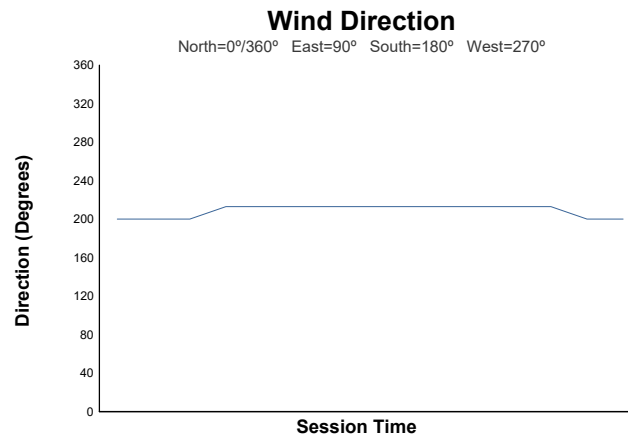
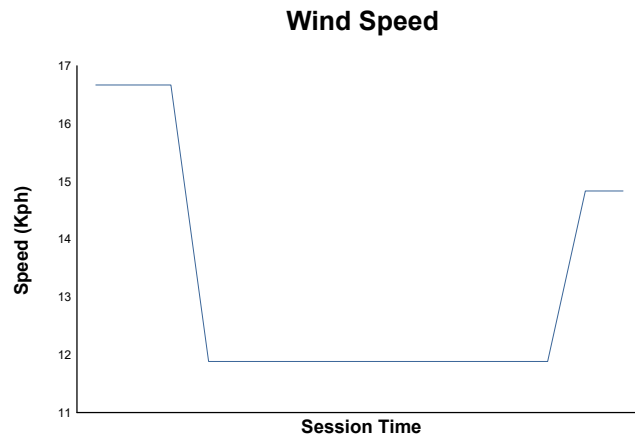
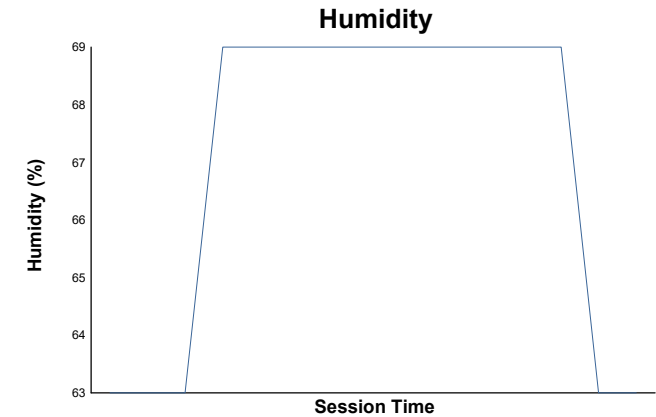
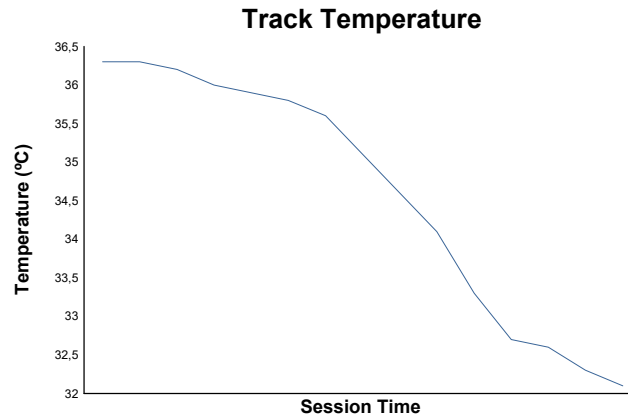
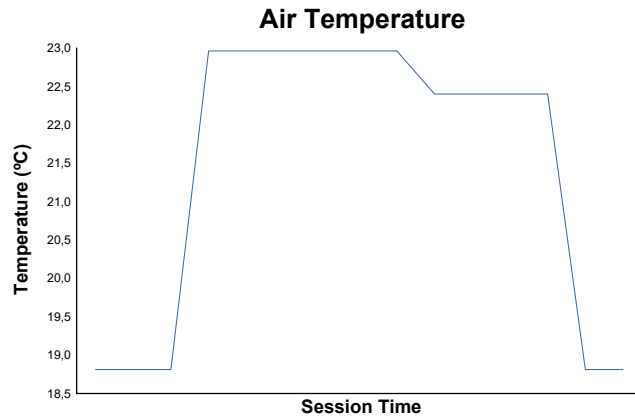
B Crossing the pit lane

Tour Lap	Temps Time	Secteur 1 Sector 1	Secteur 2 Sector 2	Secteur 3 Sector 3	Vitesse Speed	Heure Elapsed	Tour Lap	Temps Time	Secteur 1 Sector 1	Secteur 2 Sector 2	Secteur 3 Sector 3	Vitesse Speed	Heure Elapsed
12	1:58.358	35.136	49.763	33.459	101.5	27:20.024	10	1:38.938	28.499	41.082	29.357	121.4	22:19.186
13	2:04.334	35.456	53.568	35.310	96.6	29:24.358	11	1:37.590	28.329	41.519	27.742	123.1	23:56.776
14	2:02.876	36.505	50.173	36.198	97.8	31:27.234	12	1:37.108	28.197	40.914	27.997	123.7	25:33.884
<b>33</b>	 Dan GORE						13	1:38.648	28.404	41.419	28.825	121.8	27:12.532
	 Dan GORE					TYRRELL 10 1980	14	1:40.614	29.126	44.249	27.239	119.4	28:53.146
1	2:23.342	57.390	53.843	32.109	83.8	2:23.342	15	1:37.025	28.029	40.380	28.616	123.8	30:30.171
2	1:49.005	33.013	45.504	30.488	110.2	4:12.347							
3	1:46.582	33.457	43.990	29.135	112.7	5:58.929							
4	1:41.788	30.038	43.056	28.694	118.0	7:40.717							
5	1:47.035	30.065	44.581	32.389	112.2	9:27.752							
6	3:17.042 B	35.194	47.040	1:54.808	61.0	12:44.794							
7	2:45.921	42.644	1:04.980	58.297	72.4	15:30.715							
8	2:38.957	56.778	1:03.453	38.726	75.6	18:09.672							
9	1:46.189	32.792	44.471	28.926	113.1	19:55.861							
10	1:42.980	30.482	44.111	28.387	116.7	21:38.841							
11	1:40.399	29.611	42.529	28.259	119.7	23:19.240							
12	1:51.664	33.150	48.224	30.290	107.6	25:10.904							
13	1:45.100	29.922	46.968	28.210	114.3	26:56.004							
14	1:38.358	28.982	41.549	27.827	122.1	28:34.362							
15	1:37.924	28.821	41.253	27.850	122.7	30:12.286							
<b>34</b>	 Frederic ROUVIER												
	 AGS RACING					TYRRELL 10 1980							
1	2:21.992	56.656	53.505	31.831	84.6	2:21.992							
2	1:47.082	31.809	45.123	30.150	112.2	4:09.074							
3	1:44.336	31.766	43.934	28.636	115.1	5:53.410							
4	1:40.090	29.799	42.066	28.225	120.0	7:33.500							
5	1:50.070	31.966	46.846	31.258	109.1	9:23.570							
6	1:40.754	29.314	41.373	30.067	119.2	11:04.324							
7	1:41.935	29.893	42.073	29.969	117.9	12:46.259							
8	6:00.588 B	30.081	1:14.893	4:15.614	33.3	18:46.847							
9	1:53.401	34.760	43.198	35.443	105.9	20:40.248							



RACE F GILLES VILLENEUVE - F1 Grand Prix cars 3L from 1977 to 1980

Free Practice Weather Report



Track Status: **DRY**