



15^e GRAND PRIX DE MONACO HISTORIQUE | 24-26 AVRIL 2026



RACE F GILLES VILLENEUVE - F1 Grand Prix cars 3L from 1977 to 1980

Qualifying Practice Provisional Classification

Num Pilote No Driver	Nat Pil Dr Nat	Concurrent Competitor	Nat Con Com Nat	Classe Class	Marque Modèle - Année Type Model - Year	Temps Time	Tour Lap	Tours Laps	Ecart Gap	Vitesse Speed
1 24		LYONS, Michael		1	HESKETH 308E 1977	1:33.291	6	8	-	128.8
2 34		AGS RACING		2	TYRRELL 10 1980	1:33.575	12	13	+0.284	128.4
3 15		HANCOCK, Sam		2	FITTIPALDI F8 1980	1:33.601	14	14	+0.310	128.3
4 4		WRIGLEY, Philip Mike		1	TYRRELL 8 1978	1:34.821	10	13	+1.530	126.7
5 32		D'AUBREBY, Patrick		1	MARCH 761 1977	1:35.365	12	13	+2.074	126.0
6 29		GODIN, Bertrand		2	ARROWS A1B 1978	1:35.585	13	15	+2.294	125.7
7 *14		CONSTABLE, Jamie		1	FITTIPALDI F5A 1977	1:35.829	13	13	+2.538	125.4
8 33		GORE, Dan		2	TYRRELL 10 1980	1:36.282	4	14	+2.991	124.8
9 28		SHAW, David		2	WILLIAMS FW06 1979	1:36.587	12	15	+3.296	124.4
10 8		BREITTMAYER, Emile		1	WILLIAMS FW07B 1980	1:38.879	10	15	+5.588	121.5
11 7		CHROME CARS RACING		1	MCLAREN M26 1977	1:39.485	7	7	+6.194	120.8
12 10		MATILE, Nicolas		1	MARCH 771 1977	1:39.532	12	14	+6.241	120.7
13 19		DE LORENZI, Gianluca		2	SHADOW DN12 1980	1:40.542	8	8	+7.251	119.5
14 *27		CHAPMAN, Oliver		1	MARCH 761 1976	1:41.346	14	14	+8.055	118.5
15 3		LHERITIER, Fabrice		2	TYRRELL 9 1979	1:41.788	6	6	+8.497	118.0
16 25		MISTER JOHN OF B		2	LIGIER JS11/15 1979	1:42.078	11	13	+8.787	117.7
17 12		BROOKS, Steven		2	LOTUS 81 1980	1:42.593	7	8	+9.302	117.1
18 21		VAN EERD, Frits		2	FITTIPALDI F7 1980	1:43.344	7	14	+10.053	116.2
19 26		BREITTMAYER, Olivier		2	LIGIER JS11/15 1979	1:43.462	4	4	+10.171	116.1
20 17		LYNN, Shaun		1	SHADOW DN8 1977	1:44.199	9	9	+10.908	115.3
21 2		BODEN, Juergen		3	FERRARI 312 T5 1980	1:49.471	6	7	+16.180	109.7
22 30		KIHARA, Kaishun		2	ARROWS A3 1980	1:50.057	7	13	+16.766	109.2
23 11		BIAMINO, Luciano		2	LOTUS 81 1980	1:50.308	10	10	+17.017	108.9
24 22		TATTERSALL, Paul		2	ENSIGN N179 1979	1:52.471	11	12	+19.180	106.8
25 20		KIRK, Christian		1	WOLF WR1 1977	1:55.072	12	12	+21.781	104.4
■ Max. qual. time: 2:01.278										
31		MAYDON, Ronald		1	LEC CRP1 1977			1		



RACE F GILLES VILLENEUVE - F1 Grand Prix cars 3L from 1977 to 1980

Qualifying Practice Provisional Classification

Num Pilote No Driver	Nat Pil Dr Nat	Concurrent Competitor	Nat Con Com Nat	Classe Class	Marque Modèle - Année Type Model - Year	Temps Time	Tour Lap	Tours Laps	Ecart Gap	Vitesse Speed
-------------------------	-------------------	--------------------------	--------------------	-----------------	--	---------------	-------------	---------------	--------------	------------------

* CAR #14 AND #27 - Accepted to race in an "invitation" class - Art.12 - Supplementary Regulations and Bulletin N°1.1
 CAR 11 - LAP 6 DELETED DUE TO TRACK LIMITS
 CARS 3 AND 27 - LAP 7 DELETED DUE TO TRACK LIMITS
 CARS 15 AND 22 - LAP 8 DELETED DUE TO TRACK LIMITS
 CAR 28 - LAP 10 DELETED DUE TO TRACK LIMITS
 CAR 20 - LAPS 7 AND 9 DELETED DUE TO TRACK LIMITS
 CAR 30 - LAPS 9, 10 AND 11 DELETED DUE TO TRACK LIMITS
 CAR 10 - LAP 9 DELETED DUE TO TRACK LIMITS

Published at: 15:55

Track Status: **DRY**

Race Director: 	Timekeeper: Alberto ESTÉBANEZ 
--	--





RACE F GILLES VILLENEUVE - F1 Grand Prix cars 3L from 1977 to 1980

Qualifying Practice Best Sector Times

Pos	Secteur 1 Sector 1		Secteur 2 Sector 2		Secteur 3 Sector 3		Pos	Num Pilote No Driver	Tour Idéal-Ideal Lap	M.Tour-Best Lap
	Num Pilote No Driver	Temps Time	Num Pilote No Driver	Temps Time	Num Pilote No Driver	Temps Time				
1	24 M.LYONS	27.323	24 M.LYONS	38.985	34 F.ROUVIER	26.236	1	24 M.LYONS	1:32.943	1:33.291 (1)
2	15 S.HANCOCK	27.391	15 S.HANCOCK	39.329	24 M.LYONS	26.635	2	15 S.HANCOCK	1:33.388	1:33.601 (3)
3	32 P.D'AUBREBY	27.639	34 F.ROUVIER	39.496	15 S.HANCOCK	26.668	3	34 F.ROUVIER	1:33.567	1:33.575 (2)
4	34 F.ROUVIER	27.835	4 M.WRIGLEY	39.927	4 M.WRIGLEY	26.905	4	4 M.WRIGLEY	1:34.821	1:34.821 (4)
5	14 J.CONSTABLE	27.932	29 B.GODIN	40.019	28 D.SHAW	26.982	5	32 P.D'AUBREBY	1:34.997	1:35.365 (5)
6	4 M.WRIGLEY	27.989	32 P.D'AUBREBY	40.372	32 P.D'AUBREBY	26.986	6	29 B.GODIN	1:35.376	1:35.585 (6)
7	33 D.GORE	27.992	33 D.GORE	40.389	14 J.CONSTABLE	27.043	7	14 J.CONSTABLE	1:35.714	1:35.829 (7)
8	28 D.SHAW	28.064	28 D.SHAW	40.707	29 B.GODIN	27.051	8	28 D.SHAW	1:35.753	1:36.587 (9)
9	29 B.GODIN	28.306	14 J.CONSTABLE	40.739	33 D.GORE	27.416	9	33 D.GORE	1:35.797	1:36.282 (8)
10	12 S.BROOKS	28.550	7 C.DE QUESADA	41.033	8 E.BREITTMAYER	28.144	10	8 E.BREITTMAYER	1:38.120	1:38.879 (10)
11	8 E.BREITTMAYER	28.623	8 E.BREITTMAYER	41.353	19 G.DE LORENZI	28.390	11	10 N.MATILE	1:39.285	1:39.532 (12)
12	10 N.MATILE	29.027	12 S.BROOKS	41.578	10 N.MATILE	28.580	12	19 G.DE LORENZI	1:39.384	1:40.542 (13)
13	19 G.DE LORENZI	29.049	10 N.MATILE	41.678	27 O.CHAPMAN	28.702	13	12 S.BROOKS	1:39.397	1:42.593 (17)
14	7 C.DE QUESADA	29.396	19 G.DE LORENZI	41.945	21 F.VAN EERD	28.779	14	7 C.DE QUESADA	1:39.485	1:39.485 (11)
15	25 MISTER JOHN OF B	29.434	27 O.CHAPMAN	42.628	3 F.LHERITIER	28.855	15	25 MISTER JOHN OF B	1:41.312	1:42.078 (16)
16	3 F.LHERITIER	30.008	26 O.BREITTMAYER	42.718	17 S.LYNN	28.895	16	27 O.CHAPMAN	1:41.346	1:41.346 (14)
17	21 F.VAN EERD	30.013	3 F.LHERITIER	42.830	25 MISTER JOHN OF B	28.987	17	3 F.LHERITIER	1:41.693	1:41.788 (15)
18	27 O.CHAPMAN	30.016	25 MISTER JOHN OF B	42.891	7 C.DE QUESADA	29.056	18	21 F.VAN EERD	1:42.805	1:43.344 (18)
19	26 O.BREITTMAYER	30.484	17 S.LYNN	43.271	12 S.BROOKS	29.269	19	26 O.BREITTMAYER	1:43.020	1:43.462 (19)
20	30 K.KIHARA	30.968	21 F.VAN EERD	44.013	26 O.BREITTMAYER	29.818	20	17 S.LYNN	1:43.876	1:44.199 (20)
21	17 S.LYNN	31.710	30 K.KIHARA	44.944	2 J.BODEN	30.789	21	30 K.KIHARA	1:46.825	1:50.057 (22)
22	11 L.BIAMINO	31.790	22 P.TATTERSALL	44.963	30 K.KIHARA	30.913	22	2 J.BODEN	1:48.544	1:49.471 (21)
23	2 J.BODEN	31.868	2 J.BODEN	45.887	20 C.KIRK	31.651	23	22 P.TATTERSALL	1:50.139	1:52.471 (24)
24	22 P.TATTERSALL	32.906	11 L.BIAMINO	46.522	11 L.BIAMINO	31.996	24	11 L.BIAMINO	1:50.308	1:50.308 (23)
25	20 C.KIRK	34.730	20 C.KIRK	47.343	22 P.TATTERSALL	32.270	25	20 C.KIRK	1:53.724	1:55.072 (25)
26	31 C.DAVIES	36.637	31 C.DAVIES	55.243	31 C.DAVIES	36.705	26	31 C.DAVIES	2:08.585	



15^e GRAND PRIX DE MONACO HISTORIQUE | 24-26 AVRIL 2026



RACE F GILLES VILLENEUVE - F1 Grand Prix cars 3L from 1977 to 1980

Qualifying Practice Sector Analysis

Lap under Red Flag

— Invalidated Lap

■ Personal Best

■ Session Best

B Crossing the pit lane

Tour Lap	Temps Time	Secteur 1 Sector 1	Secteur 2 Sector 2	Secteur 3 Sector 3	Vitesse Speed	Heure Elapsed
2		Juergen BODEN		FERRARI 312 T5 1980		
		BODEN, Juergen				
1	3:14.001	1:44.006	55.092	34.903	61.9	3:14.001
2	1:50.487	32.472	46.592	31.423	108.7	5:04.488
3	1:52.443	31.868	46.510	34.065	106.8	6:56.931
4	1:52.919	32.498	46.754	33.667	106.4	8:49.850
5	1:53.716	33.122	47.480	33.114	105.6	10:43.566
6	1:49.471	32.034	46.648	30.789	109.7	12:33.037
7	1:50.035	32.776	45.887	31.372	109.2	14:23.072
3		Fabrice LHERITIER		TYRRELL 9 1979		
		LHERITIER, Fabrice				
1	2:36.403	1:10.127	50.753	35.523	76.8	2:36.403
2	1:44.656	31.593	43.295	29.768	114.8	4:21.059
3	1:41.987	30.008	42.830	29.149	117.8	6:03.046
4	1:43.830	30.296	43.430	30.104	115.7	7:46.876
5	1:44.912	31.731	43.671	29.510	114.5	9:31.788
6	1:41.788	30.036	42.897	28.855	118.0	11:13.576
4		Matthew WRIGLEY		TYRRELL 8 1978		
		WRIGLEY, Philip Mike				
1	3:30.443	1:59.449	55.696	35.298	57.1	3:30.443
2	1:46.648	31.383	44.310	30.955	112.6	5:17.091
3	1:39.263	28.821	41.022	29.420	121.0	6:56.354
4	3:34.135 B	29.420	47.493	2:17.222	56.1	10:30.489
5	2:01.021	43.981	46.052	30.988	99.3	12:31.510
6	1:37.100	28.323	40.970	27.807	123.7	14:08.610
7	1:37.743	28.779	40.480	28.484	122.9	15:46.353
8	1:37.138	28.482	40.248	28.408	123.7	17:23.491
9	1:35.627	28.053	40.597	26.977	125.6	18:59.118
10	1:34.821	27.989	39.927	26.905	126.7	20:33.939
11	2:07.160	34.609	57.042	35.509	94.5	22:41.099

Tour Lap	Temps Time	Secteur 1 Sector 1	Secteur 2 Sector 2	Secteur 3 Sector 3	Vitesse Speed	Heure Elapsed
12	1:35.493	28.198	40.219	27.076	125.8	24:16.592
13	2:01.773	36.631	51.712	33.430	98.7	26:18.365
7		Carlos DE QUESADA		MCLAREN M26 1977		
		CHROMECARS RACING				
1	2:42.126	1:24.247	46.293	31.586	74.1	2:42.126
2	1:47.692	32.818	42.747	32.127	111.6	4:29.818
3	1:40.821	30.174	41.114	29.533	119.2	6:10.639
4	2:37.497	1:17.308	46.722	33.467	76.3	8:48.136
5	1:49.450	31.685	47.184	30.581	109.8	10:37.586
6	1:44.755	31.533	43.911	29.311	114.7	12:22.341
7	1:39.485	29.396	41.033	29.056	120.8	14:01.826
8		Emile BREITMAYER		WILLIAMS FW07B 1980		
		BREITMAYER, Emile				
1	2:07.979	49.776	47.380	30.823	93.9	2:07.979
2	1:41.525	30.308	42.761	28.456	118.3	3:49.504
3	1:46.943	33.050	44.618	29.275	112.3	5:36.447
4	1:42.709	29.598	44.326	28.785	117.0	7:19.156
5	1:41.274	30.592	42.142	28.540	118.6	9:00.430
6	1:43.656	30.179	43.767	29.710	115.9	10:44.086
7	1:49.671	34.115	45.757	29.799	109.5	12:33.757
8	1:46.335	31.509	42.367	32.459	113.0	14:20.092
9	1:41.266	30.252	42.500	28.514	118.6	16:01.358
10	1:38.879	28.736	41.353	28.790	121.5	17:40.237
11	1:49.523	31.482	44.219	33.822	109.7	19:29.760
12	1:40.065	28.862	42.402	28.801	120.1	21:09.825
13	1:39.479	28.623	42.122	28.734	120.8	22:49.304
14	1:43.053	29.278	43.391	30.384	116.6	24:32.357
15	1:39.162	29.622	41.396	28.144	121.1	26:11.519
10		Nicolas MATILE		MARCH 771 1977		
		MATILE, Nicolas				



15^e GRAND PRIX DE MONACO HISTORIQUE | 24-26 AVRIL 2026



RACE F GILLES VILLENEUVE - F1 Grand Prix cars 3L from 1977 to 1980

Qualifying Practice Sector Analysis

Lap under Red Flag

— Invalidated Lap

■ Personal Best

■ Session Best

B Crossing the pit lane

Tour Lap	Temps Time	Secteur 1 Sector 1	Secteur 2 Sector 2	Secteur 3 Sector 3	Vitesse Speed	Heure Elapsed
1	2:57.760	1:25.621	56.279	35.860	67.6	2:57.760
2	2:00.110	37.511	47.885	34.714	100.0	4:57.870
3	1:48.502	31.193	47.233	30.076	110.7	6:46.372
4	1:55.989	32.923	48.914	34.152	103.6	8:42.361
5	1:44.614	30.759	44.094	29.761	114.8	10:26.975
6	1:41.794	29.987	42.846	28.961	118.0	12:08.769
7	1:41.039	29.174	42.634	29.231	118.9	13:49.808
8	1:43.411	30.160	43.396	29.855	116.2	15:33.219
9	1:55.956	30.499	48.954	36.503	103.6	17:29.175
10	1:40.572	29.839	42.153	28.580	119.4	19:09.747
11	2:04.993	37.102	52.979	34.912	96.1	21:14.740
12	1:39.532	29.244	41.678	28.610	120.7	22:54.272
13	1:40.397	29.027	42.041	29.329	119.7	24:34.669
14	2:05.485	38.720	50.808	35.957	95.7	26:40.154

11 **Luciano BIAMINO**
 BIAMINO, Luciano LOTUS 81 1980

1	2:41.611	1:10.907	53.813	36.891	74.3	2:41.611
2	2:01.639	36.181	51.343	34.115	98.8	4:43.250
3	1:57.528	34.899	49.168	33.461	102.2	6:40.778
4	2:02.862	36.777	50.115	35.970	97.8	8:43.640
5	1:59.963	34.972	51.203	33.788	100.1	10:43.603
6	1:57.877	35.169	47.268	35.440	101.9	12:41.480
7	1:53.701	32.800	48.173	32.728	105.7	14:35.181
8	1:55.433	33.433	49.296	32.704	104.1	16:30.614
9	1:51.678	32.961	46.608	32.109	107.6	18:22.292
10	1:50.308	31.790	46.522	31.996	108.9	20:12.600

12 **Steven BROOKS**
 BROOKS, Steven LOTUS 81 1980

1	2:58.439	1:30.298	52.536	35.605	67.3	2:58.439
2	1:56.078	32.265	48.422	35.391	103.5	4:54.517
3	2:06.795	29.558	55.911	41.326	94.7	7:01.312

4	1:45.584	29.642	44.285	31.657	113.8	8:46.896
5	1:50.007	32.404	45.088	32.515	109.2	10:36.903
6	1:45.082	31.882	43.931	29.269	114.3	12:21.985
7	1:42.593	28.550	41.578	32.465	117.1	14:04.578
8	14:53.066 B				13.5	28:57.644

14 **Jamie CONSTABLE**
 CONSTABLE, Jamie FITTIPALDI F5A 1977

1	2:48.467	1:18.566	53.489	36.412	71.3	2:48.467
2	2:05.030	33.039	56.745	35.246	96.1	4:53.497
3	2:00.811	29.649	52.301	38.861	99.4	6:54.308
4	3:11.124 B	30.776	46.369	1:53.979	62.9	10:05.432
5	1:50.894	35.293	45.860	29.741	108.3	11:56.326
6	1:39.730	28.429	41.591	29.710	120.5	13:36.056
7	1:37.051	28.201	41.281	27.569	123.8	15:13.107
8	1:37.389	28.586	41.320	27.483	123.4	16:50.496
9	1:38.490	28.142	41.120	29.228	122.0	18:28.986
10	1:37.777	28.144	42.029	27.604	122.9	20:06.763
11	1:38.611	28.334	41.152	29.125	121.8	21:45.374
12	1:36.113	28.016	41.054	27.043	125.0	23:21.487
13	1:35.829	27.932	40.739	27.158	125.4	24:57.316

15 **Sam HANCOCK**
 HANCOCK, Sam FITTIPALDI F8 1980

1	2:20.323	1:00.701	45.409	34.213	85.6	2:20.323
2	1:44.453	28.416	40.752	35.285	115.0	4:04.776
3	1:38.149	27.813	41.841	28.495	122.4	5:42.925
4	1:44.335	27.525	42.786	34.024	115.1	7:27.260
5	1:35.965	28.095	40.558	27.312	125.2	9:03.225
6	1:54.661	29.388	50.216	35.057	104.8	10:57.886
7	1:59.720	27.953	47.306	44.461	100.3	12:57.606
8	1:51.561	27.761	45.932	37.868	107.7	14:49.167
9	1:45.613	27.914	47.352	30.347	113.7	16:34.780



15^e GRAND PRIX DE MONACO HISTORIQUE | 24-26 AVRIL 2026



RACE F GILLES VILLENEUVE - F1 Grand Prix cars 3L from 1977 to 1980

Qualifying Practice Sector Analysis

Lap under Red Flag

— Invalidated Lap

■ Personal Best

■ Session Best

B Crossing the pit lane

Tour Lap	Temps Time	Secteur 1 Sector 1	Secteur 2 Sector 2	Secteur 3 Sector 3	Vitesse Speed	Heure Elapsed
10	1:43.660	28.086	39.935	35.639	115.9	18:18.440
11	1:33.994	27.391	39.935	26.668	127.8	19:52.434
12	1:59.003	33.798	54.907	30.298	100.9	21:51.437
13	1:44.166	32.066	44.112	27.988	115.3	23:35.603
14	1:33.601	27.403	39.329	26.869	128.3	25:09.204

17 Shaun LYNN
LYNN, Shaun SHADOW DN8 1977

1	2:44.373	1:14.826	52.713	36.834	73.1	2:44.373
2	1:59.361	35.873	49.639	33.849	100.6	4:43.734
3	1:57.488	34.971	48.975	33.542	102.3	6:41.222
4	2:22.153 B	37.053	52.307	52.793	84.5	9:03.375
5	1:56.404	36.756	46.777	32.871	103.2	10:59.779
6	1:45.263	31.710	44.079	29.474	114.1	12:45.042
7	1:50.882	33.721	45.775	31.386	108.3	14:35.924
8	1:50.077	33.174	45.836	31.067	109.1	16:26.001
9	1:44.199	32.033	43.271	28.895	115.3	18:10.200

19 Gianluca DE LORENZI
DE LORENZI, Gianluca SHADOW DN12 1980

1	3:01.689	1:33.949	54.207	33.533	66.1	3:01.689
2	1:53.870	32.167	45.833	35.870	105.5	4:55.559
3	2:19.663 B	29.843	55.715	54.105	86.0	7:15.222
4	1:50.298	36.937	44.219	29.142	108.9	9:05.520
5	1:41.538	29.750	43.398	28.390	118.3	10:47.058
6	3:38.119 B	32.262	47.983	2:17.874	55.1	14:25.177
7	3:12.981	1:55.892	45.406	31.683	62.3	17:38.158
8	1:40.542	29.049	41.945	29.548	119.5	19:18.700

20 Christian KIRK
KIRK, Christian WOLF WR1 1977

1	3:14.901	1:42.225	55.683	36.993	61.6	3:14.901
2	2:07.181	37.712	54.106	35.363	94.5	5:22.082

3	2:09.785	38.267	53.842	37.676	92.6	7:31.867
4	2:06.694	38.394	53.071	35.229	94.8	9:38.561
5	2:03.476	38.096	51.920	33.460	97.3	11:42.037
6	2:03.042	37.687	52.378	32.977	97.6	13:45.079
7	2:02.261	37.150	49.466	35.645	98.3	15:47.340
8	2:01.151	37.874	50.486	32.791	99.2	17:48.491
9	1:57.734	35.408	47.343	34.983	102.0	19:46.225
10	2:00.152	36.108	49.793	34.251	100.0	21:46.377
11	2:00.310	38.235	50.047	32.028	99.9	23:46.687
12	1:55.072	34.730	48.691	31.651	104.4	25:41.759

21 Frits VAN EERD
VAN EERD, Frits FITTIPALDI F7 1980

1	2:49.383	1:25.170	50.271	33.942	70.9	2:49.383
2	1:57.129	35.941	50.110	31.078	102.6	4:46.512
3	1:55.909	33.396	50.270	32.243	103.6	6:42.421
4	2:01.456	38.076	48.301	35.079	98.9	8:43.877
5	1:45.989	32.047	44.996	28.946	113.3	10:29.866
6	1:43.768	30.849	44.013	28.906	115.8	12:13.634
7	1:43.344	30.546	44.019	28.779	116.2	13:56.978
8	1:47.167	30.013	45.989	31.165	112.1	15:44.145
9	1:46.170	30.489	46.238	29.443	113.2	17:30.315
10	1:44.218	30.471	44.582	29.165	115.3	19:14.533
11	1:44.507	30.162	45.152	29.193	115.0	20:59.040
12	1:47.446	31.361	46.007	30.078	111.8	22:46.486
13	1:46.981	30.375	44.468	32.138	112.3	24:33.467
14	1:48.156	31.889	45.360	30.907	111.1	26:21.623

22 Paul TATTERSALL
TATTERSALL, Paul ENSIGN N179 1979

1	2:37.419	1:05.786	54.627	37.006	76.3	2:37.419
2	2:05.213	39.184	51.564	34.465	95.9	4:42.632
3	1:57.989	34.787	49.476	33.726	101.8	6:40.621



15^e GRAND PRIX DE MONACO HISTORIQUE | 24-26 AVRIL 2026



RACE F GILLES VILLENEUVE - F1 Grand Prix cars 3L from 1977 to 1980

Qualifying Practice Sector Analysis

Lap under Red Flag — Invalidated Lap ■ Personal Best ■ Session Best B Crossing the pit lane

Tour Lap	Temps Time	Secteur 1 Sector 1	Secteur 2 Sector 2	Secteur 3 Sector 3	Vitesse Speed	Heure Elapsed
4	3:45.023 B	36.370	50.211	2:18.442	53.4	10:25.644
5	2:12.120	45.290	52.577	34.253	90.9	12:37.764
6	2:01.737	35.449	51.969	34.319	98.7	14:39.501
7	1:59.477	34.365	51.744	33.368	100.5	16:38.978
8	1:52.695	33.731	44.963	34.001	106.6	18:31.673
9	1:52.676	33.269	46.935	32.472	106.6	20:24.349
10	1:54.199	33.935	47.080	33.184	105.2	22:18.548
11	1:52.471	32.906	47.280	32.285	106.8	24:11.019
12	1:52.654	33.106	47.278	32.270	106.6	26:03.673

24 **Michael LYONS**
 LYONS, Michael HESKETH 308E 1977

1	2:41.108	1:23.639	46.352	31.117	74.6	2:41.108
2	1:47.889	31.479	40.675	35.735	111.3	4:28.997
3	1:33.887	27.616	38.985	27.286	128.0	6:02.884
4	1:34.057	27.708	39.544	26.805	127.7	7:36.941
5	1:53.842	30.430	49.918	33.494	105.5	9:30.783
6	1:33.291	27.323	39.333	26.635	128.8	11:04.074
7	4:40.027 B	28.123	43.808	3:28.096	42.9	15:44.101
8	1:49.791	34.859	42.756	32.176	109.4	17:33.892

25 **MISTER JOHN OF B**
 MISTER JOHN OF B LIGIER JS11/15 1979

1	2:50.140	1:26.305	49.976	33.859	70.6	2:50.140
2	1:55.449	34.563	49.983	30.903	104.1	4:45.589
3	1:56.210	33.440	49.735	33.035	103.4	6:41.799
4	2:04.855	40.876	49.236	34.743	96.2	8:46.654
5	1:44.474	31.153	43.772	29.549	115.0	10:31.128
6	1:44.315	30.505	44.324	29.486	115.2	12:15.443
7	1:42.660	29.901	43.561	29.198	117.0	13:58.103
8	1:43.296	29.551	44.123	29.622	116.3	15:41.399
9	1:42.179	29.434	43.091	29.654	117.6	17:23.578
10	1:42.787	30.133	43.383	29.271	116.9	19:06.365

11	1:42.078	29.483	43.608	28.987	117.7	20:48.443
12	3:32.287 B	29.512	42.891	2:19.884	56.6	24:20.730
13	1:58.520	42.639	46.114	29.767	101.4	26:19.250

26 **Olivier BREITTMAYER**
 BREITTMAYER, Olivier LIGIER JS11/15 1979

1	2:12.498	52.332	48.733	31.433	90.7	2:12.498
2	1:44.334	30.951	43.565	29.818	115.1	3:56.832
3	1:47.994	32.085	45.253	30.656	111.2	5:44.826
4	1:43.462	30.484	42.718	30.260	116.1	7:28.288

27 **Oliver CHAPMAN**
 CHAPMAN, Oliver MARCH 761 1976

1	2:21.391	59.989	48.058	33.344	85.0	2:21.391
2	1:50.960	32.853	46.865	31.242	108.3	4:12.351
3	1:46.941	32.059	44.873	30.009	112.3	5:59.292
4	1:47.208	31.733	45.083	30.392	112.1	7:46.500
5	1:49.246	33.423	44.399	31.424	110.0	9:35.746
6	1:44.899	31.384	44.141	29.374	114.5	11:20.645
7	1:45.642	31.208	43.613	30.821	113.7	13:06.287
8	1:45.277	30.897	44.388	29.992	114.1	14:51.564
9	1:44.828	31.083	43.917	29.828	114.6	16:36.392
10	1:44.070	30.473	43.821	29.776	115.4	18:20.462
11	1:46.215	30.481	44.862	30.872	113.1	20:06.677
12	1:46.703	31.896	44.606	30.201	112.6	21:53.380
13	1:43.739	30.904	43.775	29.060	115.8	23:37.119
14	1:41.346	30.016	42.628	28.702	118.5	25:18.465

28 **David SHAW**
 SHAW, David WILLIAMS FW06 1979

1	2:06.555	46.118	49.298	31.139	94.9	2:06.555
2	1:41.018	30.568	42.324	28.126	118.9	3:47.573
3	1:39.478	29.365	42.186	27.927	120.8	5:27.051



15^e GRAND PRIX DE MONACO HISTORIQUE | 24-26 AVRIL 2026



RACE F GILLES VILLENEUVE - F1 Grand Prix cars 3L from 1977 to 1980

Qualifying Practice Sector Analysis

Lap under Red Flag

— Invalidated Lap

■ Personal Best

■ Session Best

B Crossing the pit lane

Tour Lap	Temps Time	Secteur 1 Sector 1	Secteur 2 Sector 2	Secteur 3 Sector 3	Vitesse Speed	Heure Elapsed	Tour Lap	Temps Time	Secteur 1 Sector 1	Secteur 2 Sector 2	Secteur 3 Sector 3	Vitesse Speed	Heure Elapsed
4	1:38.668	29.645	41.658	27.365	121.8	7:05.719	1	3:45.683 B	1:21.706	53.062	1:30.915	53.2	3:45.683
5	1:48.938	28.992	41.921	38.025	110.3	8:54.657	2	2:08.636	41.070	52.595	34.971	93.4	5:54.319
6	2:00.854	30.422	53.257	37.175	99.4	10:55.511	3	1:56.179	33.252	48.105	34.822	103.4	7:50.498
7	1:42.369	29.060	42.074	31.235	117.4	12:37.880	4	1:57.390	33.870	50.861	32.659	102.3	9:47.888
8	1:54.340	33.269	50.035	31.036	105.1	14:32.220	5	1:54.776	33.552	47.739	33.485	104.7	11:42.664
9	1:38.021	29.068	41.304	27.649	122.6	16:10.241	6	1:53.779	34.394	46.854	32.531	105.6	13:36.443
10	1:37.734	28.428	41.036	28.270	122.9	17:47.975	7	1:50.057	31.878	46.211	31.968	109.2	15:26.500
11	1:38.077	28.133	41.121	28.823	122.5	19:26.052	8	1:51.055	33.653	45.916	31.486	108.2	17:17.555
12	1:36.587	28.369	41.236	26.982	124.4	21:02.639	9	1:49.940	32.049	45.384	32.507	109.3	19:07.495
13	1:50.914	28.948	48.480	33.486	108.3	22:53.553	10	1:49.123	30.968	44.944	33.211	110.1	20:56.618
14	1:44.829	28.064	40.707	36.058	114.6	24:38.382	11	2:03.847	34.688	52.579	36.580	97.0	23:00.465
15	1:48.360	29.865	43.629	34.866	110.9	26:26.742	12	1:53.132	34.570	46.294	32.268	106.2	24:53.597
							13	1:54.914	37.147	46.854	30.913	104.5	26:48.511

29 🇨🇦 Bertrand GODIN
 🇨🇦 GODIN, Bertrand ARROWS A1B 1978

1	2:39.047	1:13.207	52.107	33.733	75.5	2:39.047
2	1:52.045	35.859	44.611	31.575	107.2	4:31.092
3	1:41.132	30.847	41.983	28.302	118.8	6:12.224
4	1:41.852	30.423	42.945	28.484	117.9	7:54.076
5	1:46.988	31.466	46.915	28.607	112.3	9:41.064
6	1:42.006	32.036	41.974	27.996	117.8	11:23.070
7	1:42.006	29.745	43.503	28.758	117.8	13:05.076
8	1:38.854	29.282	41.149	28.423	121.5	14:43.930
9	1:44.475	31.492	42.915	30.068	115.0	16:28.405
10	1:42.104	30.256	43.765	28.083	117.7	18:10.509
11	1:39.727	30.993	40.872	27.862	120.5	19:50.236
12	1:36.780	29.236	40.356	27.188	124.1	21:27.016
13	1:35.585	28.306	40.019	27.260	125.7	23:02.601
14	1:37.562	30.373	40.138	27.051	123.1	24:40.163
15	1:54.487	29.686	50.122	34.679	104.9	26:34.650

30 ● Kaishun KIHARA
 ● KIHARA, Kaishun ARROWS A3 1980

31 🇬🇧 Craig DAVIES
 🇬🇧 MAYDON, Ronald LEC CRP1 1977

1	3:15.234	1:43.286	55.243	36.705	61.5	3:15.234
---	----------	----------	--------	--------	------	----------

32 🇫🇷 Patrick D'AUBREBY
 🇫🇷 D'AUBREBY, Patrick MARCH 761 1977

1	2:15.763	58.554	45.606	31.603	88.5	2:15.763
2	1:41.280	30.480	42.535	28.265	118.6	3:57.043
3	1:44.947	30.205	44.968	29.774	114.5	5:41.990
4	1:47.213	30.068	42.417	34.728	112.0	7:29.203
5	1:43.443	30.225	41.799	31.419	116.1	9:12.646
6	1:45.777	28.761	44.960	32.056	113.6	10:58.423
7	4:53.804 B	28.537	41.731	3:43.536	40.9	15:52.227
8	1:47.317	34.076	44.566	28.675	111.9	17:39.544
9	1:43.736	28.562	45.431	29.743	115.8	19:23.280
10	1:37.608	28.313	41.763	27.532	123.1	21:00.888
11	1:41.686	30.050	43.307	28.329	118.1	22:42.574
12	1:35.365	27.892	40.372	27.101	126.0	24:17.939
13	1:35.650	27.639	41.025	26.986	125.6	25:53.589



15^e GRAND PRIX DE MONACO HISTORIQUE | 24-26 AVRIL 2026



RACE F GILLES VILLENEUVE - F1 Grand Prix cars 3L from 1977 to 1980

Qualifying Practice Sector Analysis

Lap under Red Flag

— Invalidated Lap

■ Personal Best

■ Session Best

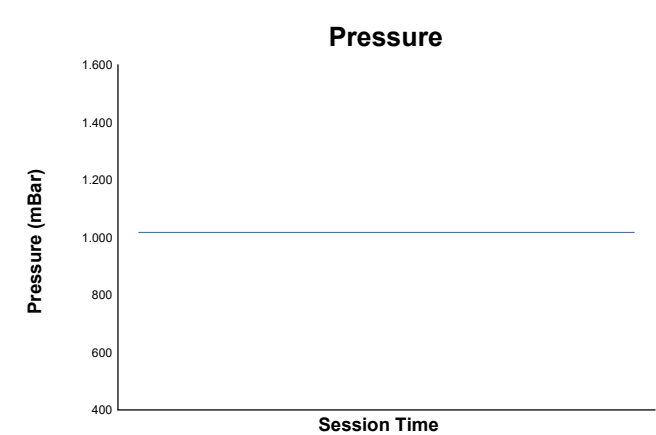
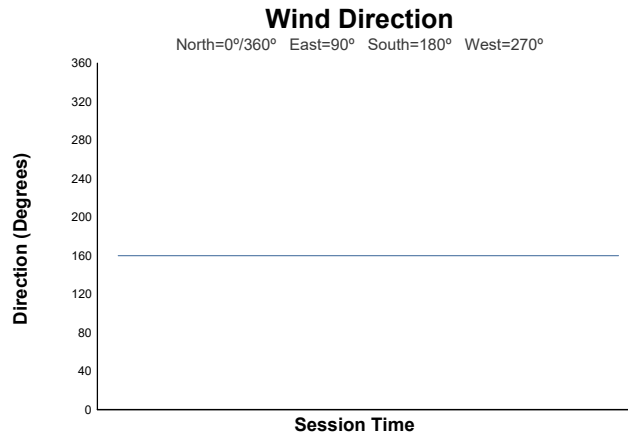
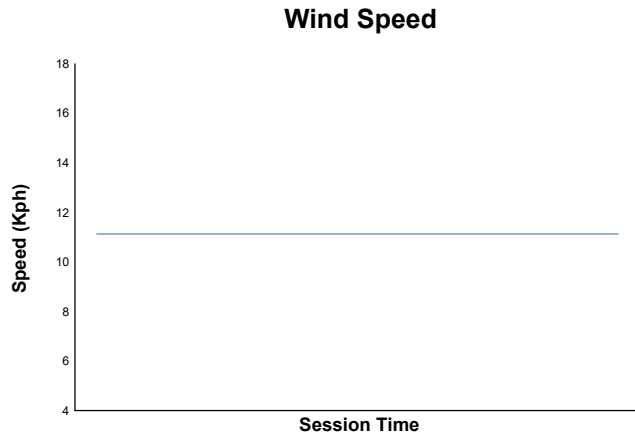
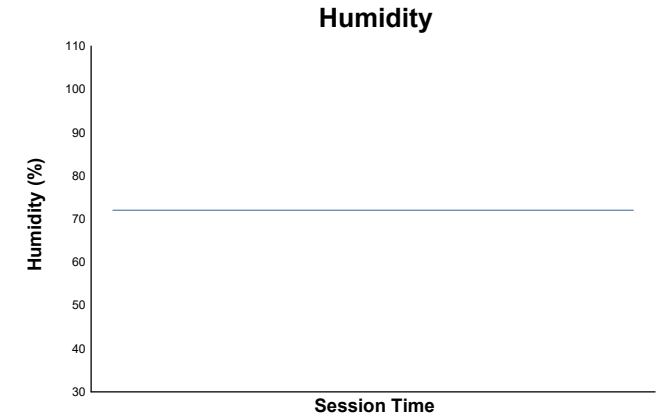
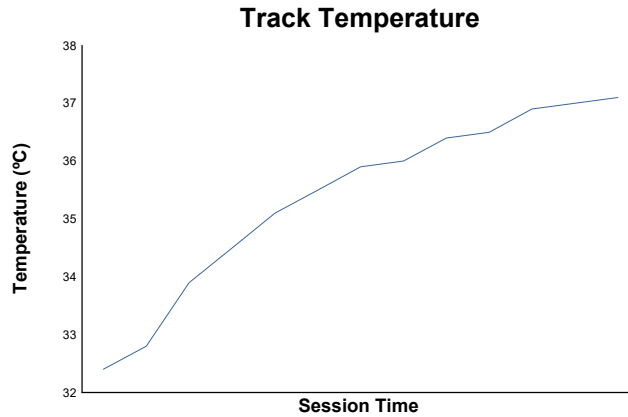
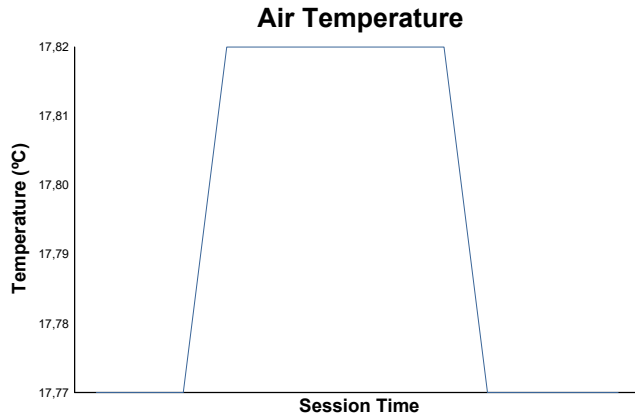
B Crossing the pit lane

Tour Lap	Temps Time	Secteur 1 Sector 1	Secteur 2 Sector 2	Secteur 3 Sector 3	Vitesse Speed	Heure Elapsed	Tour Lap	Temps Time	Secteur 1 Sector 1	Secteur 2 Sector 2	Secteur 3 Sector 3	Vitesse Speed	Heure Elapsed	
33	Dan GORE									TYRRELL 10 1980				
	GORE, Dan													
1	2:09.409	52.856	45.636	30.917	92.8	2:09.409								
2	1:40.647	29.322	42.696	28.629	119.4	3:50.056								
3	1:41.031	29.760	42.117	29.154	118.9	5:31.087								
4	1:36.282	28.310	40.556	27.416	124.8	7:07.369								
5	1:41.965	29.116	41.216	31.633	117.8	8:49.334								
6	1:51.543	31.477	48.434	31.632	107.7	10:40.877								
7	1:48.359	29.120	43.551	35.688	110.9	12:29.236								
8	1:40.997	28.540	41.728	30.729	118.9	14:10.233								
9	1:37.611	28.686	41.475	27.450	123.1	15:47.844								
10	1:48.719	32.458	43.209	33.052	110.5	17:36.563								
11	2:40.785	28.120	43.327	1:29.338	74.7	20:17.348								
12	1:41.921	30.779	41.315	29.827	117.9	21:59.269								
13	1:42.584	27.992	41.790	32.802	117.1	23:41.853								
14	1:36.738	28.067	40.389	28.282	124.2	25:18.591								
34	Frederic ROUVIER									TYRRELL 10 1980				
	AGS RACING													
1	2:03.416	50.187	44.598	28.631	97.3	2:03.416								
2	1:35.856	28.158	40.995	26.703	125.3	3:39.272								
3	1:35.858	28.206	40.252	27.400	125.3	5:15.130								
4	1:39.098	28.023	40.200	30.875	121.2	6:54.228								
5	1:45.592	30.067	44.823	30.702	113.8	8:39.820								
6	1:34.779	28.250	39.837	26.692	126.7	10:14.599								
7	1:34.566	28.117	40.132	26.317	127.0	11:49.165								
8	1:38.259	29.309	41.913	27.037	122.3	13:27.424								
9	1:34.052	27.835	39.745	26.472	127.7	15:01.476								
10	5:28.041 B	31.228	45.349	4:11.464	36.6	20:29.517								
11	1:46.359	37.006	40.851	28.502	112.9	22:15.876								
12	1:33.575	27.843	39.496	26.236	128.4	23:49.451								
13	1:35.293	29.070	39.827	26.396	126.1	25:24.744								



RACE F GILLES VILLENEUVE - F1 Grand Prix cars 3L from 1977 to 1980

Qualifying Practice Weather Report



Track Status: **DRY**