



15^e GRAND PRIX DE MONACO HISTORIQUE | 24-26 AVRIL 2026



RACE F GILLES VILLENEUVE - F1 Grand Prix cars 3L from 1977 to 1980

Race Final Classification Amended

Amended

Num Pilote No Driver	Nat Pil Dr Nat	Concurrent Competitor	Nat Con Com Nat	Marque Modèle - Année Type Model - Year	Classe Class	Tours	Temps Total Time	Ecart Gap	Vitess e	M.Tour-Best Lap		
										Temps Time	Vitesse Speed	
1 24 LYONS, Michael		LYONS, Michael		HESKETH 308E 1977	1	18	30:14.254	-	119.2	17	1:32.713	129.6
2 34 ROUVIER, Frederic		AGS RACING		TYRRELL 10 1980	2	18	30:19.245	+4.991	118.9	18	1:32.649	129.7
3 15 HANCOCK, Sam		HANCOCK, Sam		FITTIPALDI F8 1980	2	18	30:19.843	+5.589	118.8	18	1:32.751	129.5
4 29 GODIN, Bertrand		GODIN, Bertrand		ARROWS A1B 1978	2	18	30:36.969	+22.715	117.7	9	1:34.005	127.8
5 4 WRIGLEY, Matthew		WRIGLEY, Philip Mike		TYRRELL 8 1978	1	18	30:43.286	+29.032	117.3	9	1:34.821	126.7
6 32 D'AUBREY, Patrick		D'AUBREY, Patrick		MARCH 761 1977	1	18	30:47.671	+33.417	117.0	8	1:34.419	127.2
7 14 CONSTABLE, Jamie		CONSTABLE, Jamie		FITTIPALDI F5A 1977	1	18	30:57.744	+43.490	116.4	17	1:35.116	126.3
8 28 SHAW, David		SHAW, David		WILLIAMS FW06 1979	2	18	31:07.192	+52.938	115.8	18	1:34.217	127.5
9 27 CHAPMAN, Oliver		CHAPMAN, Oliver		MARCH 761 1976	1	18	31:44.688	+1:30.434	113.5	13	1:38.193	122.3
10 8 BREITTMAYER, Emile		BREITTMAYER, Emile		WILLIAMS FW07B 1980	1	18	31:45.180	+1:30.926	113.5	16	1:38.017	122.6
11 3 LHERITIER, Fabrice		LHERITIER, Fabrice		TYRRELL 9 1979	2	18	31:47.166	+1:32.912	113.4	16	1:37.505	123.2
12 7 DE QUESADA, Carlos		CHROME CARS RACING		MCLAREN M26 1977	1	18	31:58.713	+1:44.459	112.7	9	1:36.896	124.0
13 21 VAN EERD, Frits		VAN EERD, Frits		FITTIPALDI F7 1980	2	17	30:46.127	1 Tour	110.6	10	1:41.354	118.5
14 10 MATILE, Nicolas		MATILE, Nicolas		MARCH 771 1977	1	17	30:55.168	1 Tour	110.1	10	1:41.103	118.8
15 26 BREITTMAYER, Olivier		BREITTMAYER, Olivier		LIGIER JS11/15 1979	2	17	31:00.716	1 Tour	109.8	11	1:42.195	117.6
16 17 LYNN, Shaun		LYNN, Shaun		SHADOW DN8 1977	1	17	31:22.694	1 Tour	108.5	10	1:42.819	116.8
17 2 BODEN, Juergen		BODEN, Juergen		FERRARI 312 T5 1980	3	17	31:26.583	1 Tour	108.3	17	1:43.410	116.2
18 30 KIHARA, Kaishun		KIHARA, Kaishun		ARROWS A3 1980	2	17	31:28.065	1 Tour	108.2	10	1:44.156	115.3
19 31 DAVIES, Craig		MAYDON, Ronald		LEC CRP1 1977	1	16	30:57.248	2 Tours	103.5	5	1:49.556	109.7
20 22 TATTERSALL, Paul		TATTERSALL, Paul		ENSIGN N179 1979	2	15	31:24.993	3 Tours	95.6	15	1:51.985	107.3
21 20 KIRK, Christian		KIRK, Christian		WOLF WR1 1977	1	15	31:49.158	3 Tours	94.4	11	1:55.438	104.1
22 11 BIAMINO, Luciano		BIAMINO, Luciano		LOTUS 81 1980	2	11	22:26.026	7 Tours	98.2	9	1:46.853	112.4
23 19 DE LORENZI, Gianluca		DE LORENZI, Gianluca		SHADOW DN12 1980	2	4	8:20.289	14 Tours	96.1	2	2:04.365	96.6
24 33 GORE, Dan		GORE, Dan		TYRRELL 10 1980	2	1	1:45.739	17 Tours	113.6			
25 25 MISTER JOHN OF B,		MISTER JOHN OF B		LIGIER JS11/15 1979	2	1	1:53.550	17 Tours	105.8			
■ Not Started												
12 BROOKS, Steven		BROOKS, Steven		LOTUS 81 1980	2							



15^e GRAND PRIX DE MONACO HISTORIQUE | 24-26 AVRIL 2026



RACE F GILLES VILLENEUVE - F1 Grand Prix cars 3L from 1977 to 1980

Race Final Classification

Amended

Num Pilote No Driver	Nat Pil Dr Nat	Concurrent Competitor	Nat Con Com Nat	Marque Modèle - Année Type Model - Year	Classe Class	Tours	Temps Total Time	Ecart Gap	M.Tour-Best Lap		
									Vitesse e	Temps Time	Vitesse Speed

CAR 22 - DRIVE THROUGH CONVERTED TO TIME PENALTY OF 25 SECONDS - STEWARDS DECISION N°12
 CAR 7 - DRIVE THROUGH CONVERTED TO TIME PENALTY OF 25 SECONDS - STEWARDS DECISION N°13

Published at: 18:40

Track Status: **DRY**

Stewards:  A. VIVALDA - Chairman of the Stewards			 C. CALEGARI - Steward			 P. LONGONI - Steward			Timekeeper: Alberto ESTÉBANEZ 		
--	--	--	--	--	--	--	--	--	--	--	--





RACE F GILLES VILLENEUVE - F1 Grand Prix cars 3L from 1977 to 1980

Race Lap Chart

Num No	Pos	Grid	Tours - Laps																	
			1	2	3	4	5	6	7	8	9	10	11	12	13	14	15	16	17	18
24	1	24	24	24	24	24	24	24	24	24	24	24	24	24	24	24	24	24	24	24
34	2	34	34	34	34	34	34	34	34	34	34	34	34	34	34	34	34	34	34	34
15	3	15	15	15	15	15	15	15	15	15	15	15	15	15	15	15	15	15	15	15
4	4	4	29	29	29	29	29	29	29	29	29	29	29	29	29	29	29	29	4	29
32	5	32	4	4	4	4	4	4	4	4	4	4	4	4	4	4	4	4	29	4
29	6	29	32	14	14	14	14	14	14	14	14	14	14	14	14	14	32	32	32	32
14	7	14	14	32	32	7	7	7	32	32	32	32	32	32	32	14	14	14	14	14
33	8	33	33	28	28	32	32	32	7	7	7	7	7	28	28	28	28	28	28	28
28	9	28	28	7	7	28	28	28	28	28	28	28	28	7	7	7	7	7	7	7
8	10	8	7	19	19	19	19	27	27	27	27	27	27	27	27	27	27	27	27	27
7	11	7	19	27	27	27	8	8	8	8	8	8	8	8	8	8	8	8	8	8
10	12	10	27	8	8	8	3	3	3	3	3	3	3	3	3	3	3	3	3	3
19	13	19	8	3	3	3	21	21	21	21	21	21	21	21	21	21	21	21	21	21
27	14	27	3	21	21	21	26	26	26	26	26	26	26	26	10	10	10	10	10	10
3	15	3	25	26	26	26	10	10	10	10	10	10	10	10	10	26	26	26	26	26
25	16	25	21	10	10	10	17	17	17	17	17	17	17	17	17	17	17	17	17	17
12	17	12	26	2	2	17	2	2	2	2	2	2	2	2	2	2	2	2	2	2
21	18	21	10	17	17	2	30	30	30	30	30	30	30	30	30	30	30	30	30	30
26	19	26	2	30	30	30	31	31	31	31	31	31	31	31	31	31	31	31	31	31
2	20	2	17	31	31	31	11	11	11	11	11	11	11	22	22	22	22			
30	21	30	30	20	20	20	22	22	22	22	22	22	22	20	20	20	20			
11	22	11	31	22	22	22	20	20	20	20	20	20	20							
22	23	22	20	11	11	11														
20	24	20	22																	
17	25	17	11																	
31	26	31																		





RACE F GILLES VILLENEUVE - F1 Grand Prix cars 3L from 1977 to 1980

Race Best Sector Times

Pos	Secteur 1 Sector 1		Secteur 2 Sector 2		Secteur 3 Sector 3		Pos	Num Pilote No Driver	Tour Idéal-Ideal Lap	M.Tour-Best Lap
	Num Pilote No Driver	Temps Time	Num Pilote No Driver	Temps Time	Num Pilote No Driver	Temps Time				
1	15 S.HANCOCK	26.983	24 M.LYONS	38.905	15 S.HANCOCK	26.082	1	15 S.HANCOCK	1:32.246	1:32.751 (3)
2	34 F.ROUVIER	27.017	15 S.HANCOCK	39.181	34 F.ROUVIER	26.218	2	34 F.ROUVIER	1:32.507	1:32.649 (1)
3	24 M.LYONS	27.044	29 B.GODIN	39.192	29 B.GODIN	26.286	3	24 M.LYONS	1:32.515	1:32.713 (2)
4	32 P.D'AUBREBY	27.253	34 F.ROUVIER	39.272	32 P.D'AUBREBY	26.439	4	29 B.GODIN	1:33.227	1:34.005 (4)
5	4 M.WRIGLEY	27.458	28 D.SHAW	39.622	28 D.SHAW	26.552	5	32 P.D'AUBREBY	1:33.393	1:34.419 (6)
6	29 B.GODIN	27.749	32 P.D'AUBREBY	39.701	24 M.LYONS	26.566	6	4 M.WRIGLEY	1:33.938	1:34.821 (7)
7	14 J.CONSTABLE	27.758	4 M.WRIGLEY	39.795	4 M.WRIGLEY	26.685	7	28 D.SHAW	1:34.217	1:34.217 (5)
8	28 D.SHAW	28.043	14 J.CONSTABLE	40.387	14 J.CONSTABLE	26.792	8	14 J.CONSTABLE	1:34.937	1:35.116 (8)
9	3 F.LHERITIER	28.248	7 C.DE QUESADA	40.706	27 O.CHAPMAN	27.447	9	7 C.DE QUESADA	1:36.785	1:36.896 (9)
10	27 O.CHAPMAN	28.397	3 F.LHERITIER	41.158	33 D.GORE	27.559	10	3 F.LHERITIER	1:37.237	1:37.505 (10)
11	7 C.DE QUESADA	28.412	8 E.BREITTMAYER	41.259	8 E.BREITTMAYER	27.640	11	27 O.CHAPMAN	1:37.386	1:38.193 (12)
12	8 E.BREITTMAYER	28.544	27 O.CHAPMAN	41.542	7 C.DE QUESADA	27.667	12	8 E.BREITTMAYER	1:37.443	1:38.017 (11)
13	10 N.MATILE	29.724	10 N.MATILE	41.877	3 F.LHERITIER	27.831	13	10 N.MATILE	1:40.183	1:41.103 (13)
14	21 F.VAN EERD	29.787	33 D.GORE	42.388	21 F.VAN EERD	28.141	14	21 F.VAN EERD	1:40.820	1:41.354 (14)
15	19 G.DE LORENZI	29.920	26 O.BREITTMAYER	42.695	10 N.MATILE	28.582	15	26 O.BREITTMAYER	1:41.439	1:42.195 (15)
16	26 O.BREITTMAYER	30.120	21 F.VAN EERD	42.892	26 O.BREITTMAYER	28.624	16	17 S.LYNN	1:42.398	1:42.819 (16)
17	30 K.KIHARA	30.151	17 S.LYNN	43.071	17 S.LYNN	28.682	17	19 G.DE LORENZI	1:42.421	2:04.365 (23)
18	11 L.BIAMINO	30.472	19 G.DE LORENZI	43.783	19 G.DE LORENZI	28.718	18	2 J.BODEN	1:43.252	1:43.410 (17)
19	2 J.BODEN	30.478	2 J.BODEN	43.854	2 J.BODEN	28.920	19	30 K.KIHARA	1:43.521	1:44.156 (18)
20	17 S.LYNN	30.645	30 K.KIHARA	43.882	25 MISTER JOHN OF B	29.208	20	11 L.BIAMINO	1:45.231	1:46.853 (19)
21	31 C.DAVIES	31.597	25 MISTER JOHN OF B	44.396	30 K.KIHARA	29.488	21	31 C.DAVIES	1:47.630	1:49.556 (20)
22	22 P.TATTERSALL	31.785	11 L.BIAMINO	44.643	11 L.BIAMINO	30.116	22	22 P.TATTERSALL	1:50.668	1:51.985 (21)
23	20 C.KIRK	34.910	31 C.DAVIES	45.142	31 C.DAVIES	30.891	23	20 C.KIRK	1:54.656	1:55.438 (22)





15^e GRAND PRIX DE MONACO HISTORIQUE | 24-26 AVRIL 2026



RACE F GILLES VILLENEUVE - F1 Grand Prix cars 3L from 1977 to 1980

Race Flag Analysis

Flag	Time
	GREEN FLAG 16:13:22.752
	YELLOW FLAG AT SECTOR 1 16:15:29.563
	GREEN FLAG AT SECTOR 1 16:15:31.969
	YELLOW FLAG AT SECTOR 1 16:15:36.337
	SAFETY CAR 16:15:53.058
	GREEN FLAG AT SECTOR 1 16:20:46.757
	GREEN FLAG 16:21:10.800
	GREEN FLAG 16:21:20.756
	YELLOW FLAG AT SECTOR 3 16:23:20.157
	GREEN FLAG AT SECTOR 3 16:25:24.185
	YELLOW FLAG AT SECTOR 1 16:25:26.157
	GREEN FLAG AT SECTOR 1 16:28:51.917
	YELLOW FLAG AT SECTOR 2 16:36:25.114
	YELLOW FLAG AT SECTOR 1 16:36:44.044
	GREEN FLAG AT SECTOR 2 16:39:08.126
	GREEN FLAG AT SECTOR 1 16:39:09.652
	YELLOW FLAG AT SECTOR 3 16:40:40.101
	GREEN FLAG AT SECTOR 3 16:41:42.433
	CHEQUERED FLAG 16:43:37.006
	YELLOW FLAG AT SECTOR 2 16:46:47.129
	YELLOW FLAG AT SECTOR 3 16:48:58.822
	YELLOW FLAG AT SECTOR 1 16:52:50.905
	GREEN FLAG AT SECTOR 3 16:53:58.807



15^e GRAND PRIX DE MONACO HISTORIQUE | 24-26 AVRIL 2026



RACE F GILLES VILLENEUVE - F1 Grand Prix cars 3L from 1977 to 1980

Race Sector Analysis

Lap under Red Flag

— Invalidated Lap

■ Personal Best

■ Session Best

B Crossing the pit lane

Tour	Temps Time	Secteur 1 Sector 1	Secteur 2 Sector 2	Secteur 3 Sector 3	Vitesse Speed	Heure Elapsed
2	Juergen BODEN					
	BODEN, Juergen					FERRARI 312 T5 1980
1	2:02.589	44.019	46.973	31.597	98.0	2:02.589
2	2:11.424	34.234	58.708	38.482	91.4	4:14.013
3	2:12.940	41.675	54.713	36.552	90.4	6:26.953
4	1:59.539	38.543	49.946	31.050	100.5	8:26.492
5	1:49.020	32.272	45.155	31.593	110.2	10:15.512
6	1:48.211	31.255	44.817	32.139	111.0	12:03.723
7	1:46.240	32.355	44.292	29.593	113.1	13:49.963
8	1:45.365	31.139	44.899	29.327	114.0	15:35.328
9	1:44.730	30.552	44.740	29.438	114.7	17:20.058
10	1:44.293	30.595	44.301	29.397	115.2	19:04.351
11	1:45.526	30.478	44.992	30.056	113.8	20:49.877
12	1:45.496	30.721	45.275	29.500	113.9	22:35.373
13	1:47.441	32.645	45.567	29.229	111.8	24:22.814
14	1:49.041	33.569	46.160	29.312	110.2	26:11.855
15	1:46.881	31.404	44.492	30.985	112.4	27:58.736
16	1:44.437	30.566	44.147	29.724	115.0	29:43.173
17	1:43.410	30.636	43.854	28.920	116.2	31:26.583
3	Fabrice LHERITIER					
	LHERITIER, Fabrice					TYRRELL 9 1979
1	1:52.828	39.573	43.980	29.275	106.5	1:52.828
2	2:03.848	30.967	54.459	38.422	97.0	3:56.676
3	2:21.707	49.528	55.355	36.824	84.8	6:18.383
4	2:03.581	40.540	48.414	34.627	97.2	8:21.964
5	1:43.300	30.999	43.129	29.172	116.3	10:05.264
6	1:42.634	29.920	42.998	29.716	117.0	11:47.898
7	1:41.427	29.980	42.970	28.477	118.4	13:29.325
8	1:39.779	30.353	41.166	28.260	120.4	15:09.104
9	1:39.815	30.346	41.362	28.107	120.4	16:48.919
10	1:39.130	29.262	41.535	28.333	121.2	18:28.049

Tour	Temps Time	Secteur 1 Sector 1	Secteur 2 Sector 2	Secteur 3 Sector 3	Vitesse Speed	Heure Elapsed
11	1:38.933	29.285	41.605	28.043	121.4	20:06.982
12	1:39.265	28.964	41.720	28.581	121.0	21:46.247
13	1:38.749	29.497	41.316	27.936	121.7	23:24.996
14	1:45.681	32.289	44.749	28.643	113.7	25:10.677
15	1:40.054	30.710	41.513	27.831	120.1	26:50.731
16	1:37.505	28.248	41.158	28.099	123.2	28:28.236
17	1:38.916	29.560	41.410	27.946	121.4	30:07.152
18	1:40.014	28.809	41.662	29.543	120.1	31:47.166
4	Matthew WRIGLEY					
	WRIGLEY, Philip Mike					TYRRELL 8 1978
1	1:42.710	34.442	40.965	27.303	117.0	1:42.710
2	2:00.355	29.039	47.685	43.631	99.8	3:43.065
3	2:19.829	50.322	56.435	33.072	85.9	6:02.894
4	2:12.283	35.867	59.416	37.000	90.8	8:15.177
5	1:36.630	29.424	40.314	26.892	124.3	9:51.807
6	1:36.562	28.151	40.134	28.277	124.4	11:28.369
7	1:36.616	29.563	40.368	26.685	124.3	13:04.985
8	1:34.874	28.082	39.795	26.997	126.6	14:39.859
9	1:34.821	27.953	39.996	26.872	126.7	16:14.680
10	1:35.277	27.947	40.534	26.796	126.1	17:49.957
11	1:35.041	28.254	40.101	26.686	126.4	19:24.998
12	1:34.973	28.041	40.040	26.892	126.5	20:59.971
13	1:35.362	27.892	40.180	27.290	126.0	22:35.333
14	1:34.974	28.100	40.150	26.724	126.5	24:10.307
15	1:38.347	29.676	41.117	27.554	122.2	25:48.654
16	1:36.088	28.005	40.561	27.522	125.0	27:24.742
17	1:35.570	27.458	41.368	26.744	125.7	29:00.312
18	1:42.974	30.863	43.351	28.760	116.7	30:43.286
7	Carlos DE QUESADA					
	CHROMECARS RACING					MCLAREN M26 1977
1	1:48.545	37.409	42.779	28.357	110.7	1:48.545



15^e GRAND PRIX DE MONACO HISTORIQUE | 24-26 AVRIL 2026



RACE F GILLES VILLENEUVE - F1 Grand Prix cars 3L from 1977 to 1980

Race Sector Analysis

Lap under Red Flag

— Invalidated Lap

■ Personal Best

■ Session Best

B Crossing the pit lane

Tour	Temps Time	Secteur 1 Sector 1	Secteur 2 Sector 2	Secteur 3 Sector 3	Vitesse Speed	Heure Elapsed
2	2:03.153	29.556	54.314	39.283	97.5	3:51.698
3	2:20.309	48.925	55.383	36.001	85.6	6:12.007
4	2:05.316	40.829	49.770	34.717	95.9	8:17.323
5	1:39.804	30.438	41.144	28.222	120.4	9:57.127
6	1:39.221	29.096	41.149	28.976	121.1	11:36.348
7	1:41.166	31.471	41.620	28.075	118.7	13:17.514
8	1:37.887	29.172	40.971	27.744	122.7	14:55.401
9	1:36.896	28.523	40.706	27.667	124.0	16:32.297
10	1:37.904	28.412	41.004	28.488	122.7	18:10.201
11	1:38.317	28.541	40.856	28.920	122.2	19:48.518
12	1:37.616	28.486	40.777	28.353	123.1	21:26.134
13	1:39.967	30.408	41.664	27.895	120.2	23:06.101
14	1:44.452	30.226	45.056	29.170	115.0	24:50.553
15	1:42.468	30.514	43.240	28.714	117.2	26:33.021
16	1:41.139	29.412	42.304	29.423	118.8	28:14.160
17	1:39.365	29.631	41.512	28.222	120.9	29:53.525
18	1:40.188	30.453	41.459	28.276	119.9	31:33.713

8	Emile BREITMAYER	WILLIAMS FW07B 1980
1	1:51.975	38.870 44.046 29.059 107.3 1:51.975
2	2:03.455	31.256 53.627 38.572 97.3 3:55.430
3	2:21.747	49.533 55.542 36.672 84.8 6:17.177
4	2:04.088	39.976 49.056 35.056 96.8 8:21.265
5	1:42.901	30.379 43.850 28.672 116.7 10:04.166
6	1:42.518	30.287 42.776 29.455 117.2 11:46.684
7	1:40.968	29.808 43.040 28.120 119.0 13:27.652
8	1:40.762	30.591 41.496 28.675 119.2 15:08.414
9	1:39.445	29.907 41.477 28.061 120.8 16:47.859
10	1:39.022	29.190 41.802 28.030 121.3 18:26.881
11	1:39.367	29.453 41.951 27.963 120.9 20:06.248
12	1:39.354	28.992 41.994 28.368 120.9 21:45.602
13	1:38.510	29.283 41.587 27.640 121.9 23:24.112

Tour	Temps Time	Secteur 1 Sector 1	Secteur 2 Sector 2	Secteur 3 Sector 3	Vitesse Speed	Heure Elapsed
14	1:45.777	32.006	45.464	28.307	113.6	25:09.889
15	1:39.721	30.670	41.259	27.792	120.5	26:49.610
16	1:38.017	28.544	41.407	28.066	122.6	28:27.627
17	1:38.580	29.389	41.370	27.821	121.9	30:06.207
18	1:38.973	28.876	41.321	28.776	121.4	31:45.180

10	Nicolas MATILE	MARCH 771 1977
1	1:57.859	43.025 44.646 30.188 101.9 1:57.859
2	2:04.363	32.258 53.824 38.281 96.6 4:02.222
3	2:19.256	47.445 55.728 36.083 86.3 6:21.478
4	2:02.711	40.622 47.903 34.186 97.9 8:24.189
5	1:46.415	31.355 44.553 30.507 112.9 10:10.604
6	1:45.371	30.597 43.478 31.296 114.0 11:55.975
7	1:45.905	32.042 44.320 29.543 113.4 13:41.880
8	1:46.253	33.402 43.126 29.725 113.1 15:28.133
9	1:42.991	30.413 43.337 29.241 116.6 17:11.124
10	1:41.103	29.951 42.506 28.646 118.8 18:52.227
11	1:41.693	30.097 43.014 28.582 118.1 20:33.920
12	1:41.106	29.724 42.594 28.788 118.8 22:15.026
13	1:41.738	30.064 41.877 29.797 118.1 23:56.764
14	1:45.920	30.348 45.204 30.368 113.4 25:42.684
15	1:44.036	30.324 43.079 30.633 115.5 27:26.720
16	1:44.283	31.134 43.904 29.245 115.2 29:11.003
17	1:44.165	30.731 44.363 29.071 115.3 30:55.168

11	Luciano BIAMINO	LOTUS 81 1980
1	2:20.164	55.964 50.704 33.496 85.7 2:20.164
2	2:18.671	41.170 57.221 40.280 86.6 4:38.835
3	2:31.190	54.363 57.289 39.538 79.5 7:10.025
4	2:14.703	50.832 50.783 33.088 89.2 9:24.728
5	1:59.534	36.196 47.995 35.343 100.5 11:24.262



15^e GRAND PRIX DE MONACO HISTORIQUE | 24-26 AVRIL 2026



RACE F GILLES VILLENEUVE - F1 Grand Prix cars 3L from 1977 to 1980

Race Sector Analysis

Lap under Red Flag

— Invalidated Lap

■ Personal Best

■ Session Best

B Crossing the pit lane

Tour	Temps Time	Secteur 1 Sector 1	Secteur 2 Sector 2	Secteur 3 Sector 3	Vitesse Speed	Heure Elapsed
6	1:52.872	35.756	45.920	31.196	106.4	13:17.134
7	1:51.678	34.536	45.133	32.009	107.6	15:08.812
8	1:50.479	33.744	45.261	31.474	108.7	16:59.291
9	1:46.853	32.094	44.643	30.116	112.4	18:46.144
10	1:50.211	31.182	48.484	30.545	109.0	20:36.355
11	1:49.671	30.472	46.593	32.606	109.5	22:26.026

Tour	Temps Time	Secteur 1 Sector 1	Secteur 2 Sector 2	Secteur 3 Sector 3	Vitesse Speed	Heure Elapsed
4	2:22.842	44.014	1:01.384	37.444	84.1	8:13.998
5	1:35.154	28.154	40.081	26.919	126.3	9:49.152
6	1:37.991	27.674	40.205	30.112	122.6	11:27.143
7	1:35.899	28.714	40.467	26.718	125.3	13:03.042
8	1:34.439	28.307	39.701	26.431	127.2	14:37.481
9	1:33.125	27.469	39.193	26.463	129.0	16:10.606
10	1:35.435	27.276	39.572	28.587	125.9	17:46.041
11	1:33.707	27.401	39.466	26.840	128.2	19:19.748
12	1:32.946	26.983	39.203	26.760	129.2	20:52.694
13	1:35.269	28.351	39.898	27.020	126.1	22:27.963
14	1:33.586	27.411	39.647	26.528	128.4	24:01.549
15	1:37.818	28.757	42.170	26.891	122.8	25:39.367
16	1:34.445	27.067	39.181	28.197	127.2	27:13.812
17	1:33.280	27.498	39.302	26.480	128.8	28:47.092
18	1:32.751	26.985	39.684	26.082	129.5	30:19.843

14 **Jamie CONSTABLE**
 CONSTABLE, Jamie FITTIPALDI F5A 1977

1	1:45.399	35.395	42.485	27.519	114.0	1:45.399
2	1:59.078	28.548	46.850	43.680	100.9	3:44.477
3	2:19.102	49.760	56.838	32.504	86.4	6:03.579
4	2:11.913	36.090	59.091	36.732	91.1	8:15.492
5	1:37.326	29.777	40.387	27.162	123.4	9:52.818
6	1:37.253	28.470	40.791	27.992	123.5	11:30.071
7	1:39.390	30.850	41.496	27.044	120.9	13:09.461
8	1:36.839	28.904	40.735	27.200	124.1	14:46.300
9	1:36.088	28.493	40.755	26.840	125.0	16:22.388
10	1:35.779	28.223	40.531	27.025	125.4	17:58.167
11	1:36.673	28.432	40.984	27.257	124.3	19:34.840
12	1:35.551	27.769	40.990	26.792	125.7	21:10.391
13	1:36.123	27.898	40.947	27.278	125.0	22:46.514
14	1:38.465	28.477	42.473	27.515	122.0	24:24.979
15	1:42.148	32.087	43.198	26.863	117.6	26:07.127
16	1:36.586	27.827	41.112	27.647	124.4	27:43.713
17	1:35.116	27.758	40.453	26.905	126.3	29:18.829
18	1:38.915	28.391	41.249	29.275	121.4	30:57.744

15 **Sam HANCOCK**
 HANCOCK, Sam FITTIPALDI F8 1980

1	1:40.084	32.399	40.481	27.204	120.0	1:40.084
2	1:45.857	27.989	43.371	34.497	113.5	3:25.941
3	2:25.215	54.688	54.550	35.977	82.7	5:51.156

17 **Shaun LYNN**
 LYNN, Shaun SHADOW DN8 1977

1	2:02.800	44.701	46.680	31.419	97.8	2:02.800
2	2:12.055	35.351	58.696	38.008	91.0	4:14.855
3	2:12.675	43.209	53.140	36.326	90.5	6:27.530
4	1:58.659	38.817	49.636	30.206	101.2	8:26.189
5	1:47.252	31.432	44.302	31.518	112.0	10:13.441
6	1:48.356	31.992	44.637	31.727	110.9	12:01.797
7	1:45.794	32.815	43.681	29.298	113.6	13:47.591
8	1:45.341	32.123	43.981	29.237	114.0	15:32.932
9	1:45.721	31.793	44.680	29.248	113.6	17:18.653
10	1:42.819	31.066	43.071	28.682	116.8	19:01.472
11	1:46.687	31.839	43.959	30.889	112.6	20:48.159
12	1:45.740	31.172	45.321	29.247	113.6	22:33.899
13	1:47.647	33.538	44.982	29.127	111.6	24:21.546
14	1:49.033	33.485	45.945	29.603	110.2	26:10.579
15	1:44.770	31.758	43.150	29.862	114.7	27:55.349



RACE F GILLES VILLENEUVE - F1 Grand Prix cars 3L from 1977 to 1980

Race Sector Analysis

Lap under Red Flag — Invalidated Lap ■ Personal Best ■ Session Best **B** Crossing the pit lane

Tour	Temps Time	Secteur 1 Sector 1	Secteur 2 Sector 2	Secteur 3 Sector 3	Vitesse Speed	Heure Elapsed	Tour	Temps Time	Secteur 1 Sector 1	Secteur 2 Sector 2	Secteur 3 Sector 3	Vitesse Speed	Heure Elapsed
16	1:44.299	31.027	44.295	28.977	115.2	29:39.648	4	2:03.868	40.836	48.437	34.595	97.0	8:22.684
17	1:43.046	30.645	43.576	28.825	116.6	31:22.694	5	1:43.837	31.094	43.711	29.032	115.7	10:06.521
19	Gianluca DE LORENZI												
	DE LORENZI, Gianluca						SHADOW DN12 1980						
1	1:49.481	36.980	43.783	28.718	109.7	1:49.481	6	1:43.527	29.942	44.130	29.455	116.0	11:50.048
2	2:04.365	30.161	55.176	39.028	96.6	3:53.846	7	1:42.516	30.095	43.949	28.472	117.2	13:32.564
3	2:20.738	48.369	56.149	36.220	85.4	6:14.584	8	1:42.938	31.177	43.620	28.141	116.7	15:15.502
4	2:05.705	39.509	50.102	36.094	95.6	8:20.289	9	1:43.248	30.086	43.969	29.193	116.4	16:58.750
20	Christian KIRK												
	KIRK, Christian						WOLF WR1 1977						
1	2:11.346	47.769	50.619	32.958	91.5	2:11.346	10	1:41.354	30.074	42.892	28.388	118.5	18:40.104
2	2:25.020	42.155	1:00.683	42.182	82.8	4:36.366	11	1:41.865	29.901	43.371	28.593	117.9	20:21.969
3	2:31.826	54.415	58.294	39.117	79.1	7:08.192	12	1:42.123	30.057	43.570	28.496	117.6	22:04.092
4	2:15.073	50.924	50.913	33.236	88.9	9:23.265	13	1:41.567	29.787	43.450	28.330	118.3	23:45.659
5	2:09.359	38.217	52.157	38.985	92.9	11:32.624	14	1:43.911	30.890	44.134	28.887	115.6	25:29.570
6	2:05.909	38.914	52.055	34.940	95.4	13:38.533	15	1:44.911	30.847	43.645	30.419	114.5	27:14.481
7	2:05.824	39.577	53.110	33.137	95.5	15:44.357	16	1:44.463	30.859	44.120	29.484	115.0	28:58.944
8	2:02.837	36.824	50.394	35.619	97.8	17:47.194	17	1:47.183	32.094	46.136	28.953	112.1	30:46.127
9	2:04.226	38.667	50.998	34.561	96.7	19:51.420	22	Paul TATTERSALL					
10	1:58.982	35.525	49.164	34.293	101.0	21:50.402		TATTERSALL, Paul					
11	1:55.438	34.985	47.620	32.833	104.1	23:45.840		ENSIGN N179 1979					
12	2:05.435	36.796	55.089	33.550	95.8	25:51.275	1	2:12.140	49.079	50.610	32.451	90.9	2:12.140
13	1:58.081	35.259	50.052	32.770	101.7	27:49.356	2	2:25.757	42.187	1:00.528	43.042	82.4	4:37.897
14	2:00.948	34.910	53.912	32.126	99.3	29:50.304	3	2:31.504	54.321	57.762	39.421	79.3	7:09.401
15	1:58.854	35.544	48.552	34.758	101.1	31:49.158	4	2:14.636	51.016	50.741	32.879	89.2	9:24.037
21	Frits VAN EERD												
	VAN EERD, Frits						FITTIPALDI F7 1980						
1	1:54.827	40.649	45.104	29.074	104.6	1:54.827	5	2:00.563	36.069	48.309	36.185	99.6	11:24.600
2	2:02.940	31.101	53.583	38.256	97.7	3:57.767	6	2:02.103	37.959	50.719	33.425	98.4	13:26.703
3	2:21.049	49.453	55.200	36.396	85.2	6:18.816	7	2:01.610	36.830	50.009	34.771	98.8	15:28.313
							8	1:57.508	33.988	50.733	32.787	102.2	17:25.821
							9	1:57.557	34.136	48.960	34.461	102.2	19:23.378
							10	1:57.963	35.430	50.138	32.395	101.8	21:21.341
							11	1:54.826	33.679	48.689	32.458	104.6	23:16.167
							12	1:58.532	33.943	51.143	33.446	101.3	25:14.699
							13	1:59.295	35.759	48.714	34.822	100.7	27:13.994
							14	1:54.014	35.131	47.439	31.444	105.4	29:08.008
							15	1:51.985	31.785	47.472	32.728	107.3	30:59.993



15^e GRAND PRIX DE MONACO HISTORIQUE | 24-26 AVRIL 2026



RACE F GILLES VILLENEUVE - F1 Grand Prix cars 3L from 1977 to 1980

Race Sector Analysis

Lap under Red Flag

— Invalidated Lap

■ Personal Best

■ Session Best

B Crossing the pit lane

Tour	Temps Time	Secteur 1 Sector 1	Secteur 2 Sector 2	Secteur 3 Sector 3	Vitesse Speed	Heure Elapsed	Tour	Temps Time	Secteur 1 Sector 1	Secteur 2 Sector 2	Secteur 3 Sector 3	Vitesse Speed	Heure Elapsed	
24	Michael LYONS	HESKETH 308E 1977						6	1:44.920	30.645	43.790	30.485	114.5	11:53.184
	LYONS, Michael							7	1:44.778	30.810	43.907	30.061	114.7	13:37.962
1	1:37.928	31.177	39.991	26.760	122.7	1:37.928	8	1:45.039	31.278	44.667	29.094	114.4	15:23.001	
2	1:43.763	27.350	42.858	33.555	115.8	3:21.691	9	1:42.665	31.076	42.965	28.624	117.0	17:05.666	
3	2:25.887	55.993	53.572	36.322	82.3	5:47.578	10	1:42.236	30.120	43.172	28.944	117.5	18:47.902	
4	2:24.784	44.347	1:02.413	38.024	83.0	8:12.362	11	1:42.195	30.258	43.164	28.773	117.6	20:30.097	
5	1:33.178	27.147	39.453	26.578	128.9	9:45.540	12	1:42.715	30.403	43.131	29.181	117.0	22:12.812	
6	1:36.377	27.083	39.155	30.139	124.6	11:21.917	13	1:43.733	30.509	42.695	30.529	115.8	23:56.545	
7	1:33.604	27.389	39.425	26.790	128.3	12:55.521	14	1:48.988	32.364	47.548	29.076	110.2	25:45.533	
8	1:34.322	28.285	39.471	26.566	127.4	14:29.843	15	1:46.003	31.957	44.691	29.355	113.3	27:31.536	
9	1:33.606	27.679	39.044	26.883	128.3	16:03.449	16	1:44.131	30.246	44.946	28.939	115.4	29:15.667	
10	1:34.276	27.146	39.762	27.368	127.4	17:37.725	17	1:45.049	31.511	44.034	29.504	114.4	31:00.716	
11	1:34.036	27.103	40.240	26.693	127.8	19:11.761	27	Oliver CHAPMAN	MARCH 761 1976					
12	1:35.825	27.074	40.725	28.026	125.4	20:47.586		CHAPMAN, Oliver						
13	1:34.025	27.044	39.272	27.709	127.8	22:21.611	1	1:51.455	38.454	43.928	29.073	107.8	1:51.455	
14	1:33.816	27.377	38.973	27.466	128.1	23:55.427	2	2:03.318	31.236	53.013	39.069	97.4	3:54.773	
15	1:36.498	28.235	41.366	26.897	124.5	25:31.925	3	2:21.069	48.872	55.835	36.362	85.2	6:15.842	
16	1:36.711	27.943	40.028	28.740	124.2	27:08.636	4	2:04.727	39.688	49.752	35.287	96.3	8:20.569	
17	1:32.713	27.203	38.905	26.605	129.6	28:41.349	5	1:43.325	30.514	43.981	28.830	116.3	10:03.894	
18	1:32.905	27.217	38.917	26.771	129.3	30:14.254	6	1:41.933	30.044	42.771	29.118	117.9	11:45.827	
25	MISTER JOHN OF B	LIGIER JS11/15 1979						7	1:41.452	29.971	43.021	28.460	118.4	13:27.279
	MISTER JOHN OF B							8	1:40.678	30.169	41.693	28.816	119.3	15:07.957
1	1:53.550	39.946	44.396	29.208	105.8	1:53.550	9	1:38.630	29.399	41.732	27.499	121.8	16:46.587	
26	Olivier BREITTMAYER	LIGIER JS11/15 1979						10	1:39.689	29.008	42.571	28.110	120.5	18:26.276
	BREITTMAYER, Olivier							11	1:39.353	29.210	42.281	27.862	120.9	20:05.629
1	1:55.954	41.194	45.319	29.441	103.6	1:55.954	12	1:39.544	28.931	42.000	28.613	120.7	21:45.173	
2	2:02.890	32.295	53.061	37.534	97.8	3:58.844	13	1:38.193	28.802	41.727	27.664	122.3	23:23.366	
3	2:21.219	49.559	55.039	36.621	85.1	6:20.063	14	1:42.369	31.949	42.973	27.447	117.4	25:05.735	
4	2:03.267	40.490	48.433	34.344	97.5	8:23.330	15	1:41.163	30.461	42.381	28.321	118.8	26:46.898	
5	1:44.934	31.594	43.506	29.834	114.5	10:08.264	16	1:40.476	29.369	42.702	28.405	119.6	28:27.374	
							17	1:38.532	28.871	41.542	28.119	121.9	30:05.906	
							18	1:38.782	28.397	41.566	28.819	121.6	31:44.688	



15^e GRAND PRIX DE MONACO HISTORIQUE | 24-26 AVRIL 2026



RACE F GILLES VILLENEUVE - F1 Grand Prix cars 3L from 1977 to 1980

Race Sector Analysis

Lap under Red Flag

— Invalidated Lap

■ Personal Best

■ Session Best

B Crossing the pit lane

Tour	Temps Time	Secteur 1 Sector 1	Secteur 2 Sector 2	Secteur 3 Sector 3	Vitesse Speed	Heure Elapsed	Tour	Temps Time	Secteur 1 Sector 1	Secteur 2 Sector 2	Secteur 3 Sector 3	Vitesse Speed	Heure Elapsed	
28	David SHAW	WILLIAMS FW06 1979						10	1:34.648	27.937	39.748	26.963	126.9	17:47.236
	SHAW, David							11	1:34.905	28.163	39.192	27.550	126.6	19:22.141
1	1:47.503	36.632	42.697	28.174	111.7	1:47.503	12	1:34.354	27.840	39.503	27.011	127.3	20:56.495	
2	2:01.046	29.748	51.253	40.045	99.2	3:48.549	13	1:38.355	28.005	42.340	28.010	122.1	22:34.850	
3	2:19.853	49.962	55.337	34.554	85.9	6:08.402	14	1:34.715	28.209	39.775	26.731	126.8	24:09.565	
4	2:10.642	37.366	55.625	37.651	92.0	8:19.044	15	1:37.770	29.908	40.663	27.199	122.9	25:47.335	
5	1:39.583	29.723	42.156	27.704	120.6	9:58.627	16	1:36.514	29.349	39.579	27.586	124.5	27:23.849	
6	1:39.317	29.091	41.424	28.802	121.0	11:37.944	17	1:37.073	27.749	42.842	26.482	123.8	29:00.922	
7	1:40.281	30.422	42.036	27.823	119.8	13:18.225	18	1:36.047	29.331	39.773	26.943	125.1	30:36.969	
8	1:37.984	29.601	40.838	27.545	122.6	14:56.209								
9	1:36.622	28.948	40.552	27.122	124.3	16:32.831								
10	1:37.559	28.697	40.748	28.114	123.1	18:10.390								
11	1:38.384	29.153	40.750	28.481	122.1	19:48.774								
12	1:38.272	28.692	41.679	27.901	122.2	21:27.046								
13	1:36.339	28.664	40.808	26.867	124.7	23:03.385								
14	1:35.852	28.320	40.430	27.102	125.3	24:39.237								
15	1:35.961	28.867	40.304	26.790	125.2	26:15.198								
16	1:41.488	29.023	44.557	27.908	118.4	27:56.686								
17	1:36.289	29.423	40.178	26.688	124.8	29:32.975								
18	1:34.217	28.043	39.622	26.552	127.5	31:07.192								
29	Bertrand GODIN	ARROWS A1B 1978												
	GODIN, Bertrand													
1	1:41.941	33.729	40.844	27.368	117.8	1:41.941								
2	2:00.309	29.588	45.131	45.590	99.9	3:42.250								
3	2:20.074	50.521	55.742	33.811	85.8	6:02.324								
4	2:12.459	34.646	1:00.284	37.529	90.7	8:14.783								
5	1:36.246	29.196	39.834	27.216	124.8	9:51.029								
6	1:36.786	28.206	39.830	28.750	124.1	11:27.815								
7	1:36.372	29.767	39.834	26.771	124.7	13:04.187								
8	1:34.396	28.361	39.268	26.767	127.3	14:38.583								
9	1:34.005	28.511	39.208	26.286	127.8	16:12.588								
30	Kaishun KIHARA	ARROWS A3 1980												
	KIHARA, Kaishun													
1	2:02.841	43.595	47.021	32.225	97.8	2:02.841								
2	2:12.474	36.645	58.241	37.588	90.7	4:15.315								
3	2:12.731	45.256	51.334	36.141	90.5	6:28.046								
4	2:00.142	39.241	49.725	31.176	100.0	8:28.188								
5	1:48.380	31.557	44.784	32.039	110.8	10:16.568								
6	1:47.949	31.030	44.714	32.205	111.3	12:04.517								
7	1:46.145	32.719	43.882	29.544	113.2	13:50.662								
8	1:45.512	30.922	45.102	29.488	113.9	15:36.174								
9	1:44.671	30.151	44.970	29.550	114.8	17:20.845								
10	1:44.156	30.285	44.330	29.541	115.3	19:05.001								
11	1:46.128	30.274	45.337	30.517	113.2	20:51.129								
12	1:46.988	31.475	44.502	31.011	112.3	22:38.117								
13	1:46.666	30.497	45.352	30.817	112.6	24:24.783								
14	1:48.084	32.672	45.488	29.924	111.1	26:12.867								
15	1:46.178	31.008	44.817	30.353	113.1	27:59.045								
16	1:44.693	30.635	44.292	29.766	114.7	29:43.738								
17	1:44.327	30.385	44.108	29.834	115.1	31:28.065								
31	Craig DAVIES	LEC CRP1 1977												
	MAYDON, Ronald													
1	2:08.404	47.744	48.710	31.950	93.6	2:08.404								



15^e GRAND PRIX DE MONACO HISTORIQUE | 24-26 AVRIL 2026



RACE F GILLES VILLENEUVE - F1 Grand Prix cars 3L from 1977 to 1980

Race Sector Analysis

Lap under Red Flag — Invalidated Lap ■ Personal Best ■ Session Best B Crossing the pit lane

Tour	Temps Time	Secteur 1 Sector 1	Secteur 2 Sector 2	Secteur 3 Sector 3	Vitesse Speed	Heure Elapsed
2	2:10.147	36.016	56.976	37.155	92.3	4:18.551
3	2:11.092	43.757	52.117	35.218	91.6	6:29.643
4	1:59.877	39.002	49.813	31.062	100.2	8:29.520
5	1:49.556	31.712	46.092	31.752	109.7	10:19.076
6	1:53.665	33.328	47.140	33.197	105.7	12:12.741
7	1:53.425	34.481	47.696	31.248	105.9	14:06.166
8	1:49.745	32.730	46.118	30.897	109.5	15:55.911
9	1:51.404	31.597	46.445	33.362	107.8	17:47.315
10	1:52.126	34.685	45.142	32.299	107.1	19:39.441
11	1:51.816	32.096	47.339	32.381	107.4	21:31.257
12	1:49.928	32.592	46.383	30.953	109.3	23:21.185
13	1:55.704	33.477	51.325	30.902	103.8	25:16.889
14	1:55.161	33.635	49.198	32.328	104.3	27:12.050
15	1:54.572	34.642	49.039	30.891	104.9	29:06.622
16	1:50.626	31.980	46.505	32.141	108.6	30:57.248

32 **Patrick D'AUBREBY**
 D'AUBREBY, Patrick MARCH 761 1977

1	1:44.900	34.638	42.632	27.630	114.5	1:44.900
2	2:02.171	28.989	49.786	43.396	98.3	3:47.071
3	2:20.506	49.914	55.902	34.690	85.5	6:07.577
4	2:10.215	37.078	55.812	37.325	92.3	8:17.792
5	1:39.578	30.592	41.018	27.968	120.6	9:57.370
6	1:39.751	29.497	40.889	29.365	120.4	11:37.121
7	1:39.485	30.185	40.330	28.970	120.8	13:16.606
8	1:34.419	27.977	39.701	26.741	127.2	14:51.025
9	1:35.464	28.971	39.867	26.626	125.8	16:26.489
10	1:34.856	27.856	39.900	27.100	126.6	18:01.345
11	1:35.783	27.473	39.869	28.441	125.4	19:37.128
12	1:34.828	27.450	40.471	26.907	126.7	21:11.956
13	1:34.677	27.694	39.887	27.096	126.9	22:46.633
14	1:37.370	28.803	40.839	27.728	123.4	24:24.003
15	1:38.452	31.837	39.936	26.679	122.0	26:02.455

16	1:34.631	27.253	39.851	27.527	126.9	27:37.086
17	1:34.627	28.032	39.873	26.722	127.0	29:11.713
18	1:35.958	28.327	41.192	26.439	125.2	30:47.671

33 **Dan GORE**
 GORE, Dan TYRRELL 10 1980

1	1:45.739	35.792	42.388	27.559	113.6	1:45.739
---	----------	--------	---------------	---------------	-------	----------

34 **Frederic ROUVIER**
 AGS RACING TYRRELL 10 1980

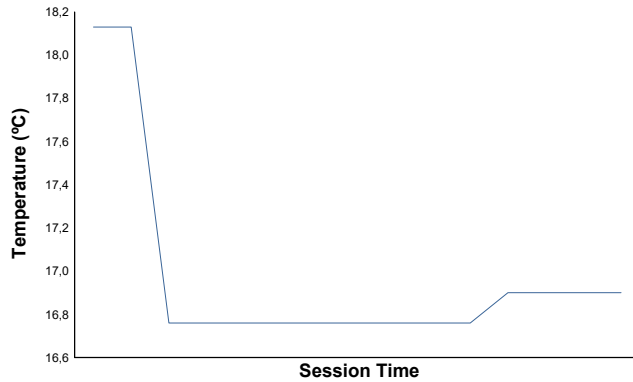
1	1:39.485	31.963	40.417	27.105	120.8	1:39.485
2	1:44.276	27.988	42.691	33.597	115.2	3:23.761
3	2:25.931	55.334	54.126	36.471	82.3	5:49.692
4	2:23.544	43.851	1:02.534	37.159	83.7	8:13.236
5	1:34.858	28.167	40.164	26.527	126.6	9:48.094
6	1:38.578	27.771	39.888	30.919	121.9	11:26.672
7	1:35.663	28.681	40.378	26.604	125.6	13:02.335
8	1:34.313	28.191	39.527	26.595	127.4	14:36.648
9	1:33.387	27.456	39.386	26.545	128.6	16:10.035
10	1:35.518	27.359	39.422	28.737	125.8	17:45.553
11	1:33.391	27.464	39.365	26.562	128.6	19:18.944
12	1:33.226	27.149	39.408	26.669	128.9	20:52.170
13	1:35.103	28.148	40.319	26.636	126.3	22:27.273
14	1:33.573	27.697	39.658	26.218	128.4	24:00.846
15	1:37.918	28.722	42.630	26.566	122.7	25:38.764
16	1:34.690	27.272	39.272	28.146	126.9	27:13.454
17	1:33.142	27.430	39.441	26.271	129.0	28:46.596
18	1:32.649	27.017	39.358	26.274	129.7	30:19.245



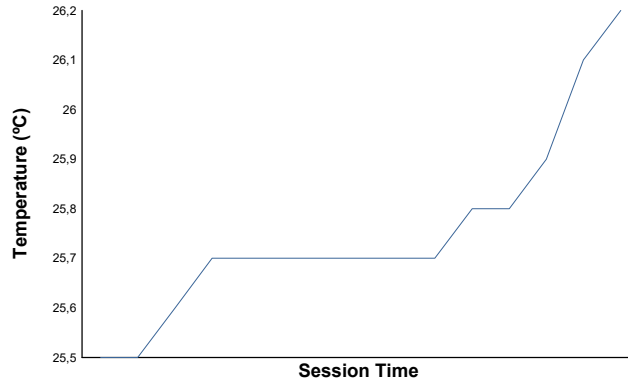
RACE F GILLES VILLENEUVE - F1 Grand Prix cars 3L from 1977 to 1980

Race Weather Report

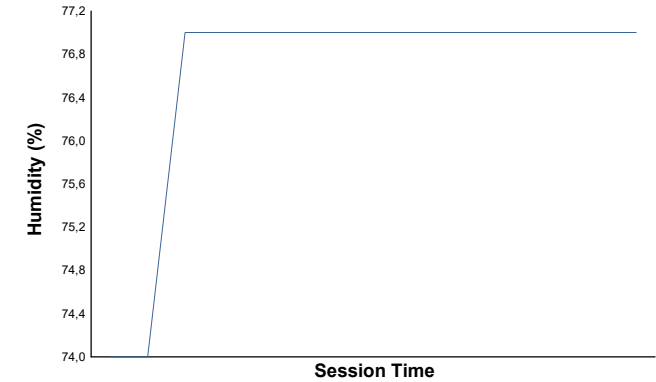
Air Temperature




Track Temperature



Humidity



Wind Speed

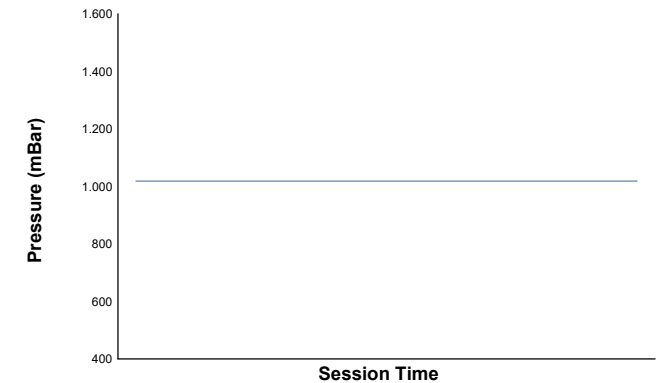


Wind Direction

North=0°/360° East=90° South=180° West=270°



Pressure



Track Status: DRY