



RACE G AYRTON SENNA - F1 Grand Prix cars from 1981 to 1985

Free Practice Provisional Classification

Num Pilote No Driver	Nat Pil Dr Nat	Concurrent Competitor	Nat Con Com Nat	Classe Class	Marque Modèle - Année Type Model - Year	Temps Time	Tour Lap	Tours Laps	Ecart Gap	Vitesse Speed
1 18		Roald GOETHE		1	MARCH 821 1982	1:31.172	16	17	-	131.8
2 6		Alex KAPADIA		1	WILLIAMS FW08 1982	1:32.701	16	17	+1.529	129.6
3 9		CHROME CARS RACING		1	LOTUS 87B 1982	1:32.796	11	15	+1.624	129.5
4 2		Werner D'ANSEMBOURG		1	BRABHAM BT49D 1982	1:33.940	10	12	+2.768	127.9
5 7		Yutaka TORIBA		1	WILLIAMS FW07C 1981	1:34.656	15	16	+3.484	126.9
6 1		Christophe D'ANSEMBOURG		1	WILLIAMS FW07C 1981	1:36.444	14	16	+5.272	124.6
7 37		Mark HAZELL		1	WILLIAMS FW08C 1983	1:37.173	12	16	+6.001	123.6
8 10		Steven BROOKS		1	LOTUS 91 1982	1:37.566	12	16	+6.394	123.1
9 4		Jamie CONSTABLE		1	TYRRELL 11 1983	1:37.915	8	12	+6.743	122.7
10 25		Evgeny KIREEV		2	LIGIER JS25 1985	1:39.260	13	13	+8.088	121.0
11 29		Valerio LEONE		1	ARROWS A6 1983	1:39.667	8	13	+8.495	120.5
12 38		Frits VAN EERD		1	WILLIAMS FW08C 1983	1:40.545	11	16	+9.373	119.5
13 31		Massimiliano GIRARDO		1	MINARDI M185 1985	1:40.835	12	16	+9.663	119.1
14 14		Laurent FORT		1	ENSIGN MN180B 1980	1:41.400	13	13	+10.228	118.5
15 3		James HAGAN		1	TYRRELL 011-B 1983	1:42.250	13	13	+11.078	117.5
16 35		Joe MACARI		1	TYRRELL 12 1985	1:43.248	14	15	+12.076	116.4
17 5		Oswaldo GAIO CUEVAS		1	WILLIAMS FW08 1982	1:44.198	13	14	+13.026	115.3
18 26		Emmanuel BRIGAND		1	LIGIER JS 21 1983	1:45.663	10	11	+14.491	113.7
19 17		Octavio RINCON		1	MARCH 821 1982	1:47.360	7	11	+16.188	111.9
20 27		Alejandro Walter CHAHWAN		1	MARCH 811 1981	1:48.136	9	14	+16.964	111.1
21 32		Piero LOTTINI		1	OSELLA FA1B/81 1981	1:51.577	14	15	+20.405	107.7
22 12		John INGLESSIS		1	LOTUS 91-7 1982	1:51.596	8	9	+20.424	107.6
23 33		Shaun LYNN		2	LOLA BEATRICE THL1 1985	1:53.525	10	12	+22.353	105.8
24 23		CHROME CARS RACING		1	LOTUS 92 1983	1:53.975	2	4	+22.803	105.4
25 15		PARABOLICA RACING		2	ARROWS A8 1985	1:54.915	5	5	+23.743	104.5
26 24		Yannick PANAGIOTIS		1	TYRRELL 12 1984	1:55.445	7	7	+24.273	104.1
27 28		Nicholas PINK		1	ARROWS A5 1981	1:56.561	14	14	+25.389	103.1
28 11		CLASSIC TEAM LOTUS LTD		2	LOTUS 95 1984	1:57.119	8	9	+25.947	102.6
29 16		Maxwell LYNN		2	RENAULT RE40 1983					
30 20		Ian SIMMONDS		1	TYRRELL 12 1983			2		
31 30		Steve HARTLEY		1	ARROWS A6 1983					



15^e GRAND PRIX DE MONACO HISTORIQUE | 24-26 AVRIL 2026



RACE G AYRTON SENNA - F1 Grand Prix cars from 1981 to 1985

Free Practice Provisional Classification

Num Pilote No Driver	Nat Pil Dr Nat	Concurrent Competitor	Nat Con Com Nat	Classe Class	Marque Modèle - Année Type Model - Year	Temps Time	Tour Lap	Tours Laps	Ecart Gap	Vitesse Speed
-------------------------	-------------------	--------------------------	--------------------	-----------------	--	---------------	-------------	---------------	--------------	------------------

CAR 12 - LAPS 5 AND 9 DELETED DUE TO TRACK LIMITS
 CAR 20 - LAP 3 DELETED DUE TO TRACK LIMITS
 CARS 7 AND 33 - LAP 8 DELETED DUE TO TRACK LIMITS
 CAR 26 - LAP 6 DELETED DUE TO TRACK LIMITS
 CAR 33 - LAPS 9 AND 11 DELETED DUE TO TRACK LIMITS
 CAR 3 - LAP 10 DELETED DUE TO TRACK LIMITS
 CARS 26 AND 28 - LAP 11 DELETED DUE TO TRACK LIMITS
 CAR 27 - LAP 14 DELETED DUE TO TRACK LIMITS

Published at: 18:30

Track Status: DRY

<p>Race Director:</p> 	<p>Timekeeper: Alberto ESTÉBANEZ</p> 
---	--





RACE G AYRTON SENNA - F1 Grand Prix cars from 1981 to 1985

Free Practice Best Sector Times

Pos	Secteur 1 Sector 1		Secteur 2 Sector 2		Secteur 3 Sector 3		Pos	Num Pilote No Driver	Tour Idéal-Ideal Lap	M.Tour-Best Lap
	Num Pilote No Driver	Temps Time	Num Pilote No Driver	Temps Time	Num Pilote No Driver	Temps Time				
1	18 S.HALL	26.659	18 S.HALL	38.505	18 S.HALL	25.453	1	18 S.HALL	1:30.617	1:31.172 (1)
2	9 M.WERNER	26.711	6 A.KAPADIA	39.091	9 M.WERNER	26.195	2	9 M.WERNER	1:32.044	1:32.796 (3)
3	6 A.KAPADIA	27.044	9 M.WERNER	39.138	6 A.KAPADIA	26.352	3	6 A.KAPADIA	1:32.487	1:32.701 (2)
4	7 Y.TORIBA	27.397	2 W.D'ANSEBOURG	39.444	7 Y.TORIBA	26.421	4	2 W.D'ANSEBOURG	1:33.372	1:33.940 (4)
5	2 W.D'ANSEBOURG	27.419	1 C.D'ANSEBOURG	40.699	2 W.D'ANSEBOURG	26.509	5	7 Y.TORIBA	1:34.656	1:34.656 (5)
6	4 J.CONSTABLE	27.745	37 M.HAZELL	40.815	4 J.CONSTABLE	27.148	6	37 M.HAZELL	1:35.876	1:37.173 (7)
7	37 M.HAZELL	27.905	7 Y.TORIBA	40.838	37 M.HAZELL	27.156	7	1 C.D'ANSEBOURG	1:35.920	1:36.444 (6)
8	1 C.D'ANSEBOURG	27.993	4 J.CONSTABLE	41.032	1 C.D'ANSEBOURG	27.228	8	4 J.CONSTABLE	1:35.925	1:37.915 (9)
9	10 S.BROOKS	28.002	10 S.BROOKS	41.239	38 F.VAN EERD	27.514	9	10 S.BROOKS	1:37.381	1:37.566 (8)
10	29 V.LEONE	28.457	31 M.GIRARDO	42.004	31 M.GIRARDO	27.910	10	38 F.VAN EERD	1:38.880	1:40.545 (12)
11	25 R.ORUSBAEV	28.577	25 R.ORUSBAEV	42.058	10 S.BROOKS	28.140	11	29 V.LEONE	1:39.053	1:39.667 (11)
12	38 F.VAN EERD	29.060	29 V.LEONE	42.235	29 V.LEONE	28.361	12	25 R.ORUSBAEV	1:39.260	1:39.260 (10)
13	14 L.FORT	29.418	38 F.VAN EERD	42.306	25 R.ORUSBAEV	28.625	13	31 M.GIRARDO	1:39.777	1:40.835 (13)
14	5 O.GAIO CUEVAS	29.572	14 L.FORT	42.754	3 J.HAGAN	28.995	14	14 L.FORT	1:41.211	1:41.400 (14)
15	35 J.MACARI	29.753	35 J.MACARI	42.837	14 L.FORT	29.039	15	35 J.MACARI	1:41.772	1:43.248 (16)
16	31 M.GIRARDO	29.863	3 J.HAGAN	42.997	26 E.BRIGAND	29.041	16	3 J.HAGAN	1:41.872	1:42.250 (15)
17	3 J.HAGAN	29.880	26 E.BRIGAND	43.603	35 J.MACARI	29.182	17	26 E.BRIGAND	1:42.793	1:45.663 (18)
18	26 E.BRIGAND	30.149	5 O.GAIO CUEVAS	44.105	5 O.GAIO CUEVAS	29.654	18	5 O.GAIO CUEVAS	1:43.331	1:44.198 (17)
19	17 O.RINCON	31.456	27 A.CHAHWAN	45.045	27 A.CHAHWAN	30.603	19	17 O.RINCON	1:47.339	1:47.360 (19)
20	12 J.INGLESSIS	31.740	12 J.INGLESSIS	45.126	17 O.RINCON	30.703	20	27 A.CHAHWAN	1:47.498	1:48.136 (20)
21	27 A.CHAHWAN	31.850	17 O.RINCON	45.180	32 P.LOTTINI	30.729	21	12 J.INGLESSIS	1:47.912	1:51.596 (22)
22	32 P.LOTTINI	32.665	24 Y.PANAGIOTIS	46.577	15 G.ROMAN	30.768	22	32 P.LOTTINI	1:49.996	1:51.577 (21)
23	33 A.WOLFE	32.872	32 P.LOTTINI	46.602	12 J.INGLESSIS	31.046	23	23 N.PADMORE	1:52.103	1:53.975 (24)
24	15 G.ROMAN	33.589	23 N.PADMORE	47.247	23 N.PADMORE	31.263	24	15 G.ROMAN	1:52.113	1:54.915 (25)
25	23 N.PADMORE	33.593	15 G.ROMAN	47.756	33 A.WOLFE	31.463	25	33 A.WOLFE	1:52.846	1:53.525 (23)
26	11 S.LYNN	34.081	33 A.WOLFE	48.511	28 N.PINK	32.170	26	24 Y.PANAGIOTIS	1:55.149	1:55.445 (26)
27	28 N.PINK	34.483	11 S.LYNN	49.225	24 Y.PANAGIOTIS	32.181	27	11 S.LYNN	1:56.242	1:57.119 (28)
28	24 Y.PANAGIOTIS	36.391	28 N.PINK	49.908	11 S.LYNN	32.936	28	28 N.PINK	1:56.561	1:56.561 (27)
29	20 I.SIMMONDS	38.524	20 I.SIMMONDS	56.049	20 I.SIMMONDS	44.730	29	20 I.SIMMONDS	2:19.303	



RACE G AYRTON SENNA - F1 Grand Prix cars from 1981 to 1985

Free Practice Best Sector Times

Pos	Num Pilote No Driver	Secteur 1 Sector 1		Secteur 2 Sector 2		Secteur 3 Sector 3		Pos	Num Pilote No Driver	Tour Idéal-Ideal Lap	M.Tour-Best Lap
		Temps Time	Num Pilote No Driver	Temps Time	Num Pilote No Driver	Temps Time	Num Pilote No Driver				



RACE G AYRTON SENNA - F1 Grand Prix cars from 1981 to 1985

Free Practice Sector Analysis











Lap under Red Flag

— Invalidated Lap

■ Personal Best

■ Session Best

B Crossing the pit lane

Tour Lap	Temps Time	Secteur 1 Sector 1	Secteur 2 Sector 2	Secteur 3 Sector 3	Vitesse Speed	Heure Elapsed	Tour Lap	Temps Time	Secteur 1 Sector 1	Secteur 2 Sector 2	Secteur 3 Sector 3	Vitesse Speed	Heure Elapsed
1  Christophe D'ANSEMBOURG  Christophe D'ANSEMBOURG WILLIAMS FW07C 1981							12 1:39.212 27.625 39.444 32.143 121.1 30:55.999						
1	3:33.236	2:04.113	54.417	34.706	56.3	3:33.236							
2	1:53.939	34.173	46.675	33.091	105.4	5:27.175							
3	1:44.567	29.601	44.430	30.536	114.9	7:11.742							
4	2:54.164	48.861	1:12.850	52.453	69.0	10:05.906							
5	2:04.922	41.864	51.518	31.540	96.2	12:10.828							
6	1:41.226	30.059	42.940	28.227	118.7	13:52.054							
7	1:50.137	33.160	45.357	31.620	109.1	15:42.191							
8	1:40.279	29.651	42.491	28.137	119.8	17:22.470							
9	1:52.722	32.811	47.793	32.118	106.6	19:15.192							
10	1:46.248	30.918	45.585	29.745	113.1	21:01.440							
11	1:39.641	28.548	43.195	27.898	120.6	22:41.081							
12	1:49.514	32.666	46.501	30.347	109.7	24:30.595							
13	1:36.839	28.912	40.699	27.228	124.1	26:07.434							
14	1:36.444	27.993	41.053	27.398	124.6	27:43.878							
15	1:45.926	29.428	44.274	32.224	113.4	29:29.804							
16	1:43.010	28.639	44.320	30.051	116.6	31:12.814							
2  Werner D'ANSEMBOURG  Werner D'ANSEMBOURG BRABHAM BT49D 1982							3  James HAGAN  James HAGAN TYRRELL 011-B 1983						
1	3:34.547	2:05.164	55.226	34.157	56.0	3:34.547	1	3:22.139	1:49.272	54.934	37.933	59.4	3:22.139
2	1:55.381	36.638	47.767	30.976	104.1	5:29.928	2	1:54.788	34.974	48.839	30.975	104.7	5:16.927
3	1:46.885	30.831	43.686	32.368	112.4	7:16.813	3	1:55.015	34.612	47.888	32.515	104.4	7:11.942
4	2:51.959	47.522	1:13.007	51.430	69.9	10:08.772	4	4:04.413 B	49.703	1:13.290	2:01.420	49.2	11:16.355
5	3:53.862	41.289	52.499	2:20.074	51.4	14:02.634	5	1:59.373	39.684	48.608	31.081	100.6	13:15.728
6	1:40.587	29.372	43.398	27.817	119.4	15:43.221	6	1:59.470	35.593	50.766	33.111	100.6	15:15.198
7	1:41.411	31.342	42.315	27.754	118.5	17:24.632	7	1:48.109	32.336	44.268	31.505	111.1	17:03.307
8	1:49.808	31.130	46.666	32.012	109.4	19:14.440	8	1:52.742	33.584	45.245	33.913	106.6	18:56.049
9	6:51.094	30.561	46.064	5:34.469	29.2	26:05.534	9	1:52.895	35.436	46.296	31.163	106.4	20:48.944
10	1:33.940	27.419	40.012	26.509	127.9	27:39.474	10	<u>2:02.966</u>	31.561	56.321	35.084	97.7	22:51.910
11	1:37.313	29.534	40.875	26.904	123.4	29:16.787	11	1:53.642	31.945	50.565	31.132	105.7	24:45.552
							12	1:46.145	31.093	46.057	28.995	113.2	26:31.697
							13	1:42.250	29.880	42.997	29.373	117.5	28:13.947
3  Jamie CONSTABLE  Jamie CONSTABLE TYRRELL 11 1983							4  Jamie CONSTABLE  Jamie CONSTABLE TYRRELL 11 1983						
1	3:49.279	2:12.254	1:00.160	36.865	52.4	3:49.279	1	3:49.279	2:12.254	1:00.160	36.865	52.4	3:49.279
2	1:58.750	37.946	49.806	30.998	101.2	5:48.029	2	1:58.750	37.946	49.806	30.998	101.2	5:48.029
3	2:01.335	29.626	43.482	48.227	99.0	7:49.364	3	2:01.335	29.626	43.482	48.227	99.0	7:49.364
4	2:41.842	54.299	1:04.859	42.684	74.2	10:31.206	4	2:41.842	54.299	1:04.859	42.684	74.2	10:31.206
5	1:48.987	33.319	45.274	30.394	110.2	12:20.193	5	1:48.987	33.319	45.274	30.394	110.2	12:20.193
6	1:45.113	32.463	43.175	29.475	114.3	14:05.306	6	1:45.113	32.463	43.175	29.475	114.3	14:05.306
7	1:43.554	31.651	43.818	28.085	116.0	15:48.860	7	1:43.554	31.651	43.818	28.085	116.0	15:48.860
8	1:37.915	29.347	41.032	27.536	122.7	17:26.775	8	1:37.915	29.347	41.032	27.536	122.7	17:26.775
9	1:46.981	28.970	45.977	32.034	112.3	19:13.756	9	1:46.981	28.970	45.977	32.034	112.3	19:13.756
10	1:41.992	29.918	44.926	27.148	117.8	20:55.748	10	1:41.992	29.918	44.926	27.148	117.8	20:55.748
11	1:44.023	29.2	46.071	30.207	115.5	22:39.771	11	1:44.023	29.2	46.071	30.207	115.5	22:39.771
12	1:46.136	32.133	41.223	32.780	113.2	24:25.907	12	1:46.136	32.133	41.223	32.780	113.2	24:25.907



15^e GRAND PRIX DE MONACO HISTORIQUE | 24-26 AVRIL 2026



RACE G AYRTON SENNA - F1 Grand Prix cars from 1981 to 1985

Free Practice Sector Analysis

Lap under Red Flag

— Invalidated Lap

■ Personal Best

■ Session Best

B Crossing the pit lane

Tour Lap	Temps Time	Secteur 1 Sector 1	Secteur 2 Sector 2	Secteur 3 Sector 3	Vitesse Speed	Heure Elapsed
5	Osvaldo GAIO CUEVAS					
	Osvaldo GAIO CUEVAS WILLIAMS FW08 1982					
1	3:52.421	2:10.902	1:00.305	41.214	51.7	3:52.421
2	2:16.258	42.569	57.113	36.576	88.2	6:08.679
3	2:31.225	44.922	1:00.410	45.893	79.4	8:39.904
4	2:28.898	49.129	1:04.295	35.474	80.7	11:08.802
5	2:03.023	36.726	51.959	34.338	97.7	13:11.825
6	2:03.381	38.636	51.024	33.721	97.4	15:15.206
7	1:55.095	35.556	47.571	31.968	104.4	17:10.301
8	1:58.564	38.151	47.169	33.244	101.3	19:08.865
9	1:57.896	34.994	51.533	31.369	101.9	21:06.761
10	1:51.046	34.247	45.091	31.708	108.2	22:57.807
11	1:52.456	32.502	46.883	33.071	106.8	24:50.263
12	1:51.089	34.728	44.194	32.167	108.1	26:41.352
13	1:44.198	30.439	44.105	29.654	115.3	28:25.550
14	1:46.133	29.572	44.385	32.176	113.2	30:11.683
6	Alex KAPADIA					
	Alex KAPADIA WILLIAMS FW08 1982					
1	2:45.287	1:21.609	48.831	34.847	72.7	2:45.287
2	1:49.165	35.552	44.446	29.167	110.0	4:34.452
3	1:42.375	30.009	43.782	28.584	117.3	6:16.827
4	2:20.442	33.648	1:00.223	46.571	85.5	8:37.269
5	2:25.576	49.597	1:04.078	31.901	82.5	11:02.845
6	1:37.635	29.095	40.842	27.698	123.0	12:40.480
7	1:45.805	30.681	44.414	30.710	113.5	14:26.285
8	1:40.767	31.682	41.454	27.631	119.2	16:07.052
9	1:43.817	31.424	43.155	29.238	115.7	17:50.869
10	1:38.853	28.474	41.376	29.003	121.5	19:29.722
11	1:41.289	28.376	43.254	29.659	118.6	21:11.011
12	1:45.359	29.499	42.789	33.071	114.0	22:56.370
13	1:44.976	28.239	48.780	27.957	114.4	24:41.346

Tour Lap	Temps Time	Secteur 1 Sector 1	Secteur 2 Sector 2	Secteur 3 Sector 3	Vitesse Speed	Heure Elapsed
14	1:41.194	29.896	39.832	31.466	118.7	26:22.540
15	1:37.996	27.530	42.353	28.113	122.6	28:00.536
16	1:32.701	27.258	39.091	26.352	129.6	29:33.237
17	1:33.402	27.044	39.882	26.476	128.6	31:06.639
7	Yutaka TORIBA					
	Yutaka TORIBA WILLIAMS FW07C 1981					
1	2:13.144	50.836	51.764	30.544	90.2	2:13.144
2	1:46.265	30.417	46.971	28.877	113.0	3:59.409
3	1:49.394	34.963	45.464	28.967	109.8	5:48.803
4	3:39.359 B	34.136	50.309	2:14.914	54.8	9:28.162
5	2:21.758	1:06.442	47.135	28.181	84.7	11:49.920
6	1:40.654	29.106	44.619	26.929	119.4	13:30.574
7	1:43.953	28.411	44.008	31.534	115.6	15:14.527
8	1:39.574	31.371	41.040	27.163	120.6	16:54.101
9	2:00.975	31.532	48.289	41.154	99.3	18:55.076
10	1:51.607	35.488	46.337	29.782	107.6	20:46.683
11	1:49.041	33.126	43.708	32.207	110.2	22:35.724
12	1:38.075	29.017	42.057	27.001	122.5	24:13.799
13	1:38.829	27.603	41.076	30.150	121.6	25:52.628
14	1:36.933	27.822	42.352	26.759	123.9	27:29.561
15	1:34.656	27.397	40.838	26.421	126.9	29:04.217
16	1:57.486	30.662	50.880	35.944	102.3	31:01.703
9	Marco WERNER					
	CHROMECARS RACING LOTUS 87B 1982					
1	3:12.513	1:48.366	50.142	34.005	62.4	3:12.513
2	1:49.986	32.888	46.460	30.638	109.2	5:02.499
3	1:42.848	31.597	43.581	27.670	116.8	6:45.347
4	2:38.679	36.936	1:12.874	48.869	75.7	9:24.026
5	2:17.602	1:00.047	47.726	29.829	87.3	11:41.628
6	1:35.062	28.533	39.506	27.023	126.4	13:16.690
7	1:41.964	32.769	42.619	26.576	117.8	14:58.654



15^e GRAND PRIX DE MONACO HISTORIQUE | 24-26 AVRIL 2026



RACE G AYRTON SENNA - F1 Grand Prix cars from 1981 to 1985

Free Practice Sector Analysis

Lap under Red Flag

— Invalidated Lap

■ Personal Best

■ Session Best

B Crossing the pit lane

Tour Lap	Temps Time	Secteur 1 Sector 1	Secteur 2 Sector 2	Secteur 3 Sector 3	Vitesse Speed	Heure Elapsed
8	3:28.337 B	31.908	39.718	2:16.711	57.7	18:26.991
9	1:41.688	34.481	40.372	26.835	118.1	20:08.679
10	1:40.983	27.710	42.369	30.904	119.0	21:49.662
11	1:32.796	27.463	39.138	26.195	129.5	23:22.458
12	1:38.551	27.112	40.220	31.219	121.9	25:01.009
13	1:47.965	33.994	42.590	31.381	111.3	26:48.974
14	1:46.818	29.977	45.824	31.017	112.5	28:35.792
15	1:33.100	26.711	39.189	27.200	129.0	30:08.892

10 Steven BROOKS						
Steven BROOKS LOTUS 91 1982						
1	2:56.875	1:33.796	49.409	33.670	67.9	2:56.875
2	1:59.321	34.391	50.206	34.724	100.7	4:56.196
3	1:45.346	31.238	43.779	30.329	114.0	6:41.542
4	2:26.647	37.663	1:02.736	46.248	81.9	9:08.189
5	2:20.845	52.838	56.657	31.350	85.3	11:29.034
6	1:44.583	29.929	44.275	30.379	114.9	13:13.617
7	1:49.180	34.912	45.287	28.981	110.0	15:02.797
8	1:41.599	30.345	42.441	28.813	118.2	16:44.396
9	2:10.632	33.269	57.623	39.740	92.0	18:55.028
10	1:43.746	28.927	43.075	31.744	115.8	20:38.774
11	1:37.706	28.046	41.239	28.421	123.0	22:16.480
12	1:37.566	28.002	41.424	28.140	123.1	23:54.046
13	1:39.453	28.982	41.988	28.483	120.8	25:33.499
14	1:38.168	28.561	41.245	28.362	122.4	27:11.667
15	1:41.068	28.940	42.691	29.437	118.9	28:52.735
16	1:50.255	33.312	45.431	31.512	109.0	30:42.990

11 Shaun LYNN						
CLASSIC TEAM LOTUS LTD LOTUS 95 1984						
1	3:39.083	2:02.894	57.055	39.134	54.8	3:39.083
2	2:09.765	39.801	53.151	36.813	92.6	5:48.848
3	2:12.813	39.529	53.008	40.276	90.5	8:01.661

Tour Lap	Temps Time	Secteur 1 Sector 1	Secteur 2 Sector 2	Secteur 3 Sector 3	Vitesse Speed	Heure Elapsed
4	6:17.109 B	48.022	1:05.565	4:23.522	31.9	14:18.770
5	2:16.553	46.692	53.776	36.085	88.0	16:35.323
6	2:06.236	39.143	51.528	35.565	95.2	18:41.559
7	1:58.081	35.507	49.638	32.936	101.7	20:39.640
8	1:57.119	34.081	49.225	33.813	102.6	22:36.759
9	2:01.456	35.386	52.433	33.637	98.9	24:38.215

12 John INGLESSIS						
John INGLESSIS LOTUS 91-7 1982						
1	3:48.700	2:18.385	55.350	34.965	52.5	3:48.700
2	1:59.345	35.568	49.760	34.017	100.7	5:48.045
3	2:06.497	34.257	49.787	42.453	95.0	7:54.542
4	2:38.885	51.996	1:06.249	40.640	75.6	10:33.427
5	1:52.367	33.725	47.274	31.368	106.9	12:25.794
6	1:57.875	34.563	51.432	31.880	101.9	14:23.669
7	1:52.653	34.457	47.099	31.097	106.6	16:16.322
8	1:51.596	34.190	46.066	31.340	107.6	18:07.918
9	1:47.912	31.740	45.126	31.046	111.3	19:55.830

14 Laurent FORT						
Laurent FORT ENSIGN MN180B 1980						
1	3:31.697	1:50.750	59.614	41.333	56.7	3:31.697
2	2:04.968	40.451	52.090	32.427	96.1	5:36.665
3	4:50.068 B	34.632	47.998	3:27.438	41.4	10:26.733
4	1:54.172	37.202	46.611	30.359	105.2	12:20.905
5	1:45.978	32.505	43.740	29.733	113.4	14:06.883
6	1:48.683	32.036	45.377	31.270	110.5	15:55.566
7	1:47.582	31.330	46.195	30.057	111.7	17:43.148
8	1:44.047	30.500	43.398	30.149	115.5	19:27.195
9	1:47.339	30.065	44.865	32.409	111.9	21:14.534
10	1:43.912	30.541	43.191	30.180	115.6	22:58.446
11	1:51.175	30.291	47.261	33.623	108.1	24:49.621
12	1:45.058	31.220	43.784	30.054	114.3	26:34.679



RACE G AYRTON SENNA - F1 Grand Prix cars from 1981 to 1985

Free Practice Sector Analysis













Lap under Red Flag

— Invalidated Lap

■ Personal Best

■ Session Best

B Crossing the pit lane

Tour Lap	Temps Time	Secteur 1 Sector 1	Secteur 2 Sector 2	Secteur 3 Sector 3	Vitesse Speed	Heure Elapsed	Tour Lap	Temps Time	Secteur 1 Sector 1	Secteur 2 Sector 2	Secteur 3 Sector 3	Vitesse Speed	Heure Elapsed
13	1:41.400	29.607	42.754	29.039	118.5	28:16.079	8	1:35.978	27.659	39.400	28.919	125.2	15:57.620
15	Guillaume ROMAN   PARABOLICA RACING ARROWS A8 1985						9	1:50.386	36.512	44.786	29.088	108.8	17:48.006
1	3:33.637	2:00.368	56.405	36.864	56.2	3:33.637	10	1:40.730	30.152	42.112	28.466	119.3	19:28.736
2	2:04.094	39.599	51.986	32.509	96.8	5:37.731	11	1:40.890	28.830	43.121	28.939	119.1	21:09.626
3	4:06.411 B	33.589	49.316	2:43.506	48.8	9:44.142	12	1:40.777	30.430	42.459	27.888	119.2	22:50.403
4	2:33.911	1:01.332	55.239	37.340	78.1	12:18.053	13	1:40.902	30.345	42.632	27.925	119.1	24:31.305
5	1:54.915	36.391	47.756	30.768	104.5	14:12.968	14	1:46.933	31.590	44.514	30.829	112.3	26:18.238
17	Octavio RINCON   Octavio RINCON MARCH 821 1982						15	1:41.402	29.257	43.701	28.444	118.5	27:59.640
1	2:56.508	1:30.751	50.977	34.780	68.1	2:56.508	16	1:31.172	26.659	38.505	26.008	131.8	29:30.812
2	2:00.423	34.696	51.299	34.428	99.8	4:56.931	17	1:31.331	27.349	38.529	25.453	131.5	31:02.143
3	1:53.802	34.041	47.793	31.968	105.6	6:50.733	20	Ian SIMMONDS   Ian SIMMONDS TYRRELL 12 1983					
4	2:34.927	35.669	1:10.217	49.041	77.5	9:25.660	1	2:51.836	1:10.520	56.586	44.730	69.9	2:51.836
5	2:20.281	1:00.205	48.406	31.670	85.6	11:45.941	2	9:14.686 B	38.524	56.049	7:40.113	21.7	12:06.522
6	1:53.557	33.164	49.116	31.277	105.8	13:39.498	23	Nicholas PADMORE   CHROMECARS RACING LOTUS 92 1983					
7	1:47.360	31.457	45.180	30.723	111.9	15:26.858	1	3:21.550	1:51.329	56.710	33.511	59.6	3:21.550
8	1:50.814	33.913	46.198	30.703	108.4	17:17.672	2	1:53.975	33.777	47.521	32.677	105.4	5:15.525
9	1:52.492	33.555	47.257	31.680	106.8	19:10.164	3	7:18.123 B	33.593	47.617	5:56.913	27.4	12:33.648
10	1:50.992	32.984	46.752	31.256	108.2	21:01.156	4	1:56.376	37.866	47.247	31.263	103.2	14:30.024
11	1:48.863	31.456	45.903	31.504	110.4	22:50.019	24	Yannick PANAGIOTIS   Yannick PANAGIOTIS TYRRELL 12 1984					
18	Stuart HALL   Roald GOETHE MARCH 821 1982						1	2:44.383	1:07.488	58.563	38.332	73.1	2:44.383
1	2:43.749	1:20.023	47.523	36.203	73.4	2:43.749	2	2:12.932	41.373	55.115	36.444	90.4	4:57.315
2	1:42.478	32.358	42.228	27.892	117.2	4:26.227	3	2:04.790	39.011	51.198	34.581	96.3	7:02.105
3	1:48.521	30.897	45.544	32.080	110.7	6:14.748	4	2:34.198	42.496	1:06.330	45.372	77.9	9:36.303
4	2:21.955	34.620	1:00.065	47.270	84.6	8:36.703	5	2:30.801	1:06.658	51.279	32.864	79.7	12:07.104
5	2:25.075	49.012	1:04.564	31.499	82.8	11:01.778	6	1:56.230	36.391	47.002	32.837	103.4	14:03.334
6	1:32.897	27.244	39.581	26.072	129.3	12:34.675	7	1:55.445	36.687	46.577	32.181	104.1	15:58.779
7	1:46.967	28.588	46.896	31.483	112.3	14:21.642							



RACE G AYRTON SENNA - F1 Grand Prix cars from 1981 to 1985

Free Practice Sector Analysis

Lap under Red Flag — Invalidated Lap ■ Personal Best ■ Session Best ■ Crossing the pit lane

Tour Lap	Temps Time	Secteur 1 Sector 1	Secteur 2 Sector 2	Secteur 3 Sector 3	Vitesse Speed	Heure Elapsed	Tour Lap	Temps Time	Secteur 1 Sector 1	Secteur 2 Sector 2	Secteur 3 Sector 3	Vitesse Speed	Heure Elapsed	
25	Ramzan ORUSBAEV													
	Evgeny KIREEV						LIGIER JS25 1985							
1	7:15.226	5:48.477	53.376	33.373	27.6	7:15.226	1	2:43.304	1:06.539	58.591	38.174	73.6	2:43.304	
2	2:52.588	47.206	1:14.119	51.263	69.6	10:07.814	2	2:00.268	38.066	49.307	32.895	99.9	4:43.572	
3	2:07.332	41.767	52.025	33.540	94.3	12:15.146	3	1:56.729	34.999	49.988	31.742	102.9	6:40.301	
4	1:49.563	32.889	46.734	29.940	109.6	14:04.709	4	5:06.247 B	36.266	1:04.165	3:25.816	39.2	11:46.548	
5	1:52.637	33.644	46.930	32.063	106.7	15:57.346	5	2:04.724	42.455	50.491	31.778	96.3	13:51.272	
6	1:53.642	37.490	45.966	30.186	105.7	17:50.988	6	1:58.166	35.564	50.937	31.665	101.7	15:49.438	
7	1:47.106	31.296	45.354	30.456	112.2	19:38.094	7	1:56.665	36.762	48.477	31.426	103.0	17:46.103	
8	1:53.944	32.131	45.820	35.993	105.4	21:32.038	8	1:51.766	33.259	47.466	31.041	107.5	19:37.869	
9	1:43.368	30.070	43.271	30.027	116.2	23:15.406	9	■ 1:48.136	31.907	45.518	30.711	111.1	21:26.005	
10	1:44.500	29.090	43.780	31.630	115.0	24:59.906	10	1:49.599	33.763	■ 45.045	30.791	109.6	23:15.604	
11	1:49.132	32.862	44.498	31.772	110.1	26:49.038	11	1:48.255	■ 31.850	45.264	31.141	111.0	25:03.859	
12	1:47.892	30.703	45.409	31.780	111.3	28:36.930	12	1:56.152	34.280	49.619	32.253	103.4	27:00.011	
13	■ 1:39.260	■ 28.577	■ 42.058	■ 28.625	121.0	30:16.190	13	1:51.976	33.797	46.913	31.266	107.3	28:51.987	
							14	<u>1:49.218</u>	33.482	45.133	■ 30.603	110.0	30:41.205	
26	Emmanuel BRIGAND													
	Emmanuel BRIGAND						LIGIER JS 21 1983							
1	3:19.996	1:51.215	53.566	35.215	60.1	3:19.996	1	2:43.123	1:04.210	59.757	39.156	73.6	2:43.123	
2	1:55.288	34.693	47.442	33.153	104.2	5:15.284	2	2:13.217	40.624	56.356	36.237	90.2	4:56.340	
3	1:56.071	35.380	48.078	32.613	103.5	7:11.355	3	2:10.552	39.067	55.570	35.915	92.0	7:06.892	
4	9:55.664 B	48.267	1:12.499	7:54.898	20.2	17:07.019	4	2:33.013	42.650	1:04.104	46.259	78.5	9:39.905	
5	1:57.457	39.858	46.209	31.390	102.3	19:04.476	5	2:41.464	1:04.500	59.516	37.448	74.4	12:21.369	
6	<u>1:46.764</u>	31.671	44.447	30.646	112.5	20:51.240	6	2:09.591	38.225	55.289	36.077	92.7	14:30.960	
7	1:48.554	31.356	46.548	30.650	110.7	22:39.794	7	2:07.266	38.470	53.747	35.049	94.4	16:38.226	
8	1:50.537	32.857	46.779	30.901	108.7	24:30.331	8	2:06.344	37.976	54.025	34.343	95.1	18:44.570	
9	1:46.054	32.284	43.847	29.923	113.3	26:16.385	9	2:00.024	35.236	51.375	33.413	100.1	20:44.594	
10	■ 1:45.663	30.819	45.803	■ 29.041	113.7	28:02.048	10	2:02.884	35.995	53.283	33.606	97.8	22:47.478	
11	<u>1:42.912</u>	30.161	■ 43.603	29.148	116.7	29:44.960	11	<u>2:01.598</u>	35.304	51.935	34.359	98.8	24:49.076	
27	Alejandro Walter CHAHWAN													
	Alejandro Walter CHAHWAN						MARCH 811 1981							
1	2:43.123	1:04.210	59.757	39.156	73.6	2:43.123	12	2:02.855	36.584	50.210	36.061	97.8	26:51.931	
2	2:13.217	40.624	56.356	36.237	90.2	4:56.340	13	1:59.047	35.247	50.487	33.313	100.9	28:50.978	
3	2:10.552	39.067	55.570	35.915	92.0	7:06.892	14	■ 1:56.561	■ 34.483	■ 49.908	■ 32.170	103.1	30:47.539	
4	2:33.013	42.650	1:04.104	46.259	78.5	9:39.905								
5	2:41.464	1:04.500	59.516	37.448	74.4	12:21.369								
6	2:09.591	38.225	55.289	36.077	92.7	14:30.960								
7	2:07.266	38.470	53.747	35.049	94.4	16:38.226								
8	2:06.344	37.976	54.025	34.343	95.1	18:44.570								
9	2:00.024	35.236	51.375	33.413	100.1	20:44.594								
10	2:02.884	35.995	53.283	33.606	97.8	22:47.478								
11	<u>2:01.598</u>	35.304	51.935	34.359	98.8	24:49.076								
12	2:02.855	36.584	50.210	36.061	97.8	26:51.931								
13	1:59.047	35.247	50.487	33.313	100.9	28:50.978								
14	■ 1:56.561	■ 34.483	■ 49.908	■ 32.170	103.1	30:47.539								
28	Nicholas PINK													
	Nicholas PINK						ARROWS A5 1981							



RACE G AYRTON SENNA - F1 Grand Prix cars from 1981 to 1985

Free Practice Sector Analysis




Lap under Red Flag

— Invalidated Lap

■ Personal Best

■ Session Best

B Crossing the pit lane

Tour Lap	Temps Time	Secteur 1 Sector 1	Secteur 2 Sector 2	Secteur 3 Sector 3	Vitesse Speed	Heure Elapsed	Tour Lap	Temps Time	Secteur 1 Sector 1	Secteur 2 Sector 2	Secteur 3 Sector 3	Vitesse Speed	Heure Elapsed
29	 Valerio LEONE						ARROWS A6 1983						
	Valerio LEONE												
1	2:22.327	55.632	53.934	32.761	84.4	2:22.327	15	1:50.873	31.874	47.320	31.679	108.4	28:50.842
2	1:44.806	31.077	44.509	29.220	114.6	4:07.133	16	1:43.344	29.863	43.751	29.730	116.2	30:34.186
3	1:42.816	29.044	45.399	28.373	116.8	5:49.949							
4	2:03.360	33.094	47.343	42.923	97.4	7:53.309							
5	2:37.573	51.913	1:06.101	39.559	76.2	10:30.882							
6	1:45.220	30.633	43.019	31.568	114.2	12:16.102							
7	1:48.493	32.950	46.161	29.382	110.7	14:04.595							
8	1:39.667	29.071	42.235	28.361	120.5	15:44.262							
9	1:43.457	30.815	43.518	29.124	116.1	17:27.719							
10	1:51.316	29.377	47.889	34.050	107.9	19:19.035							
11	1:45.379	29.691	46.197	29.491	114.0	21:04.414							
12	4:31.183 B	28.457	43.920	3:18.806	44.3	25:35.597							
13	2:01.300	39.955	49.428	31.917	99.0	27:36.897							
32	 Piero LOTTINI						OSELLA FA1B/81 1981						
	Piero LOTTINI												
1	2:24.637	53.955	56.179	34.503	83.1	2:24.637							
2	1:57.156	34.212	50.390	32.554	102.5	4:21.793							
3	2:06.543	36.479	54.958	35.106	94.9	6:28.336							
4	2:20.361	34.987	1:01.709	43.665	85.6	8:48.697							
5	2:27.352	47.736	1:05.622	33.994	81.5	11:16.049							
6	1:56.974	34.614	48.866	33.494	102.7	13:13.023							
7	2:04.457	36.966	54.104	33.387	96.5	15:17.480							
8	1:55.725	35.514	48.101	32.110	103.8	17:13.205							
9	2:00.573	37.378	50.022	33.173	99.6	19:13.778							
10	1:58.109	35.998	48.939	33.172	101.7	21:11.887							
11	1:53.539	34.227	47.203	32.109	105.8	23:05.426							
12	1:53.255	32.665	46.882	33.708	106.1	24:58.681							
13	1:54.053	35.449	47.396	31.208	105.3	26:52.734							
14	1:51.577	34.246	46.602	30.729	107.7	28:44.311							
15	1:53.223	32.815	49.628	30.780	106.1	30:37.534							
33	 Andy WOLFE						LOLA BEATRICE THL1 1985						
	Shaun LYNN												
1	4:08.691 B	1:39.070	1:10.130	1:19.491	48.3	4:08.691							
2	2:23.266	44.779	58.781	39.706	83.9	6:31.957							
3	2:33.523	43.197	1:04.613	45.713	78.3	9:05.480							
4	2:32.026	53.446	1:00.321	38.259	79.0	11:37.506							
5	2:07.970	38.960	54.401	34.609	93.9	13:45.476							
6	2:11.681	40.425	56.083	35.173	91.2	15:57.157							
7	2:04.346	40.241	50.037	34.068	96.6	18:01.503							
8	1:59.287	34.372	51.766	33.149	100.7	20:00.790							
9	1:55.631	34.763	48.511	32.357	103.9	21:56.421							
10	1:53.525	33.373	48.689	31.463	105.8	23:49.946							



15^e GRAND PRIX DE MONACO HISTORIQUE | 24-26 AVRIL 2026



RACE G AYRTON SENNA - F1 Grand Prix cars from 1981 to 1985

Free Practice Sector Analysis

Lap under Red Flag

— Invalidated Lap

■ Personal Best

■ Session Best

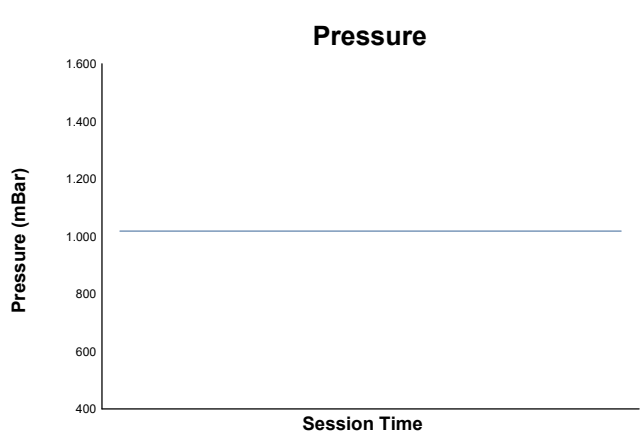

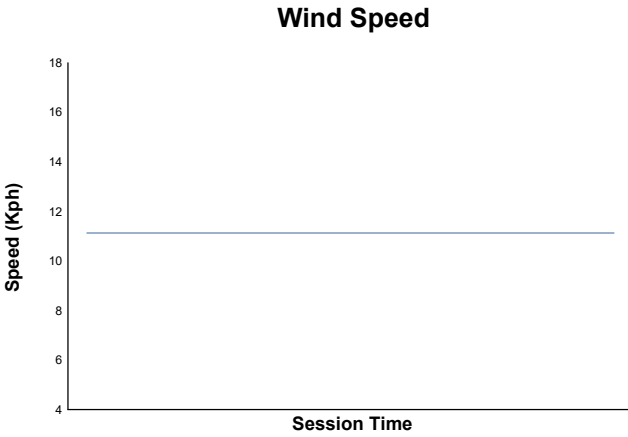
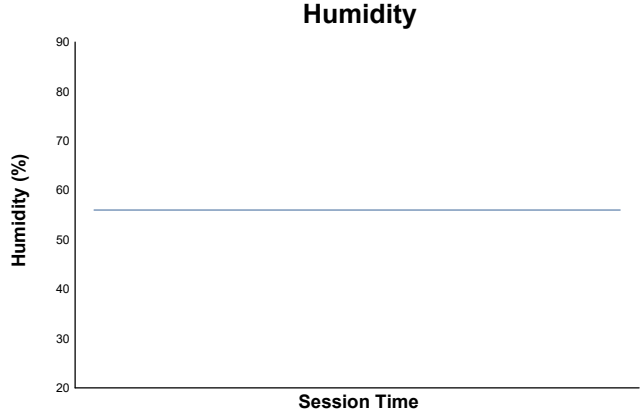
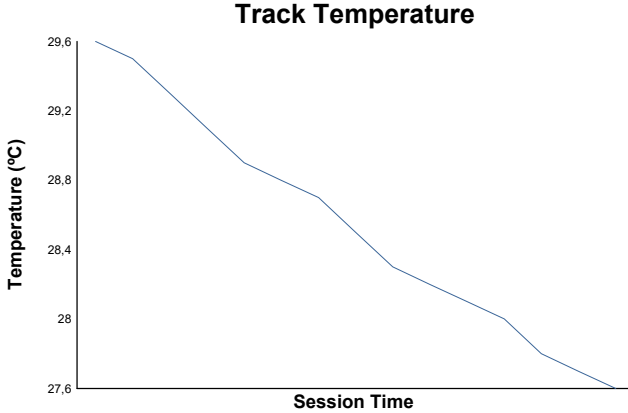
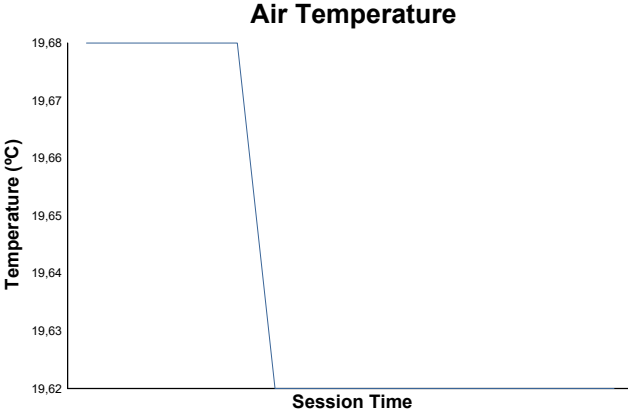
B Crossing the pit lane

Tour Lap	Temps Time	Secteur 1 Sector 1	Secteur 2 Sector 2	Secteur 3 Sector 3	Vitesse Speed	Heure Elapsed	Tour Lap	Temps Time	Secteur 1 Sector 1	Secteur 2 Sector 2	Secteur 3 Sector 3	Vitesse Speed	Heure Elapsed
11	2:57.485 B	32.872	52.141	1:32.472	67.7	26:47.431	11	1:37.737	27.905	41.148	28.684	122.9	21:25.534
12	2:12.275	47.468	50.937	33.870	90.8	28:59.706	12	1:37.173	28.071	40.815	28.287	123.6	23:02.707
35	Joe MACARI						13	1:54.150	28.247	51.517	34.386	105.2	24:56.857
	Joe MACARI					TYRRELL 12 1985	14	1:58.798	39.987	50.340	28.471	101.1	26:55.655
1	3:13.128	1:42.390	55.675	35.063	62.2	3:13.128	15	1:50.013	31.931	48.495	29.587	109.2	28:45.668
2	1:51.768	33.950	46.111	31.707	107.5	5:04.896	16	1:37.283	28.839	41.288	27.156	123.5	30:22.951
3	1:56.332	32.723	52.531	31.078	103.3	7:01.228	38						
4	2:33.569	41.926	1:05.988	45.655	78.2	9:34.797	Frits VAN EERD						
5	2:23.854	1:06.662	47.029	30.163	83.5	11:58.651	Frits VAN EERD						WILLIAMS FW08C 1983
6	1:47.440	31.744	46.153	29.543	111.8	13:46.091	1	3:03.059	1:38.522	52.302	32.235	65.6	3:03.059
7	1:48.086	35.153	43.419	29.514	111.1	15:34.177	2	1:54.330	33.088	47.959	33.283	105.1	4:57.389
8	1:47.725	35.355	43.022	29.348	111.5	17:21.902	3	1:47.691	33.153	45.780	28.758	111.6	6:45.080
9	1:51.632	32.519	46.962	32.151	107.6	19:13.534	4	2:24.485	35.561	1:02.378	46.546	83.1	9:09.565
10	2:07.625	32.499	54.314	40.812	94.1	21:21.159	5	2:19.881	52.863	55.938	31.080	85.9	11:29.446
11	1:43.916	31.470	43.264	29.182	115.6	23:05.075	6	1:46.051	32.456	44.738	28.857	113.3	13:15.497
12	1:50.428	30.144	44.553	35.731	108.8	24:55.503	7	1:47.735	33.526	45.492	28.717	111.5	15:03.232
13	1:48.055	31.612	44.990	31.453	111.2	26:43.558	8	1:42.517	31.102	42.924	28.491	117.2	16:45.749
14	1:43.248	30.307	42.837	30.104	116.4	28:26.806	9	1:51.683	32.440	49.250	29.993	107.6	18:37.432
15	1:47.316	29.753	44.695	32.868	111.9	30:14.122	10	1:41.765	30.226	42.552	28.987	118.0	20:19.197
37	Mark HAZELL						11	1:40.545	30.130	42.621	27.794	119.5	21:59.742
	Mark HAZELL					WILLIAMS FW08C 1983	12	1:40.976	30.355	43.107	27.514	119.0	23:40.718
1	2:49.613	1:20.734	54.054	34.825	70.8	2:49.613	13	1:40.766	29.060	42.804	28.902	119.2	25:21.484
2	1:55.710	35.526	50.087	30.097	103.8	4:45.323	14	1:40.652	30.335	42.306	28.011	119.4	27:02.136
3	1:46.830	31.991	45.628	29.211	112.5	6:32.153	15	1:46.391	31.181	44.964	30.246	112.9	28:48.527
4	2:17.676	31.948	1:01.589	44.139	87.3	8:49.829	16	1:43.340	29.558	45.038	28.744	116.2	30:31.867
5	2:22.231	47.686	1:03.714	30.831	84.5	11:12.060							
6	1:43.225	31.010	44.099	28.116	116.4	12:55.285							
7	1:40.038	29.834	41.864	28.340	120.1	14:35.323							
8	1:51.211	31.323	48.946	30.942	108.0	16:26.534							
9	1:41.574	28.750	41.840	30.984	118.3	18:08.108							
10	1:39.689	28.607	43.306	27.776	120.5	19:47.797							



RACE G AYRTON SENNA - F1 Grand Prix cars from 1981 to 1985

Free Practice Weather Report



Track Status: **DRY**

