



RACE G AYRTON SENNA - F1 Grand Prix cars from 1981 to 1985

Qualifying Practice Final Classification

Num Pilote No Driver	Nat Pil Dr Nat	Concurrent Competitor	Nat Con Com Nat	Classe Class	Marque Modèle - Année Type Model - Year	Temps Time	Tour	Tours Laps	Ecart Gap	Vitesse Speed
1 18		HALL Stuart								
2 9		WERNER Marco								
3 6		KAPADIA Alex								
4 2		D'ANSEBOURG Werner								
5 4		CONSTABLE Jamie								
6 37		HAZELL Mark								
7 29		LEONE Valerio								
8 1		D'ANSEBOURG Christophe								
9 25		ORUSBAEV Ramzan								
10 10		BROOKS Steven								
11 7		TORIBA Yutaka								
12 38		VAN EERD Frits								
13 35		MACARI Joe								
14 14		FORT Laurent								
15 3		HAGAN James								
16 31		GIRARDO Massimiliano								
17 23		PADMORE Nicholas								
18 24		PANAGIOTIS Yannick								
19 17		RINCON Octavio								
20 30		HARTLEY Steven								
21 5		GAIO CUEVAS Osvaldo								
22 27		CHAHWAN Alejandro Walter								
23 11		LYNN Shaun								
24 12		INGLESSIS John								
25 20		SIMMONDS Ian								
26 32		LOTTINI Piero								
27 28		PINK Nicholas								
■ Max. qual. time: 1:57.698										
15		ROMAN Guillaume								
26		BRIGAND Emmanuel								
* 33		LYNN Maxwell								



RACE G AYRTON SENNA - F1 Grand Prix cars from 1981 to 1985






Qualifying Practice Final Classification

Num Pilote No Driver	Nat Pil Dr Nat	Concurrent Competitor	Nat Con Com Nat	Classe Class	Marque Modèle - Année Type Model - Year	Temps Time	Tour Laps	Tours Laps	Ecart Gap	Vitesse Speed
-------------------------	-------------------	--------------------------	--------------------	-----------------	--	---------------	--------------	---------------	--------------	------------------

* CAR #33 - Accepted to race in an "invitation" class - Art.12 - Supplementary Regulations and Bulletin N°1.1
 CAR 25 - LAPS 1, 2, 8 AND 10 DELETED DUE TO TRACK LIMITS
 CAR 37 - LAPS 1, 6, 10 AND 12 DELETED DUE TO TRACK LIMITS
 CAR 27 - LAP 2 DELETED DUE TO TRACK LIMITS
 CAR 12 - LAP 5 DELETED DUE TO TRACK LIMITS
 CAR 20 - LAP 6 DELETED DUE TO TRACK LIMITS
 CARS 3, 32 AND 35 - LAP 7 DELETED DUE TO TRACK LIMITS
 CAR 10 - LAPS 7, 10 AND 11 DELETED DUE TO TRACK LIMITS
 CAR 7 - LAP 7 AND 9 DELETED DUE TO TRACK LIMITS
 CAR 4 - LAP 10 DELETED DUE TO TRACK LIMITS

Published at: ...10:00.....

Track Status: **DRY**

<p>Stewards:</p> <div style="display: flex; justify-content: space-around; align-items: center;">     </div> <p style="font-size: small; text-align: center;"> J.F. CALMES - Chairman of the Stewards C.GEFFROY - Steward D.MIGEON - Steward C. PLASSERAUD - Steward </p>	<p>Timekeeper: Alberto ESTÉBANEZ</p> 
---	---





RACE G AYRTON SENNA - F1 Grand Prix cars from 1981 to 1985

Qualifying Practice Best Sector Times

Pos	Secteur 1 Sector 1		Secteur 2 Sector 2		Secteur 3 Sector 3		Pos	Num Pilote No Driver	Tour Idéal-Ideal Lap	M.Tour-Best Lap
	Num Pilote No Driver	Temps Time	Num Pilote No Driver	Temps Time	Num Pilote No Driver	Temps Time				
1	18 S.HALL	26.369	9 M.WERNER	38.410	18 S.HALL	25.239	1	18 S.HALL	1:30.204	1:30.537 (1)
2	9 M.WERNER	26.417	18 S.HALL	38.596	6 A.KAPADIA	25.810	2	9 M.WERNER	1:30.734	1:30.845 (2)
3	6 A.KAPADIA	26.510	6 A.KAPADIA	38.787	9 M.WERNER	25.907	3	6 A.KAPADIA	1:31.107	1:31.107 (3)
4	4 J.CONSTABLE	27.109	4 J.CONSTABLE	39.567	2 W.D'ANSEMOURG	26.174	4	4 J.CONSTABLE	1:33.152	1:34.145 (5)
5	2 W.D'ANSEMOURG	27.319	7 Y.TORIBA	39.625	4 J.CONSTABLE	26.476	5	2 W.D'ANSEMOURG	1:33.653	1:33.653 (4)
6	25 R.ORUSBAEV	27.516	10 S.BROOKS	39.813	7 Y.TORIBA	26.504	6	7 Y.TORIBA	1:33.962	1:37.509 (11)
7	37 M.HAZELL	27.660	25 R.ORUSBAEV	40.087	37 M.HAZELL	26.747	7	25 R.ORUSBAEV	1:34.853	1:36.469 (9)
8	10 S.BROOKS	27.683	2 W.D'ANSEMOURG	40.160	1 C.D'ANSEMOURG	26.959	8	10 S.BROOKS	1:35.072	1:36.755 (10)
9	1 C.D'ANSEMOURG	27.684	29 V.LEONE	40.517	38 F.VAN EERD	27.031	9	37 M.HAZELL	1:35.394	1:35.429 (6)
10	7 Y.TORIBA	27.833	35 J.MACARI	40.800	29 V.LEONE	27.177	10	1 C.D'ANSEMOURG	1:35.494	1:35.922 (8)
11	29 V.LEONE	27.908	1 C.D'ANSEMOURG	40.851	25 R.ORUSBAEV	27.250	11	29 V.LEONE	1:35.602	1:35.602 (7)
12	3 J.HAGAN	27.925	37 M.HAZELL	40.987	10 S.BROOKS	27.576	12	38 F.VAN EERD	1:37.316	1:37.529 (12)
13	14 L.FORT	28.743	31 M.GIRARDO	41.149	31 M.GIRARDO	27.605	13	35 J.MACARI	1:37.745	1:37.745 (13)
14	38 F.VAN EERD	28.813	38 F.VAN EERD	41.472	35 J.MACARI	27.780	14	31 M.GIRARDO	1:38.043	1:39.684 (16)
15	24 Y.PANAGIOTIS	29.157	14 L.FORT	41.517	23 N.PADMORE	28.114	15	3 J.HAGAN	1:38.188	1:39.557 (15)
16	35 J.MACARI	29.165	3 J.HAGAN	42.110	3 J.HAGAN	28.153	16	14 L.FORT	1:38.544	1:38.812 (14)
17	31 M.GIRARDO	29.289	17 O.RINCON	42.293	14 L.FORT	28.284	17	24 Y.PANAGIOTIS	1:40.661	1:41.416 (18)
18	30 S.HARTLEY	29.612	23 N.PADMORE	42.751	5 O.GAIO CUEVAS	28.348	18	23 N.PADMORE	1:40.692	1:40.849 (17)
19	5 O.GAIO CUEVAS	29.748	30 S.HARTLEY	43.099	24 Y.PANAGIOTIS	28.385	19	17 O.RINCON	1:41.146	1:41.604 (19)
20	23 N.PADMORE	29.827	24 Y.PANAGIOTIS	43.119	30 S.HARTLEY	28.581	20	30 S.HARTLEY	1:41.292	1:41.958 (20)
21	17 O.RINCON	29.939	5 O.GAIO CUEVAS	43.321	17 O.RINCON	28.914	21	5 O.GAIO CUEVAS	1:41.417	1:42.220 (21)
22	32 P.LOTTINI	30.594	11 S.LYNN	44.405	27 A.CHAHWAN	29.460	22	27 A.CHAHWAN	1:44.784	1:45.010 (22)
23	27 A.CHAHWAN	30.798	27 A.CHAHWAN	44.526	11 S.LYNN	29.890	23	11 S.LYNN	1:45.900	1:45.900 (23)
24	20 I.SIMMONDS	31.082	12 J.INGLESSIS	44.747	12 J.INGLESSIS	30.336	24	20 I.SIMMONDS	1:46.799	1:47.564 (25)
25	11 S.LYNN	31.605	20 I.SIMMONDS	45.128	20 I.SIMMONDS	30.589	25	12 J.INGLESSIS	1:46.822	1:47.224 (24)
26	12 J.INGLESSIS	31.739	32 P.LOTTINI	45.534	32 P.LOTTINI	30.723	26	32 P.LOTTINI	1:46.851	1:50.820 (26)
27	28 N.PINK	33.138	28 N.PINK	47.025	28 N.PINK	31.611	27	28 N.PINK	1:51.774	1:51.884 (27)
28	33 M.LYNN	36.531	33 M.LYNN	47.923	33 M.LYNN	34.173	28	33 M.LYNN	1:58.627	



15^e GRAND PRIX DE MONACO HISTORIQUE | 24-26 AVRIL 2026



RACE G AYRTON SENNA - F1 Grand Prix cars from 1981 to 1985

Qualifying Practice Sector Analysis

Lap under Red Flag

— Invalidated Lap

■ Personal Best

■ Session Best

B Crossing the pit lane







Tour Lap	Temps Time	Secteur 1 Sector 1	Secteur 2 Sector 2	Secteur 3 Sector 3	Vitesse Speed	Heure Elapsed	Tour Lap	Temps Time	Secteur 1 Sector 1	Secteur 2 Sector 2	Secteur 3 Sector 3	Vitesse Speed	Heure Elapsed
1 Christophe D'ANSEMBOURG													
D'ANSEMBOURG, Christophe							WILLIAMS FW07C 1981						
1	2:53.919	1:34.885	48.235	30.799	69.1	2:53.919	1	3:15.470	1:45.321	54.378	35.771	61.5	3:15.470
2	1:42.632	29.968	43.465	29.199	117.1	4:36.551	2	1:51.031	34.449	46.079	30.503	108.2	5:06.501
3	1:42.102	28.686	45.060	28.356	117.7	6:18.653	3	1:47.363	30.327	46.530	30.506	111.9	6:53.864
4	1:47.677	33.485	42.342	31.850	111.6	8:06.330	4	1:40.116	29.003	42.960	28.153	120.0	8:33.980
5	1:38.123	28.480	40.939	28.704	122.4	9:44.453	5	1:40.643	30.064	42.262	28.317	119.4	10:14.623
6	1:36.154	27.838	41.116	27.200	124.9	11:20.607	6	1:58.563	34.852	52.364	31.347	101.3	12:13.186
7	1:41.841	31.138	43.299	27.404	118.0	13:02.448	7	<u>1:41.374</u>	29.760	42.110	29.504	118.5	13:54.560
8	1:36.422	27.684	41.720	27.018	124.6	14:38.870	8	1:40.146	28.994	42.523	28.629	120.0	15:34.706
9	1:39.752	30.043	41.414	28.295	120.4	16:18.622	9	1:48.166	30.359	43.371	34.436	111.1	17:22.872
10	1:40.525	27.803	42.424	30.298	119.5	17:59.147	10	1:46.295	30.605	45.760	29.930	113.0	19:09.167
11	1:39.697	29.113	42.868	27.716	120.5	19:38.844	11	1:39.557	27.925	42.931	28.701	120.7	20:48.724
12	1:35.922	28.112	40.851	26.959	125.2	21:14.766							
2 Werner D'ANSEMBOURG													
D'ANSEMBOURG, Werner							BRABHAM BT49D 1982						
1	2:51.157	1:33.525	47.612	30.020	70.2	2:51.157							
2	1:40.462	28.758	42.979	28.725	119.6	4:31.619							
3	1:46.667	30.134	47.817	28.716	112.6	6:18.286							
4	1:47.325	33.195	41.721	32.409	111.9	8:05.611							
5	1:36.764	28.325	40.689	27.750	124.1	9:42.375							
6	1:35.439	27.894	40.713	26.832	125.9	11:17.814							
7	1:43.161	31.170	44.752	27.239	116.5	13:00.975							
8	1:37.400	27.657	42.635	27.108	123.3	14:38.375							
9	1:33.653	27.319	40.160	26.174	128.3	16:12.028							
10	1:42.811	28.138	44.598	30.075	116.8	17:54.839							
11	1:42.735	31.362	41.821	29.552	116.9	19:37.574							
12	1:36.239	27.442	40.457	28.340	124.8	21:13.813							
3 James HAGAN													
HAGAN, James							TYRRELL 011-B 1983						
							4 Jamie CONSTABLE						
							CONSTABLE, Jamie						
							TYRRELL 11 1983						
							1	3:51.603	2:29.740	50.376	31.487	51.9	3:51.603
							2	1:44.600	30.979	45.619	28.002	114.8	5:36.203
							3	1:44.725	28.098	44.028	32.599	114.7	7:20.928
							4	1:39.498	27.209	40.759	31.530	120.7	9:00.426
							5	1:35.627	28.632	39.567	27.428	125.6	10:36.053
							6	2:01.833	40.157	47.885	33.791	98.6	12:37.886
							7	1:34.145	27.343	40.326	26.476	127.6	14:12.031
							8	2:30.704 B	27.674	51.033	1:11.997	79.7	16:42.735
							9	1:52.648	37.698	46.753	28.197	106.6	18:35.383
							10	<u>1:35.112</u>	27.109	40.094	27.909	126.3	20:10.495
							5 Oswaldo GAI0 CUEVAS						
							GAI0 CUEVAS, Oswaldo						
							WILLIAMS FW08 1982						
							1	2:57.592	1:36.556	49.935	31.101	67.6	2:57.592
							2	1:42.363	30.040	43.321	29.002	117.4	4:39.955
							3	1:44.033	29.748	44.704	29.581	115.5	6:23.988
							4	1:44.694	30.259	45.232	29.203	114.7	8:08.682
							5	1:42.220	30.262	43.610	28.348	117.5	9:50.902







RACE G AYRTON SENNA - F1 Grand Prix cars from 1981 to 1985

Qualifying Practice Sector Analysis

Lap under Red Flag — Invalidated Lap ■ Personal Best ■ Session Best ■ Crossing the pit lane

Tour Lap	Temps Time	Secteur 1 Sector 1	Secteur 2 Sector 2	Secteur 3 Sector 3	Vitesse Speed	Heure Elapsed
6	 Alex KAPADIA	WILLIAMS FW08 1982				
	 KAPADIA, Alex					
1	2:36.450	1:19.972	43.990	32.488	76.8	2:36.450
2	1:45.114	29.533	46.269	29.312	114.3	4:21.564
3	1:39.485	29.523	40.590	29.372	120.8	6:01.049
4	1:33.400	27.178	39.009	27.213	128.6	7:34.449
5	1:32.492	27.220	38.909	26.363	129.9	9:06.941
6	1:41.372	28.730	41.663	30.979	118.5	10:48.313
7	1:42.083	30.298	43.093	28.692	117.7	12:30.396
8	1:39.042	27.874	40.089	31.079	121.3	14:09.438
9	1:44.671	28.199	44.715	31.757	114.8	15:54.109
10	1:35.530	27.030	38.925	29.575	125.8	17:29.639
11	1:31.107	26.510	38.787	25.810	131.9	19:00.746
12	1:39.151	28.643	39.266	31.242	121.2	20:39.897
7	 Yutaka TORIBA	WILLIAMS FW07C 1981				
	 TORIBA, Yutaka					
1	2:01.185	47.788	45.469	27.928	99.1	2:01.185
2	1:41.405	29.153	45.128	27.124	118.5	3:42.590
3	1:43.323	31.763	43.305	28.255	116.3	5:25.913
4	3:44.923 B	30.284	42.801	2:31.838	53.4	9:10.836
5	1:45.676	33.427	40.767	31.482	113.7	10:56.512
6	1:51.358	33.852	43.429	34.077	107.9	12:47.870
7	1:37.589	27.833	39.625	30.131	123.1	14:25.459
8	1:42.984	27.891	46.830	28.263	116.7	16:08.443
9	1:43.301	28.419	46.314	28.568	116.3	17:51.744
10	1:37.509	29.128	41.133	27.248	123.2	19:29.253
11	1:42.058	32.037	43.517	26.504	117.7	21:11.311
9	 Marco WERNER	LOTUS 87B 1982				
	 CHROME CARS RACING					
1	2:30.597	1:09.896	51.260	29.441	79.8	2:30.597

Tour Lap	Temps Time	Secteur 1 Sector 1	Secteur 2 Sector 2	Secteur 3 Sector 3	Vitesse Speed	Heure Elapsed
2	1:43.258	32.998	42.954	27.306	116.3	4:13.855
3	1:45.656	29.963	43.126	32.567	113.7	5:59.511
4	1:30.845	26.417	38.521	25.907	132.2	7:30.356
5	1:30.929	26.521	38.410	25.998	132.1	9:01.285
6	1:54.260	35.357	46.105	32.798	105.1	10:55.545
7	1:46.853	33.401	43.575	29.877	112.4	12:42.398
8	1:36.464	26.935	38.631	30.898	124.5	14:18.862
9	1:36.513	26.574	40.975	28.964	124.5	15:55.375
10	1:44.970	28.095	48.702	28.173	114.4	17:40.345
11	1:32.087	26.508	38.893	26.686	130.5	19:12.432
12	1:31.533	26.595	38.945	25.993	131.2	20:43.965
10	 Steven BROOKS	LOTUS 91 1982				
	 BROOKS, Steven					
1	3:42.140	1:51.852	1:09.937	40.351	54.1	3:42.140
2	1:43.578	31.304	43.276	28.998	116.0	5:25.718
3	1:41.428	29.133	42.371	29.924	118.4	7:07.146
4	1:44.482	30.727	44.228	29.527	115.0	8:51.628
5	1:37.072	27.683	41.813	27.576	123.8	10:28.700
6	1:58.616	34.590	53.092	30.934	101.3	12:27.316
7	1:43.214	27.818	42.921	32.475	116.4	14:10.530
8	1:44.675	28.119	44.253	32.303	114.8	15:55.205
9	1:36.755	27.798	39.813	29.144	124.2	17:31.960
10	1:44.437	28.233	43.156	33.048	115.0	19:16.397
11	1:40.207	27.794	41.359	31.054	119.9	20:56.604
11	 Shaun LYNN	LOTUS 95 1984				
	 CLASSIC TEAM LOTUS LTD					
1	3:14.881	1:43.865	55.252	35.764	61.6	3:14.881
2	1:59.647	39.120	48.510	32.017	100.4	5:14.528
3	1:50.803	33.321	46.612	30.870	108.4	7:05.331
4	1:54.174	35.647	47.561	30.966	105.2	8:59.505
5	3:40.719 B	34.103	49.275	2:17.341	54.4	12:40.224



15^e GRAND PRIX DE MONACO HISTORIQUE | 24-26 AVRIL 2026



RACE G AYRTON SENNA - F1 Grand Prix cars from 1981 to 1985

Qualifying Practice Sector Analysis

Lap under Red Flag

— Invalidated Lap

■ Personal Best

■ Session Best

B Crossing the pit lane

Tour Lap	Temps Time	Secteur 1 Sector 1	Secteur 2 Sector 2	Secteur 3 Sector 3	Vitesse Speed	Heure Elapsed
6	2:05.797	44.457	50.497	30.843	95.5	14:46.021
7	1:48.355	31.623	45.421	31.311	110.9	16:34.376
8	1:50.032	32.907	46.498	30.627	109.2	18:24.408
9	1:45.900	31.605	44.405	29.890	113.4	20:10.308

12 **John INGLESSIS**
 INGLESSIS, John LOTUS 91-7 1982

1	3:06.871	1:39.895	53.501	33.475	64.3	3:06.871
2	1:55.972	34.722	48.023	33.227	103.6	5:02.843
3	1:51.198	32.343	47.584	31.271	108.0	6:54.041
4	1:49.863	32.104	46.882	30.877	109.3	8:43.904
5	<u>1:50.920</u>	32.113	47.324	31.483	108.3	10:34.824
6	1:55.100	36.086	47.849	31.165	104.4	12:29.924
7	1:50.564	31.808	45.575	33.181	108.7	14:20.488
8	1:47.224	32.141	44.747	30.336	112.0	16:07.712
9	1:54.693	31.920	48.952	33.821	104.7	18:02.405
10	1:49.372	31.739	46.633	31.000	109.8	19:51.777

14 **Laurent FORT**
 FORT, Laurent ENSIGN MN180B 1980

1	3:07.144	1:38.743	53.422	34.979	64.2	3:07.144
2	1:54.406	35.354	47.607	31.445	105.0	5:01.550
3	1:44.607	30.694	44.188	29.725	114.8	6:46.157
4	1:43.146	30.328	43.344	29.474	116.5	8:29.303
5	1:42.502	29.372	43.162	29.968	117.2	10:11.805
6	1:44.958	31.004	44.562	29.392	114.5	11:56.763
7	1:40.902	30.054	42.198	28.650	119.1	13:37.665
8	1:40.398	29.242	42.425	28.731	119.7	15:18.063
9	1:39.287	28.743	41.902	28.642	121.0	16:57.350
10	1:39.483	28.970	42.012	28.501	120.8	18:36.833
11	1:38.812	29.011	41.517	28.284	121.6	20:15.645

17 **Octavio RINCON**
 RINCON, Octavio MARCH 821 1982

1	2:29.756	1:07.471	51.015	31.270	80.2	2:29.756
2	1:47.847	33.233	45.035	29.579	111.4	4:17.603
3	1:45.422	31.056	44.190	30.176	114.0	6:03.025
4	1:43.698	30.121	43.849	29.728	115.8	7:46.723
5	1:46.417	32.419	44.274	29.724	112.9	9:33.140
6	1:45.629	31.759	44.217	29.653	113.7	11:18.769
7	1:47.843	32.573	45.459	29.811	111.4	13:06.612
8	1:41.654	29.984	42.756	28.914	118.2	14:48.266
9	1:45.442	29.939	45.184	30.319	113.9	16:33.708
10	1:45.850	30.157	45.064	30.629	113.5	18:19.558
11	1:41.604	30.051	42.293	29.260	118.2	20:01.162

18 **Stuart HALL**
 GOETHE, Roald MARCH 821 1982

1	2:28.726	1:08.568	48.111	32.047	80.8	2:28.726
2	1:44.721	31.414	45.202	28.105	114.7	4:13.447
3	1:43.324	29.968	42.488	30.868	116.3	5:56.771
4	1:31.004	26.782	38.786	25.436	132.0	7:27.775
5	1:32.899	26.616	38.596	27.687	129.3	9:00.674
6	1:43.114	28.901	46.844	27.369	116.5	10:43.788
7	1:45.858	33.031	44.446	28.381	113.5	12:29.646
8	1:38.073	26.456	41.536	30.081	122.5	14:07.719
9	1:44.557	29.286	44.595	30.676	114.9	15:52.276
10	1:35.345	26.369	40.707	28.269	126.0	17:27.621
11	1:30.537	26.438	38.860	25.239	132.7	18:58.158
12	1:36.851	28.771	40.667	27.413	124.0	20:35.009

20 **Ian SIMMONDS**
 SIMMONDS, Ian TYRRELL 12 1983

1	2:35.824	1:05.917	54.921	34.986	77.1	2:35.824
---	----------	----------	--------	--------	------	----------



15^e GRAND PRIX DE MONACO HISTORIQUE | 24-26 AVRIL 2026



RACE G AYRTON SENNA - F1 Grand Prix cars from 1981 to 1985

Qualifying Practice Sector Analysis

Lap under Red Flag

— Invalidated Lap

■ Personal Best

■ Session Best

B Crossing the pit lane

Tour Lap	Temps Time	Secteur 1 Sector 1	Secteur 2 Sector 2	Secteur 3 Sector 3	Vitesse Speed	Heure Elapsed
2	2:00.023	35.676	52.080	32.267	100.1	4:35.847
3	1:52.557	32.144	47.699	32.714	106.7	6:28.404
4	1:49.928	31.082	47.087	31.759	109.3	8:18.332
5	1:48.017	31.341	45.400	31.276	111.2	10:06.349
6	1:59.961	34.015	50.289	35.657	100.1	12:06.310
7	1:48.544	31.602	45.197	31.745	110.7	13:54.854
8	1:47.564	31.400	45.128	31.036	111.7	15:42.418
9	1:49.328	31.365	45.988	31.975	109.9	17:31.746
10	1:48.125	32.029	45.507	30.589	111.1	19:19.871
11	1:48.810	32.005	46.079	30.726	110.4	21:08.681

23 Nicholas PADMORE						
CHROMECARS RACING LOTUS 92 1983						
Tour Lap	Temps Time	Secteur 1 Sector 1	Secteur 2 Sector 2	Secteur 3 Sector 3	Vitesse Speed	Heure Elapsed
1	3:41.961	2:23.008	47.280	31.673	54.1	3:41.961
2	1:40.849	29.984	42.751	28.114	119.1	5:22.810
3	1:43.019	29.827	43.628	29.564	116.6	7:05.829
4	5:43.558 B	31.329	46.731	4:25.498	35.0	12:49.387
5	3:31.744 B	34.671	43.190	2:13.883	56.7	16:21.131
6	1:45.327	33.231	43.248	28.848	114.1	18:06.458

24 Yannick PANAGIOTIS						
PANAGIOTIS, Yannick TYRRELL 12 1984						
Tour Lap	Temps Time	Secteur 1 Sector 1	Secteur 2 Sector 2	Secteur 3 Sector 3	Vitesse Speed	Heure Elapsed
1	2:28.324	1:02.376	53.050	32.898	81.0	2:28.324
2	1:55.710	33.680	48.721	33.309	103.8	4:24.034
3	1:51.034	35.742	44.852	30.440	108.2	6:15.068
4	1:52.786	31.467	45.716	35.603	106.5	8:07.854
5	1:50.556	35.009	45.635	29.912	108.7	9:58.410
6	1:48.275	33.326	45.264	29.685	111.0	11:46.685
7	1:44.240	30.449	44.603	29.188	115.2	13:30.925
8	1:43.276	30.291	43.924	29.061	116.3	15:14.201
9	1:41.416	29.912	43.119	28.385	118.5	16:55.617
10	1:42.978	29.276	45.037	28.665	116.7	18:38.595
11	1:42.105	29.157	44.316	28.632	117.7	20:20.700

25 Ramzan ORUSBAEV						
KIREEV, Evgeny LIGIER JS25 1985						
Tour Lap	Temps Time	Secteur 1 Sector 1	Secteur 2 Sector 2	Secteur 3 Sector 3	Vitesse Speed	Heure Elapsed
1	<u>2:38.438</u>	1:20.392	46.248	31.798	75.8	2:38.438
2	<u>1:47.843</u>	32.609	44.016	31.218	111.4	4:26.281
3	1:40.633	30.430	42.403	27.800	119.4	6:06.914
4	1:40.344	29.719	41.783	28.842	119.7	7:47.258
5	1:39.479	30.833	41.009	27.637	120.8	9:26.737
6	1:36.469	28.175	41.044	27.250	124.5	11:03.206
7	1:42.209	31.175	40.606	30.428	117.5	12:45.415
8	<u>1:38.264</u>	28.001	40.570	29.693	122.3	14:23.679
9	1:38.102	28.177	41.436	28.489	122.5	16:01.781
10	<u>1:41.125</u>	28.515	42.133	30.477	118.8	17:42.906
11	1:38.170	27.516	40.087	30.567	122.4	19:21.076
12	1:38.002	29.889	40.808	27.305	122.6	20:59.078

27 Alejandro Walter CHAHWAN						
CHAHWAN, Alejandro Walter MARCH 811 1981						
Tour Lap	Temps Time	Secteur 1 Sector 1	Secteur 2 Sector 2	Secteur 3 Sector 3	Vitesse Speed	Heure Elapsed
1	2:27.807	1:01.537	53.076	33.194	81.3	2:27.807
2	<u>1:48.896</u>	31.596	46.291	31.009	110.3	4:16.703
3	2:01.380	37.368	51.128	32.884	99.0	6:18.083
4	1:52.753	35.569	46.967	30.217	106.5	8:10.836
5	1:46.602	31.569	45.010	30.023	112.7	9:57.438
6	1:51.241	33.017	47.754	30.470	108.0	11:48.679
7	1:45.507	30.850	44.538	30.119	113.9	13:34.186
8	1:46.012	30.798	45.340	29.874	113.3	15:20.198
9	1:52.062	31.259	49.928	30.875	107.2	17:12.260
10	1:45.010	31.024	44.526	29.460	114.4	18:57.270

28 Nicholas PINK						
PINK, Nicholas ARROWS A5 1981						
Tour Lap	Temps Time	Secteur 1 Sector 1	Secteur 2 Sector 2	Secteur 3 Sector 3	Vitesse Speed	Heure Elapsed
1	2:28.200	1:00.187	53.428	34.585	81.1	2:28.200
2	1:58.091	35.856	50.109	32.126	101.7	4:26.291



15^e GRAND PRIX DE MONACO HISTORIQUE | 24-26 AVRIL 2026



RACE G AYRTON SENNA - F1 Grand Prix cars from 1981 to 1985

Qualifying Practice Sector Analysis

Lap under Red Flag

— Invalidated Lap

■ Personal Best

■ Session Best

B Crossing the pit lane

Tour Lap	Temps Time	Secteur 1 Sector 1	Secteur 2 Sector 2	Secteur 3 Sector 3	Vitesse Speed	Heure Elapsed
3	1:56.583	34.949	49.503	32.131	103.0	6:22.874
4	1:54.799	34.312	48.298	32.189	104.6	8:17.673
5	1:55.727	34.566	48.019	33.142	103.8	10:13.400
6	1:54.842	34.451	48.211	32.180	104.6	12:08.242
7	1:53.776	33.271	48.355	32.150	105.6	14:02.018
8	1:56.756	35.207	49.938	31.611	102.9	15:58.774
9	1:55.299	33.688	48.403	33.208	104.2	17:54.073
10	1:51.884	33.153	47.025	31.706	107.4	19:45.957

Tour Lap	Temps Time	Secteur 1 Sector 1	Secteur 2 Sector 2	Secteur 3 Sector 3	Vitesse Speed	Heure Elapsed
29	Valerio LEONE	ARROWS A6 1983				
	LEONE, Valerio					
1	2:18.106	56.712	50.877	30.517	87.0	2:18.106
2	1:40.606	30.311	42.693	27.602	119.4	3:58.712
3	1:39.921	28.494	42.439	28.988	120.2	5:38.633
4	1:42.929	29.878	44.482	28.569	116.7	7:21.562
5	1:38.240	28.120	40.893	29.227	122.3	8:59.802
6	1:35.602	27.908	40.517	27.177	125.7	10:35.404
7	2:56.546 B	44.273	49.859	1:22.414	68.0	13:31.950
8	1:57.560	41.213	46.214	30.133	102.2	15:29.510

Tour Lap	Temps Time	Secteur 1 Sector 1	Secteur 2 Sector 2	Secteur 3 Sector 3	Vitesse Speed	Heure Elapsed
30	Steven HARTLEY	ARROWS A6 1983				
	HARTLEY, Steve					
1	2:08.060	51.763	45.626	30.671	93.8	2:08.060
2	1:45.880	31.122	44.694	30.064	113.5	3:53.940
3	2:46.174 B	30.609	44.541	1:31.024	72.3	6:40.114
4	1:50.068	37.690	43.797	28.581	109.1	8:30.182
5	1:42.721	29.612	43.099	30.010	116.9	10:12.903
6	1:44.408	30.399	44.568	29.441	115.1	11:57.311
7	1:42.106	29.939	43.294	28.873	117.7	13:39.417
8	1:41.958	29.674	43.538	28.746	117.8	15:21.375
9	5:24.057 B	29.920	55.182	3:58.955	37.1	20:45.432

Tour Lap	Temps Time	Secteur 1 Sector 1	Secteur 2 Sector 2	Secteur 3 Sector 3	Vitesse Speed	Heure Elapsed
31	Massimiliano GIRARDO	MINARDI M185 1985				
	GIRARDO, Massimiliano					
1	2:35.420	1:09.354	52.637	33.429	77.3	2:35.420
2	1:50.562	31.424	47.703	31.435	108.7	4:25.982
3	1:42.116	30.350	43.700	28.066	117.6	6:08.098
4	1:45.117	31.386	45.680	28.051	114.3	7:53.215
5	1:40.857	29.759	42.253	28.845	119.1	9:34.072
6	1:39.684	30.356	41.723	27.605	120.5	11:13.756
7	1:39.796	30.604	41.508	27.684	120.4	12:53.552
8	1:44.826	31.619	45.336	27.871	114.6	14:38.378
9	1:41.245	30.909	42.430	27.906	118.7	16:19.623
10	1:40.921	29.289	41.586	30.046	119.0	18:00.544
11	1:45.033	29.656	44.406	30.971	114.4	19:45.577
12	1:49.611	29.749	41.149	38.713	109.6	21:35.188

Tour Lap	Temps Time	Secteur 1 Sector 1	Secteur 2 Sector 2	Secteur 3 Sector 3	Vitesse Speed	Heure Elapsed
32	Piero LOTTINI	OSELLA FA1B/81 1981				
	LOTTINI, Piero					
1	2:18.732	52.508	52.617	33.607	86.6	2:18.732
2	1:52.073	33.044	47.212	31.817	107.2	4:10.805
3	1:52.665	34.220	45.628	32.817	106.6	6:03.470
4	1:53.653	34.260	48.391	31.002	105.7	7:57.123
5	5:55.697 B	30.594	45.534	4:39.569	33.8	13:52.820
6	2:10.985	46.953	51.820	32.212	91.7	16:03.805
7	1:51.943	31.372	48.981	31.590	107.3	17:55.748
8	1:50.820	33.266	46.831	30.723	108.4	19:46.568

Tour Lap	Temps Time	Secteur 1 Sector 1	Secteur 2 Sector 2	Secteur 3 Sector 3	Vitesse Speed	Heure Elapsed
33	Maxwell LYNN	LOLA BEATRICE THL1 1985				
	LYNN, Shaun					
1	2:36.766	1:06.494	56.099	34.173	76.6	2:36.766



15^e GRAND PRIX DE MONACO HISTORIQUE | 24-26 AVRIL 2026



RACE G AYRTON SENNA - F1 Grand Prix cars from 1981 to 1985

Qualifying Practice Sector Analysis

Lap under Red Flag

— Invalidated Lap

■ Personal Best

■ Session Best

B Crossing the pit lane

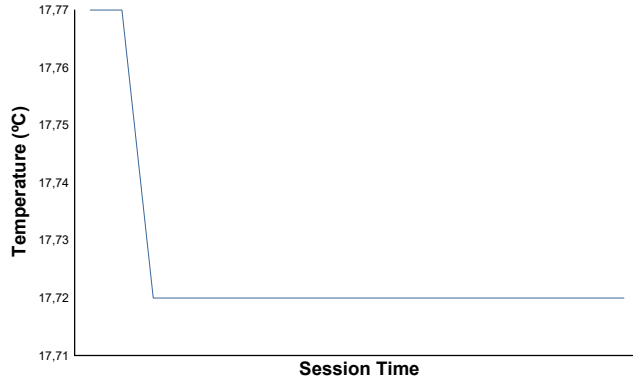
Tour Lap	Temps Time	Secteur 1 Sector 1	Secteur 2 Sector 2	Secteur 3 Sector 3	Vitesse Speed	Heure Elapsed	Tour Lap	Temps Time	Secteur 1 Sector 1	Secteur 2 Sector 2	Secteur 3 Sector 3	Vitesse Speed	Heure Elapsed	
35	Joe MACARI							2	1:48.522	33.382	45.224	29.916	110.7	4:26.852
	MACARI, Joe						TYRRELL 12 1985	3	1:43.083	31.635	43.369	28.079	116.5	6:09.935
1	2:53.546	1:34.220	47.925	31.401	69.2	2:53.546	4	1:41.816	30.104	44.362	27.350	118.0	7:51.751	
2	1:44.426	31.981	43.428	29.017	115.0	4:37.972	5	1:41.490	29.857	42.454	29.179	118.4	9:33.241	
3	1:49.117	30.707	45.449	32.961	110.1	6:27.089	6	1:37.840	29.337	41.472	27.031	122.8	11:11.081	
4	1:59.876	30.819	56.854	32.203	100.2	8:26.965	7	1:39.245	30.115	41.698	27.432	121.0	12:50.326	
5	1:41.754	29.914	42.941	28.899	118.1	10:08.719	8	1:41.008	30.876	42.778	27.354	118.9	14:31.334	
6	1:47.009	32.631	45.157	29.221	112.3	11:55.728	9	1:38.137	28.813	41.689	27.635	122.4	16:09.471	
7	1:40.519	30.427	41.730	28.362	119.5	13:36.247	10	1:41.747	29.791	43.115	28.841	118.1	17:51.218	
8	1:57.945	31.314	53.443	33.188	101.9	15:34.192	11	1:37.529	28.894	41.484	27.151	123.2	19:28.747	
9	1:43.518	29.915	42.946	30.657	116.0	17:17.710	12	1:39.903	28.939	41.586	29.378	120.2	21:08.650	
10	1:39.562	29.562	41.241	28.759	120.7	18:57.272								
11	1:37.745	29.165	40.800	27.780	122.9	20:35.017								
37	Mark HAZELL													
	HAZELL, Mark						WILLIAMS FW08C 1983							
1	<u>2:30.981</u>	1:08.623	50.365	31.993	79.6	2:30.981								
2	1:52.464	33.732	46.507	32.225	106.8	4:23.445								
3	1:40.339	28.887	42.979	28.473	119.7	6:03.784								
4	1:43.067	31.016	42.617	29.434	116.6	7:46.851								
5	1:36.093	27.950	41.361	26.782	125.0	9:22.944								
6	<u>1:37.481</u>	28.150	41.455	27.876	123.2	11:00.425								
7	1:49.520	34.902	45.708	28.910	109.7	12:49.945								
8	1:40.833	30.756	41.965	28.112	119.1	14:30.778								
9	1:36.881	27.660	41.034	28.187	124.0	16:07.659								
10	<u>1:41.737</u>	28.203	44.535	28.999	118.1	17:49.396								
11	1:35.429	27.695	40.987	26.747	125.9	19:24.825								
12	<u>1:39.559</u>	27.966	43.730	27.863	120.7	21:04.384								
38	Frits VAN EERD													
	VAN EERD, Frits						WILLIAMS FW08C 1983							
1	2:38.330	1:11.217	51.960	35.153	75.9	2:38.330								



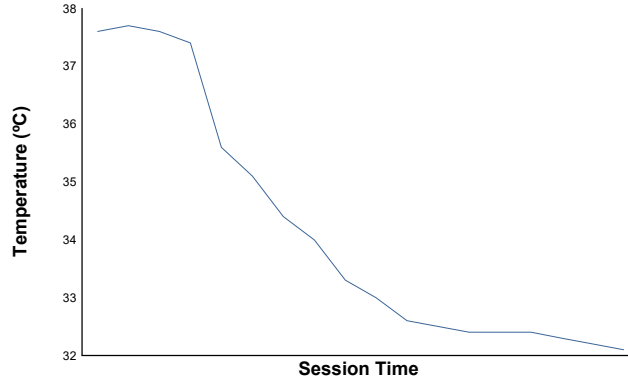
RACE G AYRTON SENNA - F1 Grand Prix cars from 1981 to 1985

Qualifying Practice Weather Report

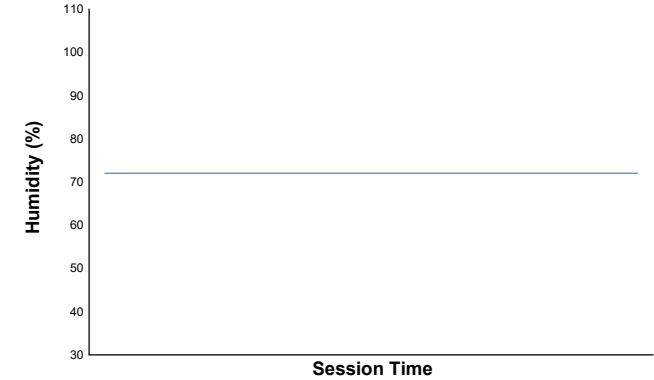
Air Temperature



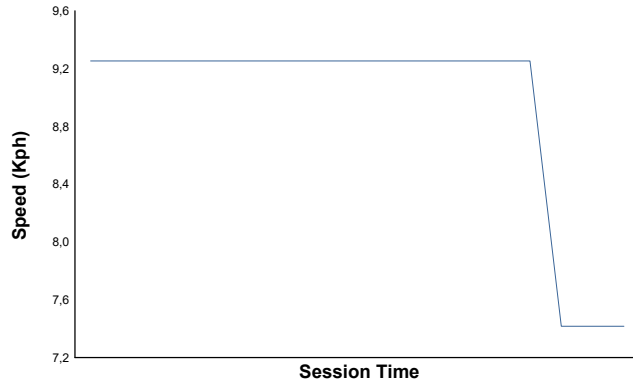
Track Temperature



Humidity

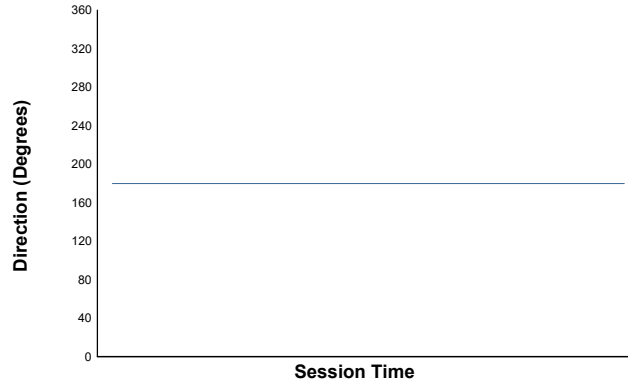


Wind Speed

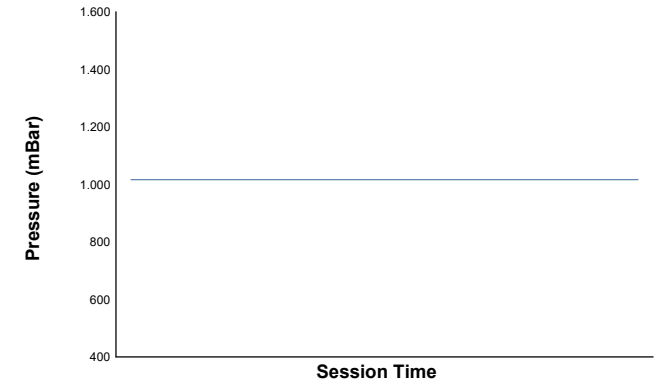


Wind Direction

North=0°/360° East=90° South=180° West=270°



Pressure



Track Status: **DRY**