



15^e GRAND PRIX DE MONACO HISTORIQUE | 24-26 AVRIL 2026



RACE G AYRTON SENNA - F1 Grand Prix cars from 1981 to 1985

Race Final Classification

Num Pilote No Driver	Nat Pil Dr Nat	Concurrent Competitor	Nat Con Com Nat	Marque Modèle - Année Type Model - Year	Classe Class	Tours	Temps Total Time	Ecart Gap	Vitess e	M.Tour-Best Lap				
										Temp Time	Vitesse Speed			
1	18	HALL, Stuart		GOETHE, Roald		MARCH 821 1982	1	15	28:51.438	-	104.1	10	1:30.836	132.3
2	6	KAPADIA, Alex		KAPADIA, Alex		WILLIAMS FW08 1982	1	15	29:04.502	+13.064	103.3	11	1:32.314	130.1
3	2	D'ANSEMBOURG, Werner		D'ANSEMBOURG, Werner		BRABHAM BT49D 1982	1	15	29:06.544	+15.106	103.2	11	1:33.014	129.2
4	29	LEONE, Valerio		LEONE, Valerio		ARROWS A6 1983	1	15	29:26.012	+34.574	102.0	14	1:35.814	125.4
5	1	D'ANSEMBOURG, Christophe		D'ANSEMBOURG, Christophe		WILLIAMS FW07C 1981	1	15	29:26.687	+35.249	102.0	14	1:35.770	125.4
6	25	ORUSBAEV, Ramzan		KIREEV, Evgeny		LIGIER JS25 1985	2	15	29:28.836	+37.398	101.9	15	1:35.229	126.2
7	7	TORIBA, Yutaka		TORIBA, Yutaka		WILLIAMS FW07C 1981	1	15	29:29.831	+38.393	101.8	15	1:35.724	125.5
8	38	VAN EERD, Frits		VAN EERD, Frits		WILLIAMS FW08C 1983	1	15	29:36.856	+45.418	101.4	13	1:36.163	124.9
9	35	MACARI, Joe		MACARI, Joe		TYRRELL 12 1985	1	15	29:38.746	+47.308	101.3	14	1:35.910	125.3
10	24	PANAGIOTIS, Yannick		PANAGIOTIS, Yannick		TYRRELL 12 1984	1	15	29:48.298	+56.860	100.8	13	1:38.036	122.5
11	5	GAIO CUEVAS, Osvaldo		GAIO CUEVAS, Osvaldo		WILLIAMS FW08 1982	1	15	30:10.666	+1:19.228	99.5	12	1:40.068	120.1
12	30	HARTLEY, Steven		HARTLEY, Steve		ARROWS A6 1983	1	15	30:10.939	+1:19.501	99.5	12	1:39.482	120.8
13	14	FORT, Laurent		FORT, Laurent		ENSIGN MN180B 1980	1	14	28:10.123	1 Tour	99.5	12	1:38.387	122.1
14	3	HAGAN, James		HAGAN, James		TYRRELL 011-B 1983	1	14	28:32.100	1 Tour	98.2	13	1:36.279	124.8
15	27	CHAHWAN, Alejandro Walter		CHAHWAN, Alejandro Walter		MARCH 811 1981	1	14	28:57.611	1 Tour	96.8	4	1:44.753	114.7
16	12	INGLESSIS, John		INGLESSIS, John		LOTUS 91-7 1982	1	13	27:55.619	2 Tours	93.2	10	1:44.833	114.6
17	11	LYNN, Shaun		CLASSIC TEAM LOTUS LTD		LOTUS 95 1984	2	13	29:23.873	2 Tours	88.5	5	1:49.610	109.6
18	17	RINCON, Octavio		RINCON, Octavio		MARCH 821 1982	1	12	29:32.159	3 Tours	81.3	9	1:43.463	116.1
19	4	CONSTABLE, Jamie		CONSTABLE, Jamie		TYRRELL 11 1983	1	10	21:16.503	5 Tours	94.1	6	1:32.885	129.3
20	37	HAZELL, Mark		HAZELL, Mark		WILLIAMS FW08C 1983	1	9	19:44.228	6 Tours	91.3	5	1:33.637	128.3
21	10	BROOKS, Steven		BROOKS, Steven		LOTUS 91 1982	1	5	11:16.049	10 Tours	88.8	4	1:38.661	121.8
22	9	WERNER, Marco		CHROME CARS RACING		LOTUS 87B 1982	1	2	6:06.656	13 Tours	65.5	2	2:33.646	78.2
23	31	GIRARDO, Massimiliano		GIRARDO, Massimiliano		MINARDI M185 1985	1							
24	23	PADMORE, Nicholas		CHROME CARS RACING		LOTUS 92 1983	1							
25	20	SIMMONDS, Ian		SIMMONDS, Ian		TYRRELL 12 1983	1							
26	28	PINK, Nicholas		PINK, Nicholas		ARROWS A5 1981	1							

CAR 3 - TIME PENALTY OF 30 SEC - CAUSING A COLLISION

Published at:19:35.....

Track Status:

DRY

Stewards:


 J.F. CALMES - Chairman of the Stewards


 C. GEFFROY - Steward


 D. MIGEON - Steward


 C. PLASSERAUD - Steward

Timekeeper:

Alberto ESTÉBANEZ



15^e GRAND PRIX DE MONACO HISTORIQUE | 24-26 AVRIL 2026



RACE G AYRTON SENNA - F1 Grand Prix cars from 1981 to 1985

Race Lap Chart

Num No	Pos	Grid	Tours - Laps														
			1	2	3	4	5	6	7	8	9	10	11	12	13	14	15
18	1	18	18	18	18	18	18	18	18	18	18	18	18	18	18	18	
9	2	9	9	9	6	6	6	6	6	6	6	6	6	6	6	6	
6	3	6	6	6	2	2	2	2	2	2	2	2	2	2	2	2	
2	4	2	2	2	4	4	4	4	4	4	4	4	29	29	29	29	
4	5	4	4	4	37	37	37	37	37	37	37	29	1	1	1	1	
37	6	37	37	37	29	29	29	29	29	29	29	1	25	25	25	25	
29	7	29	29	29	1	1	1	1	1	1	1	25	7	7	7	7	
1	8	1	1	1	25	25	25	25	25	25	25	7	38	38	38	38	
25	9	25	25	25	7	7	7	7	7	7	7	38	35	35	35	35	
10	10	10	10	7	10	10	10	38	38	38	38	35	3	3	3	24	
7	11	7	7	10	38	38	38	35	35	35	35	3	14	14	14	5	
38	12	38	38	38	35	35	35	3	3	3	3	14	24	24	24	30	
35	13	35	35	35	14	14	3	14	14	14	14	24	30	30	30	5	
14	14	14	14	14	3	3	14	24	24	24	24	30	5	5	5	30	
3	15	3	3	3	24	24	24	30	30	30	30	5	27	27	27	27	
31	16	31	24	24	30	30	30	5	5	5	5	27	12	12	12		
23	17	23	30	30	5	5	5	27	27	27	27	12	11	11	11		
24	18	24	5	5	27	27	27	12	12	12	12	11	17				
17	19	17	27	27	11	11	11	11	11	11	11	17					
30	20	30	11	11	12	12	12	17	17	17	17						
5	21	5	12	12	17	17	17										
27	22	27	17	17													
11	23	11															
12	24	12															
20	25	20															
28	26	28															





RACE G AYRTON SENNA - F1 Grand Prix cars from 1981 to 1985

Race Best Sector Times

Pos	Secteur 1 Sector 1		Secteur 2 Sector 2		Secteur 3 Sector 3		Pos	Num Pilote No Driver	Tour Idéal-Ideal Lap	M.Tour-Best Lap
	Num Pilote No Driver	Temps Time	Num Pilote No Driver	Temps Time	Num Pilote No Driver	Temps Time				
1	18 S.HALL	26.635	18 S.HALL	38.590	18 S.HALL	25.567	1	18 S.HALL	1:30.792	1:30.836 (1)
2	6 A.KAPADIA	26.981	6 A.KAPADIA	38.957	2 W.D'ANSEMOURG	25.784	2	6 A.KAPADIA	1:32.001	1:32.314 (2)
3	37 M.HAZELL	27.099	2 W.D'ANSEMOURG	39.413	4 J.CONSTABLE	25.864	3	2 W.D'ANSEMOURG	1:32.418	1:33.014 (4)
4	25 R.ORUSBAEV	27.191	9 M.WERNER	39.558	6 A.KAPADIA	26.063	4	4 J.CONSTABLE	1:32.747	1:32.885 (3)
5	4 J.CONSTABLE	27.192	4 J.CONSTABLE	39.691	37 M.HAZELL	26.433	5	37 M.HAZELL	1:33.348	1:33.637 (5)
6	2 W.D'ANSEMOURG	27.221	37 M.HAZELL	39.816	38 F.VAN EERD	26.715	6	7 Y.TORIBA	1:34.399	1:35.724 (7)
7	7 Y.TORIBA	27.363	7 Y.TORIBA	40.146	35 J.MACARI	26.776	7	25 R.ORUSBAEV	1:34.709	1:35.229 (6)
8	9 M.WERNER	27.423	25 R.ORUSBAEV	40.357	7 Y.TORIBA	26.890	8	3 J.HAGAN	1:35.191	1:36.279 (12)
9	3 J.HAGAN	27.507	1 C.D'ANSEMOURG	40.390	3 J.HAGAN	26.912	9	1 C.D'ANSEMOURG	1:35.327	1:35.770 (8)
10	29 V.LEONE	27.529	29 V.LEONE	40.664	1 C.D'ANSEMOURG	27.069	10	29 V.LEONE	1:35.589	1:35.814 (9)
11	1 C.D'ANSEMOURG	27.868	35 J.MACARI	40.746	25 R.ORUSBAEV	27.161	11	35 J.MACARI	1:35.853	1:35.910 (10)
12	14 L.FORT	28.255	3 J.HAGAN	40.772	29 V.LEONE	27.396	12	38 F.VAN EERD	1:35.911	1:36.163 (11)
13	35 J.MACARI	28.331	38 F.VAN EERD	40.805	24 Y.PANAGIOTIS	27.554	13	14 L.FORT	1:37.490	1:38.387 (14)
14	38 F.VAN EERD	28.391	14 L.FORT	41.209	14 L.FORT	28.026	14	24 Y.PANAGIOTIS	1:37.653	1:38.036 (13)
15	10 S.BROOKS	28.414	10 S.BROOKS	41.436	5 O.GAIO CUEVAS	28.197	15	10 S.BROOKS	1:38.389	1:38.661 (15)
16	24 Y.PANAGIOTIS	28.639	30 S.HARTLEY	41.447	10 S.BROOKS	28.539	16	30 S.HARTLEY	1:38.794	1:39.482 (16)
17	30 S.HARTLEY	28.770	24 Y.PANAGIOTIS	41.460	30 S.HARTLEY	28.577	17	5 O.GAIO CUEVAS	1:39.324	1:40.068 (17)
18	5 O.GAIO CUEVAS	28.919	5 O.GAIO CUEVAS	42.208	17 O.RINCON	29.514	18	17 O.RINCON	1:42.437	1:43.463 (18)
19	17 O.RINCON	29.674	17 O.RINCON	43.249	27 A.CHAHWAN	29.646	19	12 J.INGLESSIS	1:44.182	1:44.833 (20)
20	12 J.INGLESSIS	29.866	27 A.CHAHWAN	44.155	12 J.INGLESSIS	29.854	20	27 A.CHAHWAN	1:44.547	1:44.753 (19)
21	27 A.CHAHWAN	30.746	12 J.INGLESSIS	44.462	11 S.LYNN	30.324	21	9 M.WERNER	1:45.293	2:33.646 (22)
22	11 S.LYNN	32.234	11 S.LYNN	46.185	9 M.WERNER	38.312	22	11 S.LYNN	1:48.743	1:49.610 (21)





15^e GRAND PRIX DE MONACO HISTORIQUE | 24-26 AVRIL 2026



RACE G AYRTON SENNA - F1 Grand Prix cars from 1981 to 1985

Race Flag Analysis

Flag	Time
	GREEN FLAG 18:05:00.000
	SAFETY CAR 18:05:00.001
	SAFETY CAR 18:07:53.289
	GREEN FLAG 18:10:40.956
	GREEN FLAG 18:10:41.070
	GREEN FLAG 18:10:51.146
	SAFETY CAR 18:18:14.642
	GREEN FLAG 18:24:20.236
	GREEN FLAG 18:24:20.350
	GREEN FLAG 18:24:30.338
	YELLOW FLAG AT SECTOR 2 18:26:04.930
	GREEN FLAG AT SECTOR 2 18:26:52.852
	YELLOW FLAG AT SECTOR 2 18:27:09.573
	GREEN FLAG AT SECTOR 2 18:27:17.208
	CHEQUERED FLAG 18:33:51.438
	YELLOW FLAG AT SECTOR 3 18:34:32.307
	YELLOW FLAG AT SECTOR 2 18:34:36.833
	GREEN FLAG AT SECTOR 2 18:35:20.250



15^e GRAND PRIX DE MONACO HISTORIQUE | 24-26 AVRIL 2026



RACE G AYRTON SENNA - F1 Grand Prix cars from 1981 to 1985

Race Sector Analysis

Lap under Red Flag

— Invalidated Lap

■ Personal Best

■ Session Best

B Crossing the pit lane

Tour	Temps Time	Secteur 1 Sector 1	Secteur 2 Sector 2	Secteur 3 Sector 3	Vitesse Speed	Heure Elapsed	Tour	Temps Time	Secteur 1 Sector 1	Secteur 2 Sector 2	Secteur 3 Sector 3	Vitesse Speed	Heure Elapsed	
1	Christophe D'ANSEMBOURG													
	D'ANSEMBOURG, Christophe													
	WILLIAMS FW07C 1981													
1	3:39.543 B	1:42.493	1:10.685	46.365	54.7	3:39.543	13	1:34.431	27.622	40.130	26.679	127.2	25:57.246	
2	2:32.424	54.084	1:01.698	36.642	78.8	6:11.967	14	1:34.506	27.653	40.281	26.572	127.1	27:31.752	
3	1:40.885	30.101	42.115	28.669	119.1	7:52.852	15	1:34.792	27.666	40.262	26.864	126.7	29:06.544	
4	1:37.716	28.636	40.958	28.122	122.9	9:30.568								
5	1:36.654	28.838	40.747	27.069	124.3	11:07.222								
6	1:36.401	28.417	40.676	27.308	124.6	12:43.623								
7	1:47.323	28.130	44.844	34.349	111.9	14:30.946								
8	2:19.289	37.382	54.855	47.052	86.2	16:50.235								
9	2:54.574	43.917	1:34.426	36.231	68.8	19:44.809								
10	1:38.832	29.893	41.371	27.568	121.6	21:23.641								
11	1:37.548	27.984	41.431	28.133	123.2	23:01.189								
12	1:36.171	27.868	40.390	27.913	124.9	24:37.360								
13	1:37.186	28.096	41.124	27.966	123.6	26:14.546								
14	1:35.770	27.904	40.609	27.257	125.4	27:50.316								
15	1:36.371	27.999	41.070	27.302	124.7	29:26.687								
2	Werner D'ANSEMBOURG													
	D'ANSEMBOURG, Werner													
	BRABHAM BT49D 1982													
1	3:35.077 B	1:37.750	1:10.523	46.804	55.9	3:35.077								
2	2:33.080	54.105	1:01.166	37.809	78.5	6:08.157								
3	1:35.530	28.350	40.730	26.450	125.8	7:43.687								
4	1:33.489	27.993	39.712	25.784	128.5	9:17.176								
5	1:33.448	27.547	39.838	26.063	128.6	10:50.624								
6	1:33.063	27.550	39.640	25.873	129.1	12:23.687								
7	1:47.195	27.230	41.792	38.173	112.1	14:10.882								
8	2:31.901	46.273	1:01.659	43.969	79.1	16:42.783								
9	2:59.490	47.263	1:34.027	38.200	66.9	19:42.273								
10	1:33.533	27.738	39.413	26.382	128.4	21:15.806								
11	1:33.014	27.221	39.637	26.156	129.2	22:48.820								
12	1:33.995	27.334	40.273	26.388	127.8	24:22.815								
3	James HAGAN													
	HAGAN, James													
	TYRRELL 011-B 1983													
1	3:46.138 B	1:54.655	1:08.754	42.729	53.1	3:46.138								
2	2:32.377	56.914	1:00.729	34.734	78.8	6:18.515								
3	1:42.093	30.440	43.603	28.050	117.7	8:00.608								
4	1:40.062	30.204	42.064	27.794	120.1	9:40.670								
5	1:38.666	29.012	42.279	27.375	121.8	11:19.336								
6	1:38.722	28.727	42.016	27.979	121.7	12:58.058								
7	2:17.512	32.980	1:02.925	41.607	87.4	15:15.570								
8	2:04.986	39.187	53.598	32.201	96.1	17:20.556								
9	2:29.426	33.373	1:21.908	34.145	80.4	19:49.982								
10	1:39.775	29.353	43.510	26.912	120.4	21:29.757								
11	1:41.029	28.471	44.465	28.093	118.9	23:10.786								
12	1:37.976	28.326	42.460	27.190	122.6	24:48.762								
13	1:36.279	27.756	40.772	27.751	124.8	26:25.041								
14	1:37.059	27.690	41.182	28.187	123.8	28:02.100								
4	Jamie CONSTABLE													
	CONSTABLE, Jamie													
	TYRRELL 11 1983													
1	3:36.220 B	1:38.870	1:09.872	47.478	55.6	3:36.220								
2	2:32.897	54.093	1:00.764	38.040	78.6	6:09.117								
3	1:35.371	28.527	40.338	26.506	126.0	7:44.488								
4	1:34.763	27.718	40.162	26.883	126.8	9:19.251								
5	1:33.346	27.227	39.691	26.428	128.7	10:52.597								
6	1:32.885	27.197	39.824	25.864	129.3	12:25.482								
7	1:47.220	27.268	43.504	36.448	112.0	14:12.702								
8	2:31.222	45.630	1:01.445	44.147	79.4	16:43.924								
9	2:58.878	47.083	1:33.767	38.028	67.2	19:42.802								
10	1:33.701	27.867	39.829	26.005	128.2	21:16.503								



15^e GRAND PRIX DE MONACO HISTORIQUE | 24-26 AVRIL 2026



RACE G AYRTON SENNA - F1 Grand Prix cars from 1981 to 1985

Race Sector Analysis

Lap under Red Flag

— Invalidated Lap

■ Personal Best

■ Session Best

B Crossing the pit lane

Tour	Temps Time	Secteur 1 Sector 1	Secteur 2 Sector 2	Secteur 3 Sector 3	Vitesse Speed	Heure Elapsed
5	Osvaldo GAIO CUEVAS					
	GAIO CUEVAS, Osvaldo WILLIAMS FW08 1982					
1	3:48.833 B	2:08.719	59.645	40.469	52.5	3:48.833
2	2:34.174	57.127	1:03.250	33.797	77.9	6:23.007
3	1:46.052	32.662	44.237	29.153	113.3	8:09.059
4	1:42.862	29.781	43.655	29.426	116.8	9:51.921
5	1:41.262	29.744	42.745	28.773	118.6	11:33.183
6	1:42.481	29.727	43.275	29.479	117.2	13:15.664
7	2:03.639	31.522	51.571	40.546	97.2	15:19.303
8	2:06.569	39.066	53.285	34.218	94.9	17:25.872
9	2:28.288	32.154	1:22.973	33.161	81.0	19:54.160
10	1:42.991	29.675	44.903	28.413	116.6	21:37.151
11	1:44.036	29.560	44.120	30.356	115.5	23:21.187
12	1:40.068	29.663	42.208	28.197	120.1	25:01.255
13	1:41.528	28.919	44.209	28.400	118.3	26:42.783
14	1:42.115	30.354	43.205	28.556	117.6	28:24.898
15	1:45.768	29.932	45.346	30.490	113.6	30:10.666
6	Alex KAPADIA					
	KAPADIA, Alex WILLIAMS FW08 1982					
1	3:33.881 B	1:35.831	1:11.385	46.665	56.2	3:33.881
2	2:33.847	54.512	1:00.782	38.553	78.1	6:07.728
3	1:34.204	27.758	39.185	27.261	127.5	7:41.932
4	1:33.214	27.417	39.356	26.441	128.9	9:15.146
5	1:33.769	27.208	40.009	26.552	128.1	10:48.915
6	1:33.144	27.583	39.072	26.489	129.0	12:22.059
7	1:47.652	27.470	41.524	38.658	111.6	14:09.711
8	2:32.117	46.284	1:01.457	44.376	79.0	16:41.828
9	3:00.314	47.241	1:34.491	38.582	66.6	19:42.142
10	1:32.507	27.487	38.957	26.063	129.9	21:14.649
11	1:32.314	26.981	38.963	26.370	130.1	22:46.963
12	1:33.529	27.323	39.695	26.511	128.4	24:20.492

Tour	Temps Time	Secteur 1 Sector 1	Secteur 2 Sector 2	Secteur 3 Sector 3	Vitesse Speed	Heure Elapsed
13	1:35.254	27.891	39.317	28.046	126.1	25:55.746
14	1:34.391	27.757	39.299	27.335	127.3	27:30.137
15	1:34.365	27.573	39.711	27.081	127.3	29:04.502
7	Yutaka TORIBA					
	TORIBA, Yutaka WILLIAMS FW07C 1981					
1	3:41.980 B	1:46.721	1:10.108	45.151	54.1	3:41.980
2	2:32.810	55.951	1:00.908	35.951	78.6	6:14.790
3	1:39.125	28.896	41.375	28.854	121.2	7:53.915
4	1:38.172	28.663	41.385	28.124	122.4	9:32.087
5	1:36.792	28.347	41.555	26.890	124.1	11:08.879
6	1:38.072	27.879	42.328	27.865	122.5	12:46.951
7	1:46.309	27.363	45.823	33.123	113.0	14:33.260
8	2:18.755	36.945	55.327	46.483	86.6	16:52.015
9	2:54.184	44.380	1:34.412	35.392	69.0	19:46.199
10	1:38.534	29.672	41.303	27.559	121.9	21:24.733
11	1:37.317	28.116	42.304	26.897	123.4	23:02.050
12	1:36.770	28.141	40.146	28.483	124.1	24:38.820
13	1:36.811	27.572	41.558	27.681	124.1	26:15.631
14	1:38.476	27.849	41.398	29.229	122.0	27:54.107
15	1:35.724	27.411	40.936	27.377	125.5	29:29.831
9	Marco WERNER					
	CHROMECARS RACING LOTUS 87B 1982					
1	3:33.010 B	1:34.991	1:11.555	46.464	56.4	3:33.010
2	2:33.646	54.453	1:00.881	38.312	78.2	6:06.656
10	Steven BROOKS					
	BROOKS, Steven LOTUS 91 1982					
1	3:41.076 B	1:45.513	1:10.313	45.250	54.3	3:41.076
2	2:34.614	55.851	1:01.065	37.698	77.7	6:15.690
3	1:42.637	30.047	43.586	29.004	117.0	7:58.327
4	1:38.661	28.686	41.436	28.539	121.8	9:36.988



15^e GRAND PRIX DE MONACO HISTORIQUE | 24-26 AVRIL 2026



RACE G AYRTON SENNA - F1 Grand Prix cars from 1981 to 1985

Race Sector Analysis

Lap under Red Flag

— Invalidated Lap

■ Personal Best

■ Session Best

B Crossing the pit lane

Tour	Temps Time	Secteur 1 Sector 1	Secteur 2 Sector 2	Secteur 3 Sector 3	Vitesse Speed	Heure Elapsed
5	1:39.061	28.459	42.043	28.559	121.3	11:16.049
11	Shaun LYNN					
	CLASSIC TEAM LOTUS LTD LOTUS 95 1984					
1	3:51.577 B	2:15.357	56.229	39.991	51.9	3:51.577
2	2:33.429	56.845	1:03.443	33.141	78.3	6:25.006
3	1:50.728	32.982	46.451	31.295	108.5	8:15.734
4	1:49.938	32.846	46.768	30.324	109.3	10:05.672
5	1:49.610	32.829	46.185	30.596	109.6	11:55.282
6	2:07.370	32.234	50.584	44.552	94.3	14:02.652
7	2:37.747	52.529	1:01.372	43.846	76.2	16:40.399
8	3:19.309 B	47.733	1:34.671	56.905	60.3	19:59.708
9	1:57.310	36.707	48.584	32.019	102.4	21:57.018
10	1:50.764	32.682	47.458	30.624	108.5	23:47.782
11	1:49.689	32.379	46.515	30.795	109.5	25:37.471
12	1:55.161	34.133	48.455	32.573	104.3	27:32.632
13	1:51.241	33.271	46.855	31.115	108.0	29:23.873
12	John INGLESSIS					
	INGLESSIS, John LOTUS 91-7 1982					
1	3:52.857 B	2:16.605	56.239	40.013	51.6	3:52.857
2	2:33.053	56.401	1:04.135	32.517	78.5	6:25.910
3	1:51.975	33.637	47.371	30.967	107.3	8:17.885
4	1:49.848	31.830	46.970	31.048	109.4	10:07.733
5	1:48.708	31.623	46.450	30.635	110.5	11:56.441
6	1:57.921	31.735	46.838	39.348	101.9	13:54.362
7	2:26.112	52.673	52.324	41.115	82.2	16:20.474
8	2:27.277	45.459	1:02.505	39.313	81.6	18:47.751
9	2:00.597	42.812	47.385	30.400	99.6	20:48.348
10	1:44.833	30.447	44.503	29.883	114.6	22:33.181
11	1:46.175	30.811	45.510	29.854	113.1	24:19.356
12	1:46.503	32.084	44.462	29.957	112.8	26:05.859
13	1:49.760	30.967	47.008	31.785	109.4	27:55.619

Tour	Temps Time	Secteur 1 Sector 1	Secteur 2 Sector 2	Secteur 3 Sector 3	Vitesse Speed	Heure Elapsed
14	Laurent FORT					
	FORT, Laurent ENSIGN MN180B 1980					
1	3:44.182 B	1:53.214	1:08.747	42.221	53.6	3:44.182
2	2:33.646	57.131	1:00.757	35.758	78.2	6:17.828
3	1:42.347	30.543	42.525	29.279	117.4	8:00.175
4	1:40.352	29.536	41.949	28.867	119.7	9:40.527
5	1:40.191	29.406	42.324	28.461	119.9	11:20.718
6	1:39.380	29.031	41.209	29.140	120.9	13:00.098
7	2:15.787	31.555	1:02.960	41.272	88.5	15:15.885
8	2:05.627	39.312	53.636	32.679	95.6	17:21.512
9	2:29.279	32.981	1:21.986	34.312	80.5	19:50.791
10	1:41.000	29.794	43.180	28.026	118.9	21:31.791
11	1:40.294	28.537	43.388	28.369	119.8	23:12.085
12	1:38.387	28.255	41.511	28.621	122.1	24:50.472
13	1:38.829	28.884	41.578	28.367	121.6	26:29.301
14	1:40.822	28.936	42.509	29.377	119.2	28:10.123
17	Octavio RINCON					
	RINCON, Octavio MARCH 821 1982					
1	8:24.355 B	7:09.345	45.077	29.933	23.8	8:24.355
2	1:43.645	29.674	43.881	30.090	115.9	10:08.000
3	1:48.730	31.818	46.481	30.431	110.5	11:56.730
4	1:58.061	31.948	47.108	39.005	101.8	13:54.791
5	2:26.065	53.043	52.749	40.273	82.2	16:20.856
6	2:27.250	45.621	1:02.552	39.077	81.6	18:48.106
7	1:55.844	42.190	44.106	29.548	103.7	20:43.950
8	1:44.488	30.036	44.938	29.514	115.0	22:28.438
9	1:43.463	29.908	43.249	30.306	116.1	24:11.901
10	1:44.991	30.355	43.706	30.930	114.4	25:56.892
11	1:45.828	31.248	44.280	30.300	113.5	27:42.720
12	1:49.439	30.442	46.118	32.879	109.8	29:32.159



15^e GRAND PRIX DE MONACO HISTORIQUE | 24-26 AVRIL 2026



RACE G AYRTON SENNA - F1 Grand Prix cars from 1981 to 1985

Race Sector Analysis

Lap under Red Flag

— Invalidated Lap

■ Personal Best

■ Session Best

B Crossing the pit lane

Tour	Temps Time	Secteur 1 Sector 1	Secteur 2 Sector 2	Secteur 3 Sector 3	Vitesse Speed	Heure Elapsed
18	Stuart HALL	MARCH 821 1982				
	GOETHE, Roald					
1	3:32.394 B	1:34.221	1:11.541	46.632	56.6	3:32.394
2	2:33.525	54.030	1:01.257	38.238	78.2	6:05.919
3	1:31.280	26.888	38.754	25.638	131.6	7:37.199
4	1:31.514	26.667	38.983	25.864	131.3	9:08.713
5	1:31.563	26.779	38.921	25.863	131.2	10:40.276
6	1:31.201	26.687	38.741	25.773	131.7	12:11.477
7	1:45.804	26.680	40.278	38.846	113.5	13:57.281
8	2:39.268	55.443	1:02.505	41.320	75.4	16:36.549
9	3:00.694	50.416	1:34.861	35.417	66.5	19:37.243
10	1:30.836	26.635	38.590	25.611	132.3	21:08.079
11	1:31.096	26.692	38.837	25.567	131.9	22:39.175
12	1:32.286	26.637	39.613	26.036	130.2	24:11.461
13	1:32.266	26.818	39.326	26.122	130.2	25:43.727
14	1:33.448	27.110	39.806	26.532	128.6	27:17.175
15	1:34.263	27.356	40.186	26.721	127.4	28:51.438

24	Yannick PANAGIOTIS	TYRRELL 12 1984				
	PANAGIOTIS, Yannick					
1	3:47.148 B	1:57.407	1:07.205	42.536	52.9	3:47.148
2	2:32.160	56.731	1:01.737	33.692	79.0	6:19.308
3	1:42.787	30.870	43.112	28.805	116.9	8:02.095
4	1:40.529	29.578	42.255	28.696	119.5	9:42.624
5	1:40.599	29.333	42.833	28.433	119.4	11:23.223
6	1:39.812	29.008	42.224	28.580	120.4	13:03.035
7	2:14.350	30.329	1:02.520	41.501	89.4	15:17.385
8	2:05.890	39.173	53.431	33.286	95.4	17:23.275
9	2:28.487	32.590	1:23.000	32.897	80.9	19:51.762
10	1:40.994	29.698	42.963	28.333	118.9	21:32.756
11	1:40.501	28.866	43.708	27.927	119.5	23:13.257
12	1:38.893	29.027	42.312	27.554	121.5	24:52.150

13	1:38.036	28.639	41.460	27.937	122.5	26:30.186
14	1:39.275	29.186	41.988	28.101	121.0	28:09.461
15	1:38.837	28.906	41.568	28.363	121.5	29:48.298

25	Ramzan ORUSBAEV	LIGIER JS25 1985				
	KIREEV, Evgeny					
1	3:40.213 B	1:43.993	1:10.571	45.649	54.6	3:40.213
2	2:33.847	55.363	1:01.178	37.306	78.1	6:14.060
3	1:39.671	29.002	41.523	29.146	120.5	7:53.731
4	1:37.486	28.295	41.486	27.705	123.2	9:31.217
5	1:37.242	28.554	41.184	27.504	123.5	11:08.459
6	1:37.284	27.793	42.330	27.161	123.5	12:45.743
7	1:46.180	27.458	45.936	32.786	113.1	14:31.923
8	2:18.946	37.471	55.070	46.405	86.5	16:50.869
9	2:54.462	44.408	1:34.278	35.776	68.9	19:45.331
10	1:39.103	29.798	41.517	27.788	121.2	21:24.434
11	1:37.301	27.996	41.743	27.562	123.5	23:01.735
12	1:36.453	27.854	40.357	28.242	124.5	24:38.188
13	1:37.225	27.619	41.422	28.184	123.6	26:15.413
14	1:38.194	27.517	41.362	29.315	122.3	27:53.607
15	1:35.229	27.191	40.568	27.470	126.2	29:28.836

27	Alejandro Walter CHAHWAN	MARCH 811 1981				
	CHAHWAN, Alejandro Walter					
1	3:50.023 B	2:10.080	59.134	40.809	52.2	3:50.023
2	2:33.586	56.952	1:03.442	33.192	78.2	6:23.609
3	1:48.443	33.406	44.819	30.218	110.8	8:12.052
4	1:44.753	30.886	44.155	29.712	114.7	9:56.805
5	1:46.318	30.746	44.896	30.676	113.0	11:43.123
6	1:49.916	31.243	46.700	31.973	109.3	13:33.039
7	2:11.992	40.959	56.415	34.618	91.0	15:45.031
8	2:00.696	34.972	52.263	33.461	99.5	17:45.727
9	2:09.565	34.929	1:01.299	33.337	92.7	19:55.292



15^e GRAND PRIX DE MONACO HISTORIQUE | 24-26 AVRIL 2026



RACE G AYRTON SENNA - F1 Grand Prix cars from 1981 to 1985

Race Sector Analysis

Lap under Red Flag

— Invalidated Lap

■ Personal Best

■ Session Best

B Crossing the pit lane

Tour	Temps Time	Secteur 1 Sector 1	Secteur 2 Sector 2	Secteur 3 Sector 3	Vitesse Speed	Heure Elapsed
10	1:45.824	30.782	45.396	29.646	113.5	21:41.116
11	1:49.192	31.517	45.127	32.548	110.0	23:30.308
12	1:47.967	32.078	44.912	30.977	111.3	25:18.275
13	1:50.466	31.788	47.721	30.957	108.8	27:08.741
14	1:48.870	32.188	46.273	30.409	110.3	28:57.611

29 **Valerio LEONE**
LEONE, Valerio ARROWS A6 1983

1	3:38.689 B	1:41.332	1:10.410	46.947	54.9	3:38.689
2	2:33.039	53.786	1:01.516	37.737	78.5	6:11.728
3	1:40.830	29.862	42.160	28.808	119.1	7:52.558
4	1:37.470	28.326	41.167	27.977	123.3	9:30.028
5	1:36.526	28.205	40.672	27.649	124.5	11:06.554
6	1:36.355	28.193	40.717	27.445	124.7	12:42.909
7	1:45.236	27.749	45.086	32.401	114.2	14:28.145
8	2:20.292	39.020	54.898	46.374	85.6	16:48.437
9	2:56.068	44.674	1:34.345	37.049	68.2	19:44.505
10	1:38.751	29.894	40.912	27.945	121.7	21:23.256
11	1:37.488	27.748	41.640	28.100	123.2	23:00.744
12	1:36.355	27.529	40.689	28.137	124.7	24:37.099
13	1:37.123	27.915	41.275	27.933	123.7	26:14.222
14	1:35.814	27.752	40.664	27.398	125.4	27:50.036
15	1:35.976	27.728	40.852	27.396	125.2	29:26.012

30 **Steven HARTLEY**
 HARTLEY, Steve ARROWS A6 1983

1	3:47.481 B	1:58.889	1:06.209	42.383	52.8	3:47.481
2	2:32.998	56.998	1:01.795	34.205	78.5	6:20.479
3	1:44.015	30.769	43.948	29.298	115.5	8:04.494
4	1:43.397	29.727	43.775	29.895	116.2	9:47.891
5	1:40.994	29.735	42.653	28.606	118.9	11:28.885
6	1:45.233	29.864	45.207	30.162	114.2	13:14.118
7	2:03.874	30.394	52.071	41.409	97.0	15:17.992

Tour	Temps Time	Secteur 1 Sector 1	Secteur 2 Sector 2	Secteur 3 Sector 3	Vitesse Speed	Heure Elapsed
8	2:06.292	39.595	53.240	33.457	95.1	17:24.284
9	2:28.448	32.291	1:23.335	32.822	80.9	19:52.732
10	1:43.911	29.995	45.046	28.870	115.6	21:36.643
11	1:44.353	29.259	44.582	30.512	115.1	23:20.996
12	1:39.482	28.842	41.447	29.193	120.8	25:00.478
13	1:41.828	28.770	44.481	28.577	118.0	26:42.306
14	1:44.284	29.025	45.987	29.272	115.2	28:26.590
15	1:44.349	29.254	44.731	30.364	115.1	30:10.939

35 **Joe MACARI**
 MACARI, Joe TYRRELL 12 1985

1	3:43.768 B	1:52.379	1:08.529	42.860	53.7	3:43.768
2	2:33.107	56.966	1:00.798	35.343	78.5	6:16.875
3	1:42.311	30.806	42.749	28.756	117.4	7:59.186
4	1:39.795	29.852	42.083	27.860	120.4	9:38.981
5	1:39.350	29.216	41.998	28.136	120.9	11:18.331
6	1:39.257	29.208	41.778	28.271	121.0	12:57.588
7	2:17.673	32.592	1:03.172	41.909	87.3	15:15.261
8	2:04.500	38.867	53.424	32.209	96.5	17:19.761
9	2:29.342	33.403	1:21.769	34.170	80.4	19:49.103
10	1:39.912	29.652	42.454	27.806	120.2	21:29.015
11	1:40.582	28.797	44.168	27.617	119.4	23:09.597
12	1:36.930	28.583	41.188	27.159	123.9	24:46.527
13	1:36.486	28.331	40.953	27.202	124.5	26:23.013
14	1:35.910	28.388	40.746	26.776	125.3	27:58.923
15	1:39.823	28.620	43.883	27.320	120.3	29:38.746

37 **Mark HAZELL**
 HAZELL, Mark WILLIAMS FW08C 1983

1	3:37.059 B	1:39.932	1:10.010	47.117	55.3	3:37.059
2	2:33.654	54.068	1:00.937	38.649	78.2	6:10.713
3	1:36.682	28.503	40.949	27.230	124.3	7:47.395
4	1:34.806	27.549	40.117	27.140	126.7	9:22.201



15^e GRAND PRIX DE MONACO HISTORIQUE | 24-26 AVRIL 2026



RACE G AYRTON SENNA - F1 Grand Prix cars from 1981 to 1985

Race Sector Analysis

Lap under Red Flag

— Invalidated Lap

■ Personal Best

■ Session Best

B Crossing the pit lane

Tour	Temps Time	Secteur 1 Sector 1	Secteur 2 Sector 2	Secteur 3 Sector 3	Vitesse Speed	Heure Elapsed	Tour	Temps Time	Secteur 1 Sector 1	Secteur 2 Sector 2	Secteur 3 Sector 3	Vitesse Speed	Heure Elapsed
5	1:33.637	27.388	39.816	26.433	128.3	10:55.838							
6	1:34.026	27.099	40.219	26.708	127.8	12:29.864							
7	1:43.826	27.231	41.349	35.246	115.7	14:13.690							
8	2:31.344	45.647	1:01.546	44.151	79.4	16:45.034							
9	2:59.194	46.884	1:33.956	38.354	67.0	19:44.228							

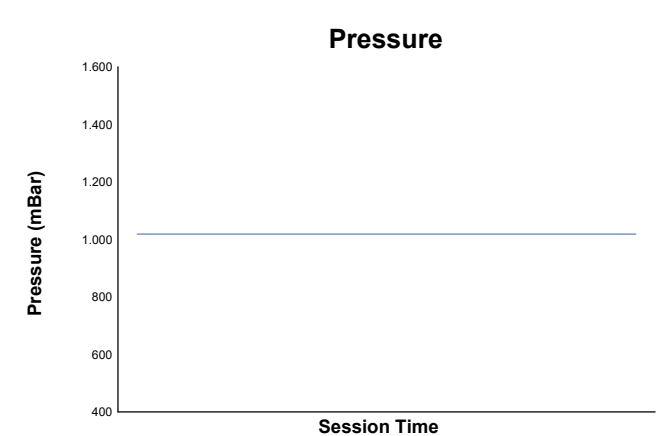
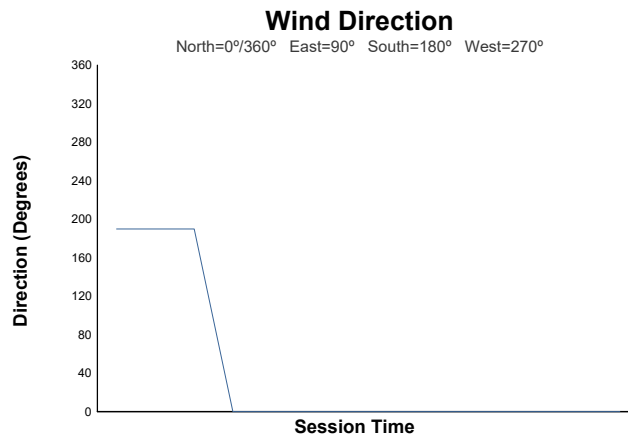
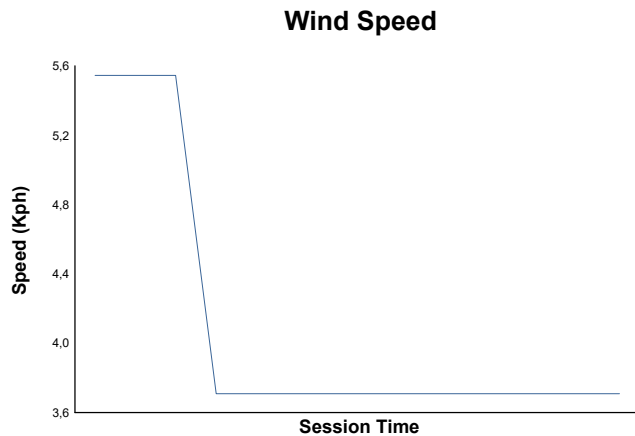
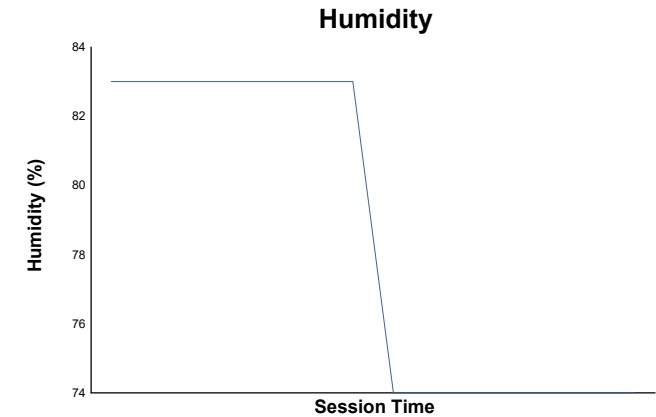
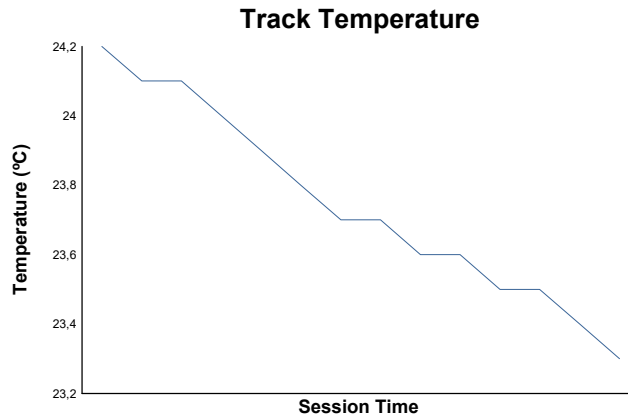
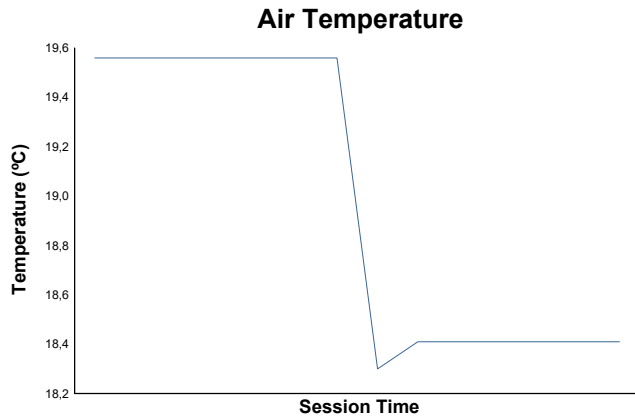
38 Frits VAN EERD
 VAN EERD, Frits WILLIAMS FW08C 1983

1	3:42.741 B	1:48.171	1:11.385	43.185	53.9	3:42.741
2	2:33.303	56.254	1:01.191	35.858	78.4	6:16.044
3	1:42.412	30.937	42.933	28.542	117.3	7:58.456
4	1:39.205	29.850	42.031	27.324	121.1	9:37.661
5	1:38.670	29.707	41.837	27.126	121.8	11:16.331
6	1:37.645	29.256	41.345	27.044	123.0	12:53.976
7	1:45.866	29.449	45.637	30.780	113.5	14:39.842
8	2:13.449	33.317	53.186	46.946	90.0	16:53.291
9	2:54.065	44.384	1:34.524	35.157	69.0	19:47.356
10	1:40.816	30.836	42.481	27.499	119.2	21:28.172
11	1:40.485	29.012	44.030	27.443	119.6	23:08.657
12	1:36.994	28.847	41.158	26.989	123.9	24:45.651
13	1:36.163	28.508	40.805	26.850	124.9	26:21.814
14	1:36.212	28.391	41.106	26.715	124.9	27:58.026
15	1:38.830	28.690	42.349	27.791	121.6	29:36.856



RACE G AYRTON SENNA - F1 Grand Prix cars from 1981 to 1985

Race Weather Report



Track Status: **DRY**

